




FÖHSE™

FUTURE OF HORTICULTURAL
SCIENCE + ENGINEERING

FIXTURE OVERVIEW

06i SERIES




O6i [GREENHOUSE | INDOOR | SINGLE TIER]

GREENHOUSE ILLUMINATION REIMAGINED.

Central to your crop's success is the idea that greater photon density leads to more carbon assimilation, which means more biomass. The O6i packs more photons into each

footprint than any other greenhouse light on the market, and is paired with a spectral distribution ideal for complimenting natural sunlight.



O6i

1200W
PPE*
2.64 $\mu\text{mol}/\text{J}$
PPF*
3186 $\mu\text{mol}/\text{s}$

O6i+


1200W
PPE*
2.91 $\mu\text{mol}/\text{J}$
PPF*
3492 $\mu\text{mol}/\text{s}$

06i [1200W]

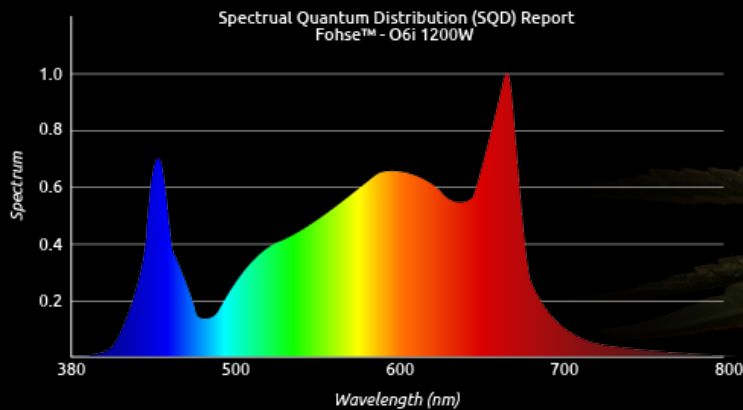
PPE*
2.64
μmol/J

PPF*
3168
μmol/s

IP RATING
IP65



FIXTURE SPECS	
LED Type	Samsung 301D + Osram Red 660nm
Consumption Wattage at 100% Power	1200
Maximum BTU Output	4092
Input Voltage Options	208-480
Max Ambient Air Operating Temp	104°F
Dimensions	16" x 8" x 10"
Weight	33 lbs.



Every batch of fixtures we manufacture is customized to perfectly match the unique conditions of your facility. Because these customizations affect the build cost every order is priced differently. We aim to give every client the best price possible for their fixtures. By opening a dialogue and getting to know all the nuances of your facility our sales reps can identify every opportunity for cost savings – such as volume discounts – that we of course pass along to you.

* Options up to.

© Copyright 2022* Fohse, Inc.

*Specs updated quarterly and are subject to change

Subject to change without notice. Tolerance ±10%


NOTE: We will never be beaten on price. Every bid comes attached with Fohse's Price Match Guarantee. Terms and conditions apply.

06i+ [1200W]

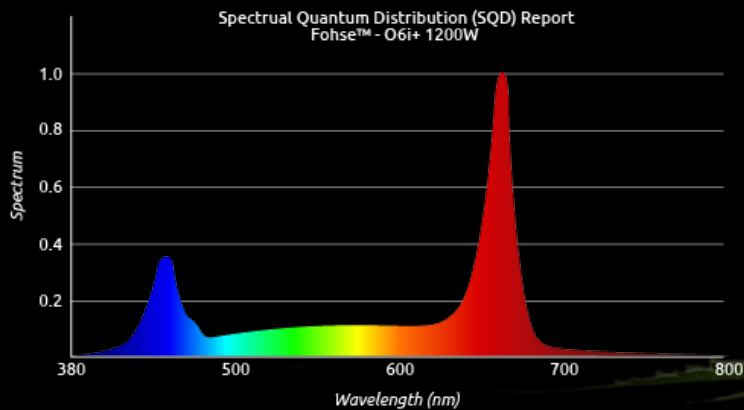
PPE*
2.91
μmol/J

PPF*
3492
μmol/s

IP RATING
IP65



FIXTURE SPECS	
LED Type	Samsung 301D+ San'an 3535 660nm
Consumption Wattage at 100% Power	1200
Maximum BTU Output	4092
Input Voltage Options	208-480
Max Ambient Air Operating Temp	104°F
Dimensions	16" x 8" x 10"
Weight	33 lbs.



Every batch of fixtures we manufacture is customized to perfectly match the unique conditions of your facility. Because these customizations affect the build cost every order is priced differently. We aim to give every client the best price possible for their fixtures. By opening a dialogue and getting to know all the nuances of your facility our sales reps can identify every opportunity for cost savings – such as volume discounts – that we of course pass along to you.

* Options up to.

© Copyright 2022* Fohse, Inc.

*Specs updated quarterly and are subject to change

Subject to change without notice. Tolerance ±10%

NOTE: We will never be beaten on price. Every bid comes attached with Fohse's Price Match Guarantee. Terms and conditions apply.

