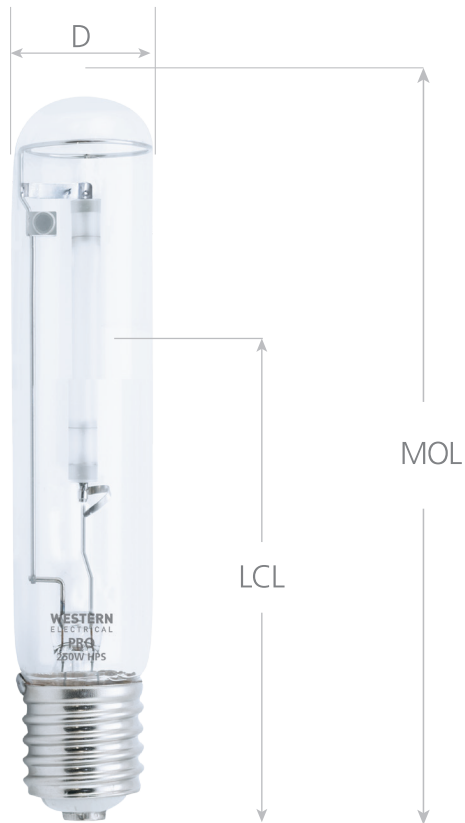


WESTERN ELECTRICAL

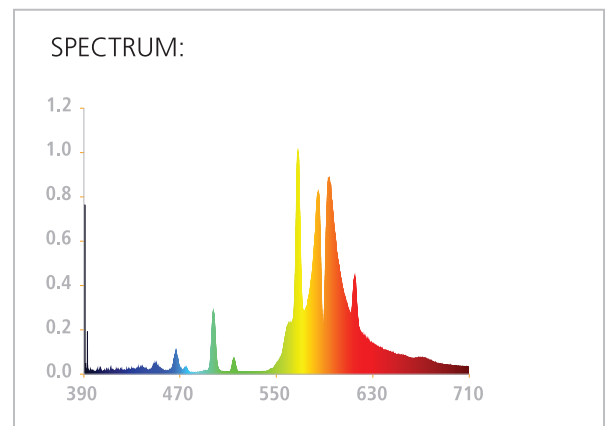
HORTICULTURAL GROW LAMP

250W HPS PRO



- DELIVERS SUPERIOR PERFORMANCE FOR HORTICULTURAL APPLICATIONS
- THE PRO LINE IS ENGINEERED FOR PROFESSIONAL GROWERS
- HIGH PERFORMANCE AND EFFICIENCY
- WORKS WITH ELECTRONIC AND MAGNETIC BALLASTS
- IDEAL FOR FLOWERING

DIMENSIONS (mm)	NOMINAL VALUE
D - Bulb Diameter	48
MOL - Max Overall Length	245
LCL - Light Centre Length	147
Max Base to Bulb (Degree)	3



WESTERN ELECTRICAL

HORTICULTURAL GROW LAMP

250W HPS PRO

GENERAL CHARACTERISTICS

Cap-Base	E40 or E39
Bulb (Size & Material)	T46 - Borosilicate (Hard Glass)
Bulb Finish	Clear
Arc Tube Material	PCA
Operating Position	Universal (U)
ANSI Designation	S50
Max Bulb Temperature (°C)	400
Rated Averaged Life(h)	32,000
Dimmable	YES

PRODUCT DATA

Product Name	250W HPS PRO HORTICULTURAL GROW LAMP
Manufacturer Code	HPS250 / U / T46 / E40 / PRO
Lamps Per Carton	12
Certification Marks	CE

ELECTRICAL DATA

NOMINAL VALUE

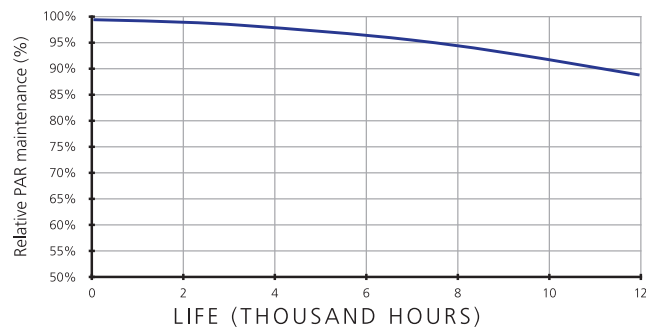
Lamp Rated Wattage (W)	250
Lamp Operating Voltage (V)	100
Lamp Current (A)	3
Ignition Type	Pulse-Start
Ignition Voltage (kV)	4
Ignition Time (s)	5 MAX.
Run-up Time 90% (min)	5 MAX.
Typical Hot Restart Time (min)	8 MAX.
Reference Ballast Characteristics	240V-1.2A-50Hz

LIGHT PARAMETERS

NOMINAL VALUE

Color Rendering Index (%)	25
Color Temperature (K)	2,000
Luminous Flux (Lm)	34,000
Luminous Efficacy (Lm/w)	136
PPF (umol/s)	400
PPF Efficacy (umol/s/w)	1.6

TYPICAL PAR MAINTENANCE



TYPICAL LUMEN MAINTENANCE

