

Daffodil[®] User Manual

HPC650B/W

EN Multi-Function Pedometer

FR Podomètre Multifonction

DE Schrittzähler

IT Podometro Multifunzione

ES Podómetro Multifunción

Digital Daffodil Ltd
United Kingdom
Tel: +44(0) 845 293 9358
www.digitaldaffodil.com

User Manual

Thank you for buying our product. You may already be familiar with using a similar product but please take time to read these instructions carefully. They are designed to familiarise you with the features of the product and to ensure that you get the very best from your purchase.

1. Main features

- 3 Dimensional Sensor for Accurate Measurement
- Accurate step counter
- 7 day memory function
- Calorie counter
- Daily progress monitor
- Distance tracker

2. Care and Storage

- Keep out of the reach of children
- Only clean with a soft dry cloth
- Do not expose to high temperatures, water, high humidity or dust
- Do not store in direct sunlight
- Do not drop or strike the device
- Accuracy can be affected by magnetic fields, vibrations and electrical noise
- To preserve battery life, remove the battery if the item will not be used for a prolonged period
- Disassembling the device will invalidate the warranty

3. Buttons

[MODE]

Press to cycle through modes: Step Counter – Distance Display – Calorie Display – Sport Time Display

Press and hold to enter data settings

[MEMO]

Enter history review mode

[UP/RES]

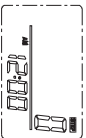
Adjust values in data settings

Reset all counters

View saved data in history review mode

4. Operating Instructions

4.1 Step counter



Press [MODE] to cycle through modes: Step Counter – Distance Display – Calorie Display – Sport Time Display

4.2 Data Setting

In step counting mode, press and hold [MODE] for 3-5 seconds to enter data settings.

Press [MODE] to cycle through settings in the following order:

12/24h - hour - minute - Metric/Imperial unit - body weight - step length - daily step target

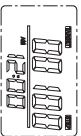
After selecting an item, press [UP/RES] to increase the value. Press and hold it to adjust the value rapidly.

The device exits data setting mode automatically after 60 seconds inactivity

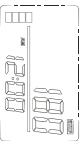
4.3 Reset all Counters

Press and hold [UP/RES] until "CLR" appears on the LCD screen then press [UP/RES] again to reset counters. Pressing [MODE] will cancel the reset.

4.4 Step Target



The percentage of your step target reached is indicated by the progress bar on the left hand side of the LCD screen. Your progress automatically resets to 0 at 12am every day.



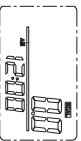
4.5 Distance Display

Press [MODE] to enter Distance Display.



The distance travelled since your last data reset will be displayed. Distance travelled automatically resets to 0 at 12am every day.

4.6 Calorie Display



The calories burnt since your last data reset will be displayed. The Calorie counter automatically resets to 0 at 12am every day. Press [MODE] to enter Calorie Display.

7. Specification

Product Name	Daffodil Multi-Function Pedometer
Model No.	HPC650
Max Steps:	99999
Max Calories:	9999.9 KCAL
Max Distance:	999.99 (KM/MILE)
Max Timer:	1440 minutes
Memory Storage:	7 Slots
Weight and Stride Range:	
Metric:	10KG - 200KG, 10CM - 200CM
Imperial:	22LB - 420LB, 4INCH - 80INCH
Time Display:	12/24hr Format
Power Supply:	CR2025 3V x 1
Dimensions :	69 (W) x 33 (H) x 9 (D) mm:
Weight:	20g inc. battery
Accessories:	User manual

In the interest of product improvement, specifications are subject to change without notice.

8. Warranty

This product is guaranteed for 12 months from the date of the original purchase. The product will be either replaced or repaired free of charge (where possible) during this period. An alternative product will be offered in case the product is no longer available or repairable.

This warranty is subject to the following conditions:

- The product must be correctly installed and operated in accordance
- To the instructions given in this user manual.
- The warranty only covers the main unit, and does not cover battery, packaging, and accessories.
- The warranty does not cover the damage caused by misuse (such as dropping or physical misuse), negligence, accident and natural disaster.
- The warranty will be rendered invalid if the product is resold or has been damaged by inexpert repairs.
- Please consult our customer adviser before returning any product; we are not responsible for any unexpected product returns.
- Any faulty product must be kept and returned with all the accessories and the original copy of the purchase receipt.

The warranty is in addition to, and does not diminish, your statutory or legal rights.

Customer Service:
Telephone: +44 (0) 845 293 9358
Email: service@digitaldaffodil.co.uk