

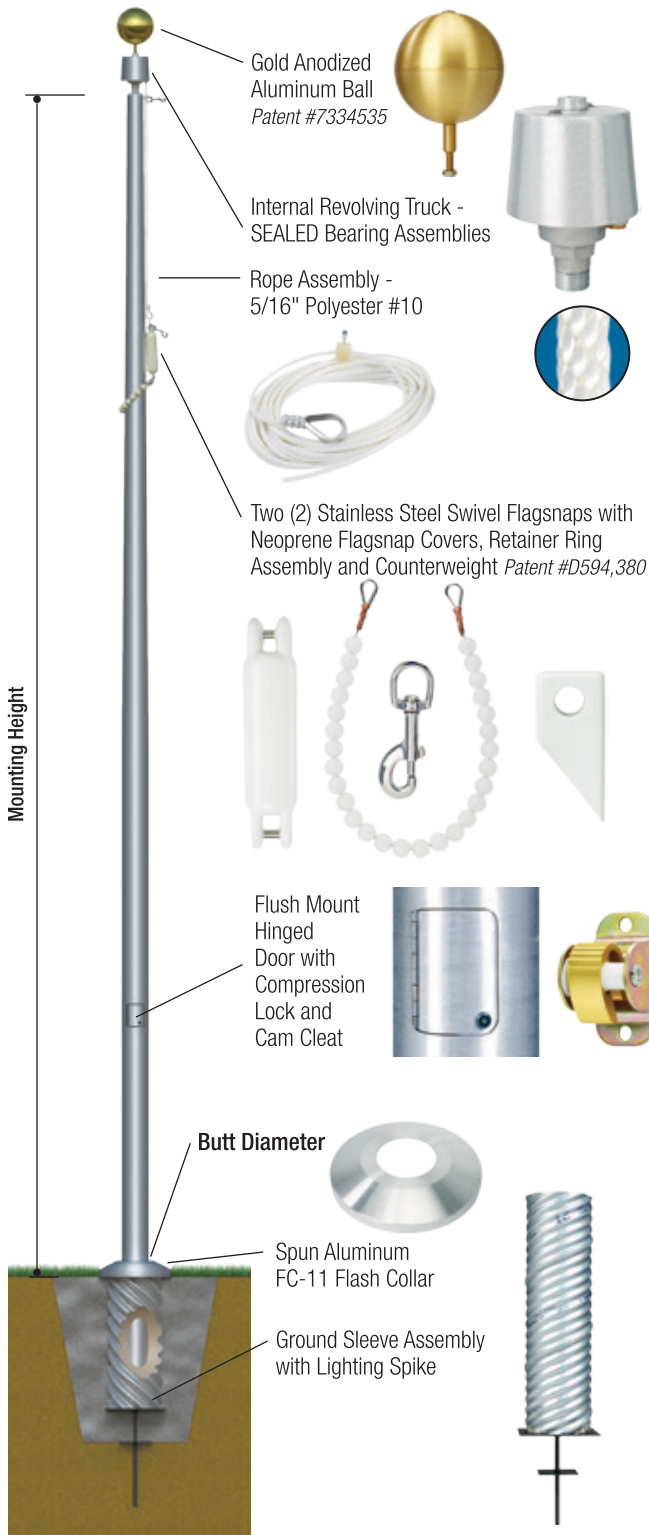
Monarch Series - ICC

Internal Cam Cleat - Rope Halyard

The Monarch Series

commercial-grade flagpoles with the security of an Internal Rope Halyard and Cam Cleat system. Ranging in heights from 20' to 40', the concealed halyard and lockable flush mount hinged door delivers project owners the peace of mind provided with 24-7 security.

STANDARD FLAGPOLE ACCESSORIES - 5" TO 8" BUTT DIAMETERS



Standard Specifications

Patented, Heavy-Duty Gold Anodized Aluminum Ball
Cast Aluminum Revolving Truck with SEALED
Stainless Steel Bearing Assemblies, Aluminum
Spindle, Cast Brass Exit Bushing and Removable
Hood

Complete Internal Halyard Assembly

- Rope Halyard 5/16" #10 Polyester
- Two (2) Stainless Steel Swivel Flagsnaps
- Two (2) Neoprene Flagsnap Covers

Cam Cleat

Flush Mount Access Door with Lock and Keys

Spun Aluminum FC-11 Flash Collar

Galvanized 16-Gauge Corrugated Steel Ground
Sleeve with Steel Grounding Spike

Flush Mount Hinged Door Design

Monarch Flagpoles unite the simplicity of efficient engineering with the aesthetics of a precision cut, rectangular flush mount door design, providing an internal halyard Cam Cleat system that is ideal for low to moderate wind speed areas.

For additional Cam Cleat option flagpoles, see Sentry ISC Raised Reinforced Door Frame and Sentry II IRC Reinforced Welded Door Frame



Monarch Series - ICC Internal Cam Cleat - Rope Halyard


MTG. H GT.	BUTT DIA.	WALL THICKNESS	POLE SECTIONS	SET DEPTH	TOP DIA.	STD. FLAG SIZE	MAX WIND SPEED WITH NYLON FLAG	MAX WIND SPEED NO FLAG	CATALOG NUMBER ***SPECIFY FINISH	SATIN	CLEAR ANODIZED	DARK BRONZE OR BLACK ANODIZED	BRONZETONE, BLACK, WHITE OR CLEAR POWDERCOAT
20'	5"	.125"	1	2'0"	3"	4' x 6'	117	204	ICC20B51-***				
	5"	.188"	1	2'0"	3"	4' x 6'	151	272	ICC20D51-***				
25'	5"	.125"	1	2'6"	3"	5' x 8'	84	110	ICC25B51-***				
	5"	.156"	1	2'6"	3"	5' x 8'	93	129	ICC25C51-***				
	6"	.156"	1	2'6"	3.5"	5' x 8'	126	216	ICC25C61-***				
	6"	.188"	1	2'6"	3.5"	5' x 8'	144	240	ICC25D61-***				
30'	5"	.156"	1	3'0"	3"	6' x 10'	72	90	ICC30C51-***				
	5"	.156"	2	3'0"	3"	6' x 10'	72	90	ICC30C52-***				
	6"	.156"	1	3'0"	3.5"	6' x 10'	91	138	ICC30C61-***				
	6"	.156"	2	3'0"	3.5"	6' x 10'	91	138	ICC30C62-***				
	6"	.188"	1	3'0"	3.5"	6' x 10'	102	170	ICC30D61-***				
	6"	.188"	2	3'0"	3.5"	6' x 10'	102	170	ICC30D62-***				
35'	6"	.156"	1	3'6"	3.5"	6' x 10'	74	93	ICC35C61-***				
	6"	.156"	2	3'6"	3.5"	6' x 10'	74	93	ICC35C62-***				
	7"	.156"	1	3'6"	3.5"	6' x 10'	95	142	ICC35C71-***				
	7"	.156"	2	3'6"	3.5"	6' x 10'	95	142	ICC35C72-***				
	7"	.188"	1	3'6"	3.5"	6' x 10'	107	167	ICC35D71-***				
	7"	.188"	2	3'6"	3.5"	6' x 10'	107	167	ICC35D72-***				
40'	7"	.156"	1	4'0"	3.5"	8' x 12'	75	99	ICC40C71-***				
	7"	.156"	2	4'0"	3.5"	8' x 12'	75	99	ICC40C72-***				
	8"	.156"	1	4'0"	4"	8' x 12'	94	140	ICC40C81-***				
	8"	.156"	2	4'0"	4"	8' x 12'	94	140	ICC40C82-***				
	8"	.188"	1	4'0"	4"	8' x 12'	107	161	ICC40D81-***				
	8"	.188"	2	4'0"	4"	8' x 12'	107	161	ICC40D82-***				

***** - Finish Options**

- SAT = Satin
- ACL = Anodized - Clear
- ADB = Anodized - Dark Bronze
- ABL = Anodized - Black
- BZT = Powder Coat - BronzeTone
- BLK = Powder Coat - Black
- WHT = Powder Coat - White
- CLR = Powder Coat - Clear


MONARCH SERIES - ICC OPTIONS

Cast Aluminum, SEALED Bearings, Gold Powder Coated Ball Truck. Replaces Standard Truck and Ball Combination -



8" Diameter Ball/Truck Add \$
10" Diameter Ball/Truck Add \$

Cast Aluminum FC-11 In Lieu of Spun Collar -



5"-7" Butt Diameters Add \$
8" Butt Diameters Add \$

Flagpole Lighting Options are available for all Monarch Series ICC Flagpoles

Shoe Base Designs for Surface Mount Installations are available with all Monarch Series ICC Flagpoles.

- 5" Butt Diameters Add \$
- 6"-8" Butt Diameters Add \$