

BESSELINK&JONES.

FINE LIGHTING, HAND BUILT.
LONDON, ENGLAND.

ELECTRICAL FITTINGS & WIRING

UNITED STATES

→ **FITTINGS**



CANDELABRA CLIP

Candelabra shades and other shades up to 9" diameter clip onto:



candelabra bulb with small edison screw (E12) which fits into:



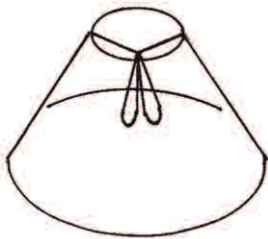
candle tube, which fits over:



small US Edison screw skeleton lampholder (E12)



Use SES E12
candelabra bulb
Max 40W



LARGE CLIP

Lampshades with 10" or 11" base diameter, with large Edison clips, clip onto:



large Edison screw general service bulb (ES E26) which screws into:



large Edison screw, 3-way USA lampholder



Use E26
general service
bulbs. Max 60W

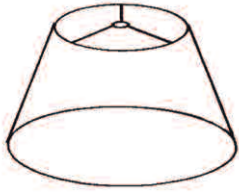
BESSELINK&JONES.

FINE LIGHTING, HAND BUILT.
LONDON, ENGLAND.

ELECTRICAL FITTINGS & WIRING

UNITED STATES

→ **FITTINGS**



FINNIAL

Lampshades with finial fittings, from 10" diameter and over, fit onto:



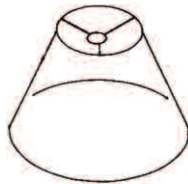
harp finial, fit onto:



harp saddle, with 3-way USA (ES, E26) lampholder



10" & 12" shades use
Max 60W general service bulbs
Larger shades - max 100W



PENDANT

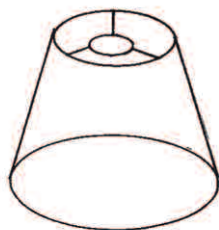
Smaller lampshades with pendant fittings, up to 8" diameter, screw onto:



small US (SES E12) Edison screw lampholders with shade rings. Not switched



Use SES E12 golf ball bulb
Max 40W



PENDANT (LARGER SHADES)

Larger lampshades with pendant fittings, go onto



large Edison lampholders (ES E26) with shade rings. Not switched



Use ES E26 general
service bulbs
Max 60W

AMERICAS, JAPAN AND PARTS OF THE MIDDLE EAST



fig 2.7
General Service Bulb
Edison Screw (ES E26)



fig 2.8
Golf Ball Bulb
Edison Screw (ES E26)



26mm dia.



fig 1.5
US Harp Saddle
ES E26 Lampholder
with 3-way switch



fig 1.15
US, ES E26
Lampholder with
3-way switch



fig 1.14
US, ES E26
Lampholder with
Dimmer Switch



fig 1.9
ES E26 Lampholder
unswitched with
shade rings



fig 1.10
ES E26 Lampholder
unswitched without
shade rings



fig 2.9
Candle Bulb
Small US Edison
Screw (SES E12)



fig 2.10
Golf Ball Bulb
Small US Edison
Screw (SES E12)



12mm dia.



fig 2.14
Pygmy Bulb
Small US Edison
Screw (SES E12)



fig 1.8
US, SES E12
Lampholder without
shade rings



fig 1.6
US, SES E12
Lampholder with
shade rings



fig 1.7
US, SES E12
Skeleton fitting.
(Use with candle tube)



fig 2.18
Low Voltage 50mm
(Dichroic) 12V Closed
Front Halogen Bulb
20W - 35W - 50W



fig 2.16
Capsule Low Voltage
Halogen 12V - 2pin
Type ref. M91 - 10W - G4 cap
Type ref. M47 - 20W - G4 cap



fig 2.17
Mains Voltage Tungsten
Halogen Linear Lamp
TH 100/K4 - 100W - 78mm - R7S cap
TH 150/K4 - 150W - 78mm - R7S cap

BESSELINK&JONES.
FINE LIGHTING, HAND BUILT.
LONDON, ENGLAND.

ELECTRICAL FITTINGS & WIRING
UNITED STATES
→ **PLUGS, SWITCHES & ACCESSORIES**

fig 4.5
US 2 Core Clear Flex
(standard with fig 3.6)



fig 3.6
US Clear Flat 2 Pin Plug

fig 4.6
US 2 Core Black Flex
(standard with fig 3.7)




fig 3.7
US Black Flat 2 Pin Plug

fig 4.4
Cloth Covered Flex
US 2 Core (for use with fig 3.5)




fig 3.5
US White Flat 2 Pin Plug

fig 3.8
3 Pin US Plug



fig 7.3
Brass Chain and ceiling rose



fig 5.1
In-line, Cord or
"Torpedo" switches.
Gold or Black



fig 5.2



fig 7.11
ES to BC
converter



fig 7.12
BC to ES
converter




fig 7.9
Transformer for Tungsten
Halogen Fittings. 110V/12V
105 Watt Max



fig 5.3
Foot Operated Switch



fig 7.1
Coverplate with Grommet Hole.
For use with Library Lights.
Available in any size



fig 7.2
Brass Conduit