

BESSELINK&JONES.

FINE LIGHTING, HAND BUILT.  
LONDON, ENGLAND.

ELECTRICAL FITTINGS & WIRING

EUROPEAN  
→ **FITTINGS**



### CANDLE CLIP

Candle shades and small coolie shades up to 7" dia will normally have clip fittings and clip onto:



small Edison screw candle bulb (E14), which fits into:



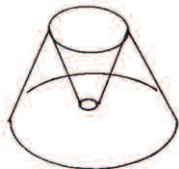
a candle tube, which fits over:



Small Edison screw skeleton lampholder (E14)



Use SES E14 candle  
bulb Max 40W



### GIMBEL

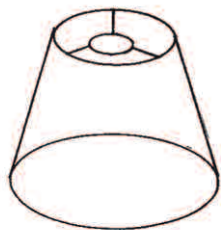
Lampshades from 7" diameter up to 10" base diameter have standard UK gimbels, which screw onto:



small Edison screw lampholders (SES E14) with shade rings, not switched.



Shades 7" dia. use golf ball bulb. Max 40W  
Shades 8" - 10" dia. Use SES E14 golf  
ball bulb. Max 60W



### LARGE GIMBEL

Lampshades from 11" to 16" base diameter have large (ES E27) gimbels and screw into:



large Edison screw (ES, E27) lampholders with shade rings, not switched



Use ES E27 general service bulbs. Max 60W  
for shades up to 12" and Max 100W  
for shades 14" and above.

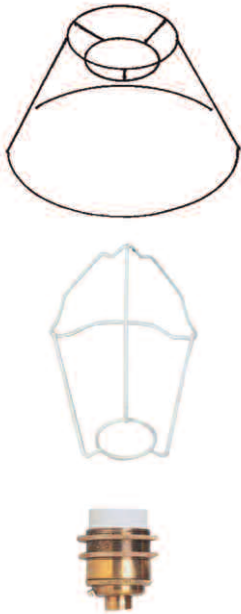
BESSELINK&JONES.

FINE LIGHTING, HAND BUILT.  
LONDON, ENGLAND.

ELECTRICAL FITTINGS & WIRING

EUROPEAN

→ **FITTINGS**



### DUPLEX

Lampshades with duplex fittings, from 17" diameter base and over, fit onto:

↓  
shade carrier (ES E27), which screws onto:

↓  
large Edison screw lampholder (ES, E27) with shade rings. Not switched.



Use ES E27 general service bulbs. Max 100W



### PENDANT

Smaller lampshades with pendant fittings, up to 8" diameter base, go onto:

↓  
small Edison screw lampholders (SES E14) with shade rings, not switched.



Use SES E14 golf ball bulb  
Max 40W



### LARGE PENDANT

Larger lampshades with pendant fittings, go onto:

↓  
large Edison lampholders (ES E27) with shade rings. Not switched.



Use ES E27 general service bulbs  
Max 60W

EUROPE, RUSSIA, ASIA & AFRICA



**fig 2.7**  
General Service Bulb  
Edison Screw (ES E27)



**fig 2.8**  
Golf Ball Bulb  
Edison Screw (ES E27)



**fig 1.9**  
ES E27 Lampholder  
unswitched with  
shade rings



**fig 1.10**  
ES E27 Lampholder  
unswitched without  
shade rings



**fig 2.11**  
Candle Bulb  
Small Edison Screw  
(SES E14)



**fig 2.12**  
Golf Ball  
Small Edison Screw  
(SES E14)



**fig 2.13**  
Pygmy Bulb  
Small Edison Screw  
(SES E14)



**fig 1.6**  
SES E14  
Lampholder without  
shade rings



**fig 1.11**  
SES E14  
Lampholder with  
shade rings



**fig 1.12**  
SES E14  
Skeleton fitting  
(Use with candle tube)



**fig 2.18**  
Low Voltage 50mm  
(Dichroic) 12V Closed  
Front Halogen Bulb  
20W - 35W - 50W



**fig 2.16**  
Capsule Low Voltage  
Halogen 12V - 2pin  
Type ref. M91 - 10W - G4 cap  
Type ref. M47 - 20W - G4 cap



**fig 2.17**  
Mains Voltage Tungsten  
Halogen Linear Lamp  
TH 100/K4 - 100W - 78mm - R7S cap  
TH 150/K4 - 150W - 78mm - R7S cap

BESSELINK&JONES.  
FINE LIGHTING, HAND BUILT.  
LONDON, ENGLAND.

ELECTRICAL FITTINGS & WIRING  
EUROPEAN  
→ PLUGS, SWITCHES & ACCESSORIES



**fig 3.4**  
European Round  
2 Pin Plug + Earth  
Please specify if you  
require a different plug



**fig 4.1**  
Gold PVC 3 Core Flex



**fig 4.2**  
Black PVC 3 Core Flex



**fig 4.3**  
White PVC 3 Core Flex



**fig 4.4**  
Cloth Covered 3 Core Flex



**fig 7.3**  
Brass Chain and  
ceiling rose



**fig 5.1**  
In-line, Cord or  
"Torpedo" switches.  
Gold or Black



**fig 5.2**



**fig 7.11**  
ES to BC  
converter



**fig 7.12**  
BC to ES  
converter



**fig 7.8**  
Transformer for Tungsten  
Halogen Fittings. 220V/12V  
105 Watt Max



**fig 5.3**  
Foot Operated Switch



**fig 7.1**  
Coverplate with Grommet Hole.  
For use with Library Lights.  
Available in any size



**fig 7.2**  
Brass Conduit