

Besselink  
& Jones  
LONDON







# Contents

04	<b>The Company</b>
05	<b>Timeline</b>
09	<b>Workshop</b>
12	<b>Floor</b>
28	<b>Wall</b>
60	<b>Table</b>
92	<b>Hanging</b>
108	<b>Decorative</b>
114	<b>Shades</b>
122	<b>Metal Finishes</b>
126	<b>Contact</b>



## Besselink and Jones' roots extend back more than fifty years with the foundation of Jack Cadman's original ceramic conversion and brass turning workshops in Surrey.



Hank Besselink, who came from a precision engineering background, began working alongside Jack to develop new designs and techniques.

Attracting craftsmen in the fields of gilding, woodturning, cabinetry and engineering gave the workshops the skills and experience to handle more delicate and complex projects and before long they became regularly involved in more specialist restoration of everything from chandeliers to furniture.

Nearly a decade later, Hank formed a partnership with designer and accomplished artist Nigel Jones and so Besselink and Jones was born. As with all the best collaborations, our founders brought together contrasting but entirely complementary skills. What they had in common was a desire to create exquisite lighting of the highest calibre. A renewed passion for engineering decorative pieces, which combined the very best of English design and craftsmanship together with a painstaking eye for detail, paid considerable dividends. The initial Besselink and Jones commission was for some stylish library lights destined for Windsor Castle. The Besselink and Jones reputation was growing steadily.

**1959**

Jack Cadman opens his first ceramic conversion workshop.

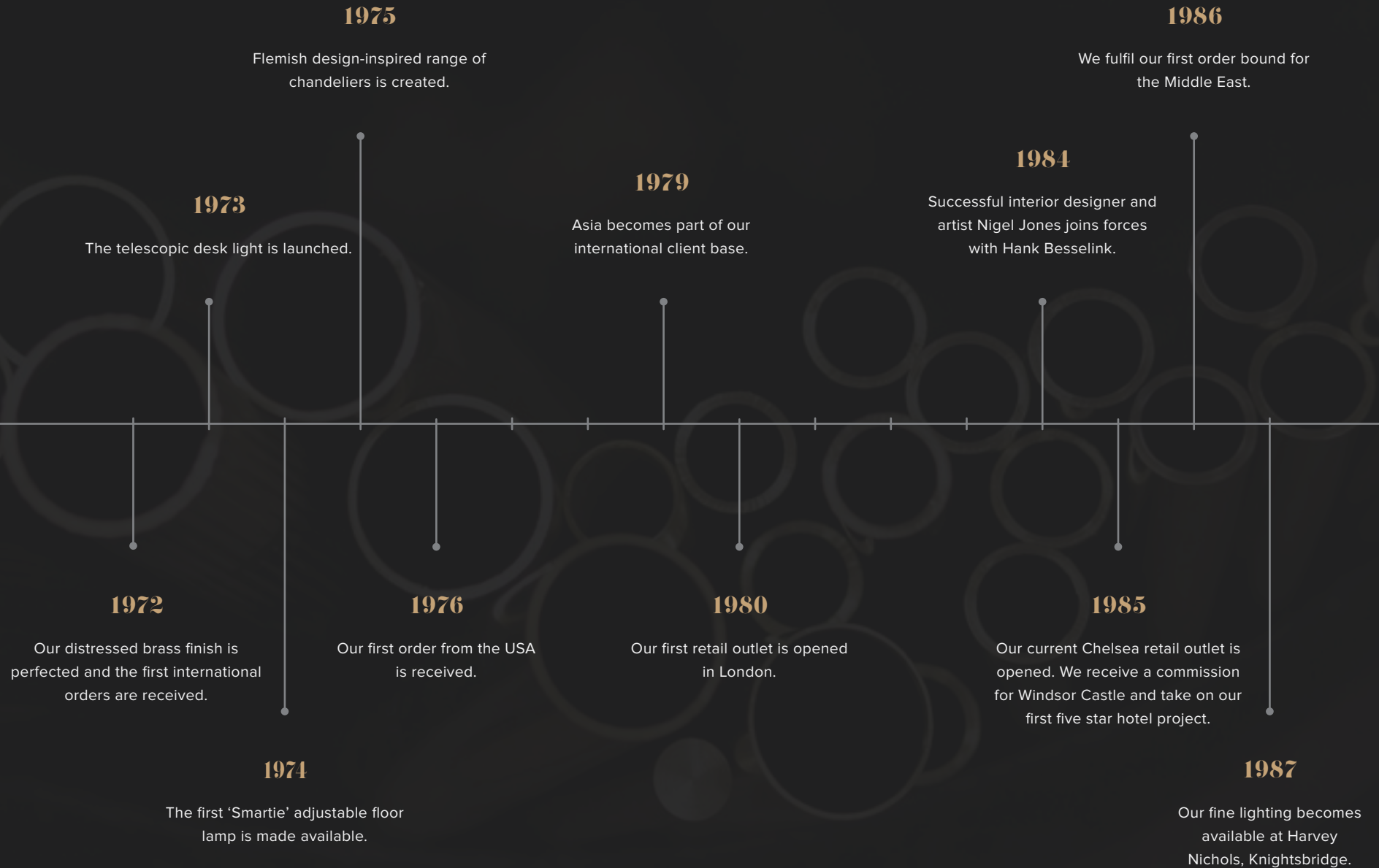
**1971**

Hank Besselink begins working alongside Jack and they produce the library moveable wall light.

**1965**

Surrey-based brass-turning workshops are established.





**1989**

Our first order from Russia is received.

**1997**

The 1,000th 'Smartie' is sold.

**1999**

We receive a commission from the China Club, Beijing, launch an open concession at Harrods of London and undertake an extensive lighting refurbishment project for the Dorchester.

**2003**

We open our artist studio for gilding and hand-painting projects.

**2001**

We undertake our first super-yacht commission and provide lighting for the Royal Palace, Oslo.

**1995**

We begin working with Nicholas Antiques of New York.

**2000**

We are commissioned for a project by Sandy Lane, Barbados.

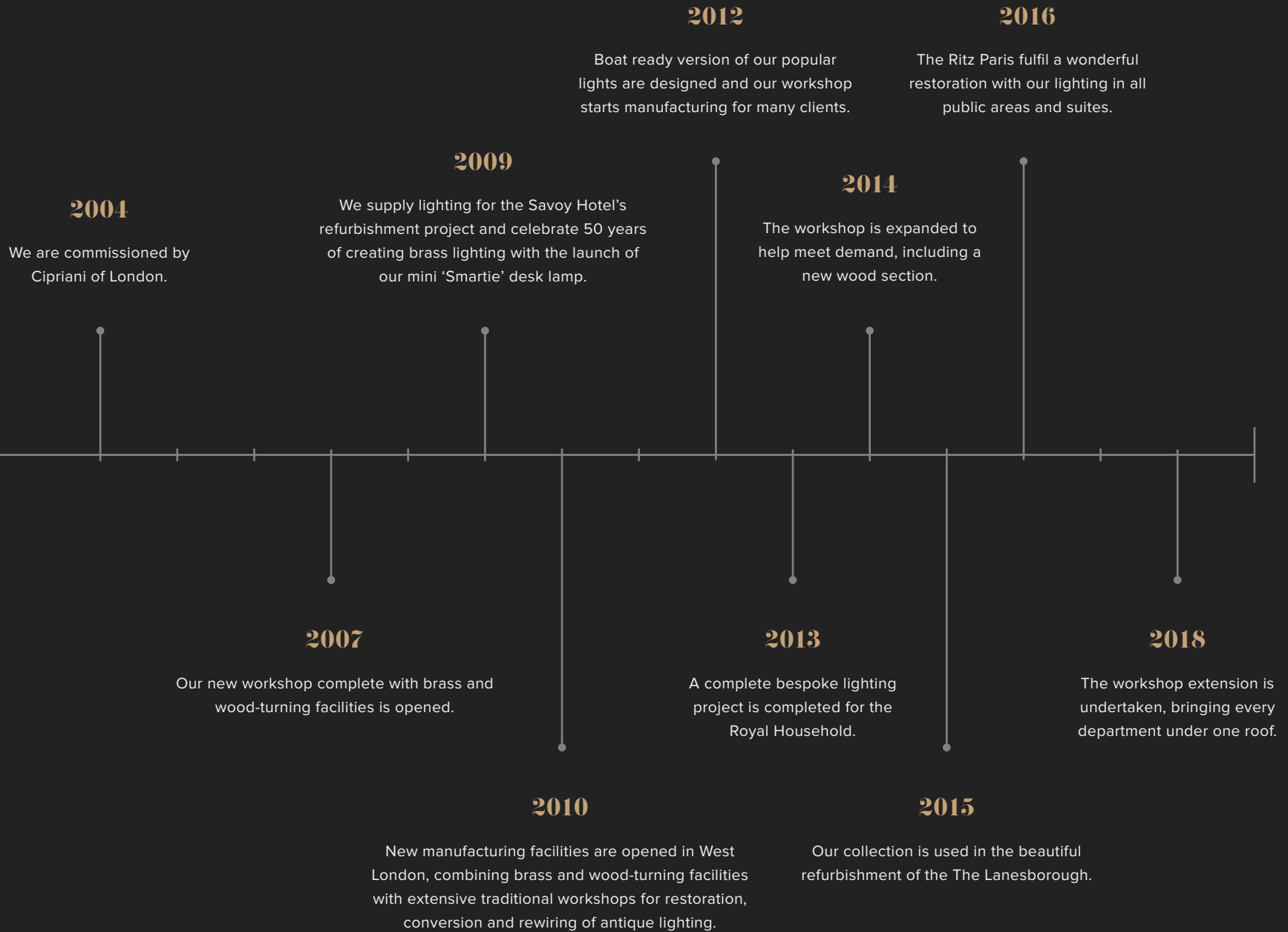
**1998**

We launch our trade showroom in Chelsea Design Centre and Claridges of London commission us to provide lighting.

**2002**

A commission is received from the Astoria Hotel, St Petersburg and we complete our 50th five star hotel project.





## Besselink and Jones staying true to our heritage with engineering excellence.

When it comes to the creation of fine lighting that will stand the test of time, there really is no substitute for experience and at Besselink and Jones we have a strong heritage of traditional British engineering skills. In fact, our well-established workshop has been expertly converting ceramics and other decorative treasures into unique lamps for more than fifty years.

We continue to take great pride in our conversion commissions but these days our much-expanded London workshop also specialises in brass-turning, crafting in bronze, metal plating, wood-carving, hand-painting and colour-matching. Whichever technique we are using, we understand that there are no short-cuts when it comes to producing well-engineered lighting pieces of the highest quality. That's why we adopt an individual approach with an uncompromising dedication to detail.


Every Besselink and Jones piece is hand-crafted and we still employ traditional methods which have elsewhere been all too often cast aside.

Whether handling ceramics, wood, metal, crystal, glass or painted material, we treat renovation projects with the utmost sensitivity, so our work is in complete sympathy with the original quality.













# Floor Lamps

With long standing values of craftsmanship, quality and British engineering, the Besselink & Jones range of classic and contemporary floor lamps are engineered pieces built to last the tests of time. Select from our standard lamp, swing arm and pendant designs, available in a wide variety of metal finishes.



F2-001

**Smartie Major Swing Arm Floor Lamp,  
Distressed Brass**

.....  
Shade: 16" Empire  
Height: 44.5"/112cm to 59"/150cm  
Base: 12"/30cm  
Projection: 17.5"/44cm





F2-002

**Smartie Major Swing Arm Floor Lamp  
With Reeded Centre,  
Polished Chrome**

Shade: 16" Empire  
Height: 44.5"/112cm to 59"/150cm  
Base: 12"/30cm  
Projection: 17.5"/44cm



F2-003

**Smartie Major Swing Arm Floor Lamp  
With Adjustable Cherrywood Table And  
Plain Gallery, Distressed Brass**

Shade: 16" Empire  
Height: 44.5"/112cm to 59"/150cm  
Base: 12"/30cm  
Projection: 17.5"/44cm



F2-004

**Smartie Major Swing Arm Floor Lamp  
With Adjustable Glass Table,  
Polished Chrome**

Shade: 16" Empire  
Height: 44.5"/112cm to 59"/150cm  
Base: 12"/30cm  
Projection: 17.5"/44cm





F2-005

**Smartie Major Double Swing Arm Floor Lamp, Distressed Brass**


Shade: 14" Coolie  
Height: 44.5"/112cm to 59"/150cm  
Base: 12"/30cm  
Projection: 32"/80cm



F2-006

**Smartie Major Standard Floor Lamp With Claw Feet, Brushed Nickel**

Shade: 18" Empire  
Height: 46"/117cm to 59"/150cm  
Base: 12"/30cm



F2-007

**Smartie Minor Standard Floor Lamp, Brushed Chrome**

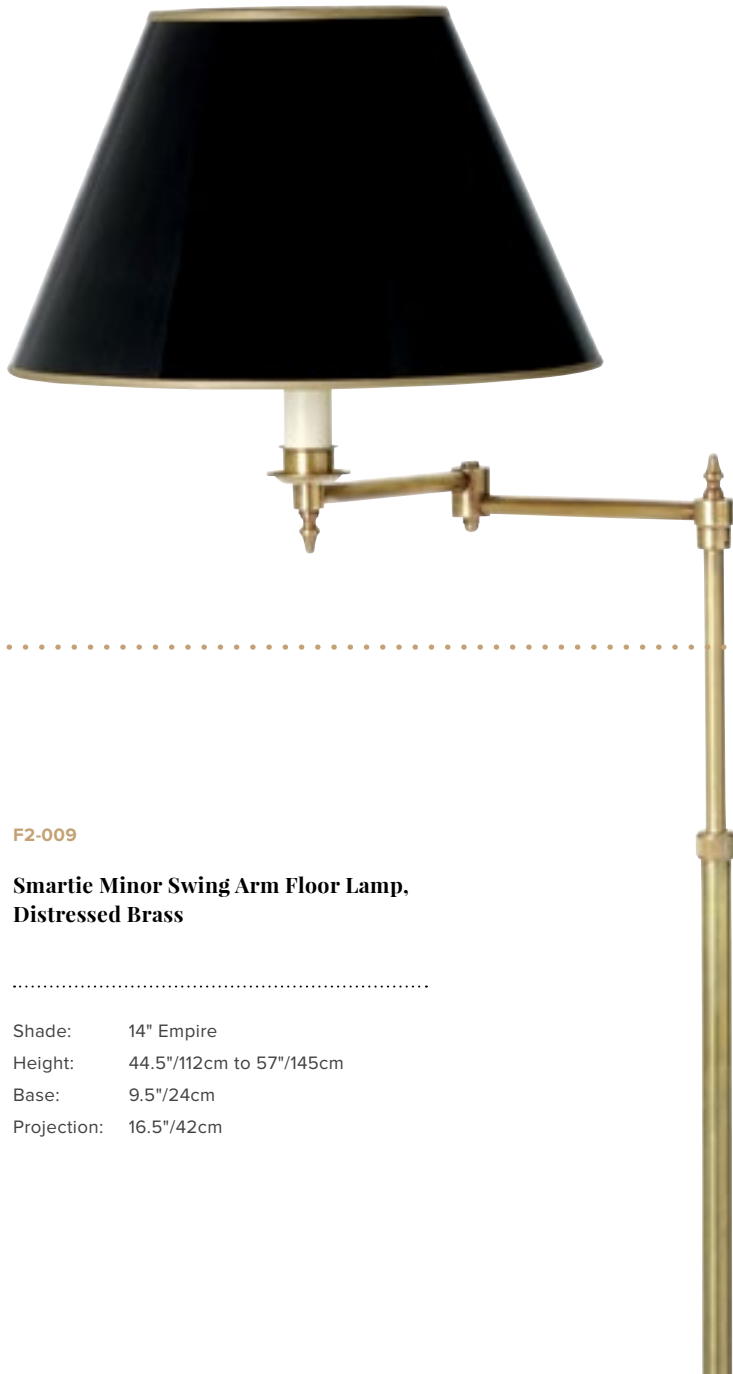
Shade: 14" Coolie  
Height: 44.5"/112cm to 57"/145cm  
Base: 9.5"/24cm



F2-008

**Smartie Minor Standard Floor Lamp With 14" Adjustable Lipped Cherrywood Table, Distressed Brass**

Shade: 14" Empire  
Height: 44.5"/112cm to 57"/145cm  
Base: 9.5"/24cm



F2-009

**Smartie Minor Swing Arm Floor Lamp,  
Distressed Brass**

Shade: 14" Empire  
Height: 44.5"/112cm to 57"/145cm  
Base: 9.5"/24cm  
Projection: 16.5"/42cm



F2-010

**Smartie Minor Swing Arm Floor Lamp  
With 14" Adjustable Lipped Cherrywood  
Table, Coin Bronze**

Shade: 14" Empire  
Height: 44.5"/112cm to 57"/145cm  
Base: 9.5"/24cm  
Projection: 16.5"/42cm



F2-011

**Smartie Minor Swing Arm Floor Lamp  
With 9" Adjustable Lipped Cherrywood  
Table, Distressed Brass**

Shade: 14" Coolie  
Height: 44.5"/112cm to 57"/145cm  
Base: 9.5"/24cm  
Projection: 16.5"/42cm







F2-012

**Smartie Minor Swing Arm Floor Lamp  
With 14" Square Cherrywood Table And  
Gothic Rail, Distressed Brass**

Shade: 14" Wide Top  
Height: 44.5"/112cm to 57"/145cm  
Base: 9.5"/24cm  
Projection: 16.5"/42cm



F2-013

**Alexander Swing Arm Floor Lamp,  
Distressed Brass**

Shade: 14" Coolie  
Height: 42"/107cm to 58"/147cm  
Base: 9.5"/24cm  
Projection: 18"/46cm



F2-014

**Alexander Swing Arm Floor Lamp  
With 14" Adjustable Lipped Table In  
Cherrywood, Polished Chrome**

Shade: 14" Coolie  
Height: 42"/107cm to 58"/147cm  
Base: 9.5"/24cm  
Projection: 18"/46cm



F2-015

**Smartie Minor Swing Arm Floor Lamp  
With Trough Shade, Distressed Brass**

Shade: Trough shade  
Height: 43.5"/111cm to 59"/150cm  
Base: 9.5"/24cm  
Projection: 20"/50cm



F2-016

**Rory Adjustable Floor Lamp With 9" Reflector, Polished Chrome**

Shade: Trough shade  
Height: 51"/130cm to 70"/178cm  
Base: 9.5"/24cm



F2-017

**Rory Adjustable Floor Lamp, Brushed Nickel**

Shade: 14" Coolie  
Height: 59"/150cm to 74"/188cm  
Base: 9.5"/24cm



F2-018

**Chelsea Adjustable Floor Lamp, Polished Chrome**

Shade: 16" Coolie  
Height: 57"/145cm to 65"/166cm  
Base: 9.5"/24cm  
Projection: 22"/46cm



F2-019

**Shepherd Adjustable Floor Lamp,  
Distressed Brass**

Shade: 14" Empire  
Height: 57"/145cm to 72"/183cm  
Base: 9.5"/24cm  
Projection: 13"/32cm



F2-020

**Swannie Adjustable Floor Lamp,  
Distressed Brass**

Shade: 12" Portmerion  
Height: 52"/145cm to 66"/168cm  
Base: 9.5"/24cm  
Projection: 14"/35cm



F2-021

**Romanov Adjustable Floor Lamp,  
Distressed Brass**

Shade: 16" Empire  
Height: 51"/130cm to 65"/165cm  
Base: 12"/30cm  
Projection: 19"/48cm



F2-022

**Romanov Adjustable Floor Lamp With  
14" Cherrywood Table And Gothic Rail,  
Distressed Brass**

Shade: 16" Empire  
Height: 51"/130cm to 65"/165cm  
Base: 12"/30cm  
Projection: 19"/48cm



F2-023

**Sidney Adjustable Floor Lamp,  
Distressed Brass**

Shade: 15" Drum  
Height: 47"/120cm to 65"/165cm  
Base: 9.5"/24cm



F2-024

**Sidney Adjustable Floor Lamp With  
14" Lipped Cherrywood Table,  
Distressed Brass**

Shade: 16" Drum  
Height: 47"/120cm to 65"/165cm  
Base: 9.5"/24cm



F2-025

**Small Corinthian Column Floor Lamp,  
Distressed Brass**

Shade: 20" Empire  
Height: 56"/142cm  
Base: 8"/20cm







F2-026

**Large Corinthian Column Floor Lamp,  
Polished Chrome**

Shade: 22" Empire  
Height: 62"/157cm  
Base: 10"/25cm



F2-027

**Tungsten Halogen Uplighter,  
Polished Chrome**

Height: 70"/178cm  
Base: 12"/30cm



F2-028

**Fixed Swivel Floor Lamp,  
Distressed Brass**

Shade: 11" Coolie  
Height: 52"/133cm  
Base: 6.5"/16cm



F2-029

**Adjustable Swivel Floor Lamp,  
Black Bronze**

Shade: 10.5" Coolie (included)  
Height: 37"/94cm to 52"/133cm  
Base: 6.5"/16cm



F2-030

**Standard Lamp, Hand Painted Bamboo**

.....  
Shade: 20" Empire  
Height: 61"/155cm  
Base: 12"/30cm



F2-031

**Cherrywood Standard Floor Lamp**

.....  
Shade: 20" Empire  
Height: 61"/155cm  
Base: 12"/30cm





**F2-032**  
**Library Standard Lamp, Three  
 Cherrywood Tables, Distressed Brass**

Shade: 22" Empire  
 Height: 53"/135cm to 67"/170cm  
 36"/92cm (height to top table)  
 Tables: 14"/36cm x 14"/36cm



**F2-033**  
**Magazine Rack Standard Lamp, Two  
 Cherrywood Tables, Distressed Brass**

Shade: 22" Empire  
 Height: 53"/135cm to 74"/188cm  
 33"/84cm (height to table)  
 Tables: 17.5"/44cm x 13.5"/34cm



**F2-034**  
**Teatable Floor Lamp On Triangular Base  
 In Cherrywood, Distressed Brass**

Shade: 22" Empire  
 Height: 51"/130cm to 68"/173cm  
 Table: 21.5"/54cm



**F2-035**  
**Teatable Floor Lamp In Cherrywood,  
 Distressed Brass**

Shade: 22" Empire  
 Height: 53"/135cm to 67"/170cm  
 28"/71cm (height to table)



F2-036

**Purist Multi Adjustable Floor Lamp,  
Polished Nickel**


Shade: 14" Empire  
Height: 57"/144cm to 75"/178cm  
Base: 12"/31cm  
Projection: 29"/73 (total length of arm)





**F2-037**  
**Smartie Junior, Distressed Brass**

Shade: 14" Coolie  
 Height: 42"/107cm to 57.5"/146cm  
 Base: 8"/20cm  
 Projection: 12.75"/31.5cm



**F2-038**  
**Windermere Pendant Floor Lamp, Brushed Nickel**

Shade: 14" Special Oblong  
 Height: 62"/158cm  
 Base: 11"/28cm (sq)  
 Projection: 6"/15.5cm



**F2-039**  
**Lys Adjustable Floor Lamp With Shade, Polished Chrome**

Shade: Included  
 Height: 44"/112cm to 59"/150cm  
 Base: 9"/23cm  
 Projection: 10"/26cm



**F2-040**  
**Hepburn Floor Lamp In Cherrywood And Nickel**

Shade: Included  
 Height: 56"/142cm  
 Width: 17"/43cm  
 Base: 12"/30cm



**F2-042**  
**Z Floor Lamp, Polished Nickel**

Shade: 14" Square  
Height: 60"/153cm  
Base: 11"/28cm



**F2-043**  
**Smartie Minor Spotlight, Polished Chrome**

Height: 41"/104cm to 54"/137cm  
Base: 9.5"/24cm  
Projection: 3"/7.5cm (of spot)



**F2-043B**  
**Smartie Minor Spotlight, Black Bronze**

Height: 41"/104cm to 54"/137cm  
Base: 9.5"/24cm  
Projection: 3"/7.5cm (of spot)



**F2-044**  
**Himalia Floor Lamp, Distressed Brass**

Shade: Glass, (included)  
Height: 86"/218cm  
Base: 12"/30cm







# Wall Lights

Whatever the project, there is an elegant wall light designed for you. Encompassing fixed or swing arm lights, library and picture lights, spot bars, uplighters and ip rated bathroom lights, our range, as with all Besselink & Jones lighting, offers the choice of brasses, chromes, nickels and bronzes.

All our lights can be wired for the United Kingdom, North America or Europe as standard and we can amend designs such as backplate size to your specifications.





W2-001

**3-Arm Library Light,  
Distressed Brass**

Shade: 10" Empire  
Height: 20.5"/52cm  
Projection: 13.5"/34cm  
Backplate: 2"/5cm



W2-002

**2-Arm Library Light, Distressed Brass**

Shade: 10" Empire  
 Height: 20.5"/52cm  
 Projection: 10"/25cm  
 Backplate: 2"/5cm



W2-003

**2-Arm Library Light With Swivel Fitting, Distressed Brass**

Shade: 9.5" Brass Coolie  
 Height: 20.5"/52cm  
 Projection: 10"/25cm  
 Backplate: 2"/5cm



W2-004

**2-Arm Library Light With Pineapple Finials, Distressed Brass**

Shade: 9" Coolie  
 Height: 23"/58cm  
 Projection: 10"/25cm  
 Backplate: 1.75" x 1"/4.5cm x 2.5cm



W2-005

**Flemish Library Light, Distressed Brass**

Shade: 11" Coolie  
 Height: 20.5"/52cm  
 Projection: 13.5"/34cm  
 Backplate: 2"/5cm





W2-006

**Smartie Library Wall Light,  
Distressed Brass**

Shade: 10" Empire  
Height: 20.5"/52cm  
Projection: 17.5"/44cm  
Backplate: 1 1/2.5cm x 6"/15cm



W2-007

**Library Light, 1 Fixed And 1 Swing Arm  
(not adjustable), Distressed Brass**

Shade: 10" Empire  
Height: 17.75"/45cm  
Projection: 12"/30.5cm  
Backplate: 2 5/8"/6.7cm



W2-008

**Lazy Doris Wall Light,  
Distressed Brass**

Shade: 10" Empire  
Height: 11"/28cm  
Projection: 18"/46cm  
Backplate: 2"/5cm



W2-009

**Slim Bookcase Picture Light,  
Black Bronze**

Height: 8.5"/21.5cm  
Projection: 5"/13cm  
Backplate: 1"/2.5cm x 3.5"/9cm



W2-010

**Vertical Bookcase Light, Verdigris**

Height: 8.5"/21.5cm  
Projection: 6.75"/17cm  
Backplate: 1"/2.5cm x 3.5"/9cm



W2-011

**2-Arm Denton Wall Light,  
Distressed Brass**

Height: 4.75"/12cm  
Projection: 20"/51cm  
Backplate: 3.5"/9cm x 4.75"/12cm





W2-012

**6.5" Picture Light, Distressed Brass**

Cowl: 6.5"/17cm (length) x 2"/5cm (dia)  
Projection: 1 1/2"/28cm  
Backplate: 2 5/8"/6.7cm



W2-012FM

**6.5" Picture Light, Frame Mounted, Distressed Brass**

Cowl: 6.5"/17cm (length) x 2"/5cm (dia)  
Projection: 1 1/2"/28cm



W2-014A

**13" Picture Light, Adjustable, Distressed Brass**

Cowl: 13"/33cm (length) x 2"/5cm (dia)  
Projection: 1 1/2"/2.5cm x 5"/13cm



W2-013

**11" Picture Light, Distressed Brass**

Cowl: 11"/28cm (length) x 2"/5cm (dia)  
Projection: 1 1/2"/28cm  
Backplate: 2 5/8"/6.7cm



W2-014

**13" Picture Light, Distressed Brass**

Cowl: 13"/33cm (length) x 2"/5cm (dia)  
Projection: 1 1/2"/28cm  
Backplate: 2 5/8"/6.7cm





W2-014R

**13" Picture Light With Reeded Cowl, Distressed Brass**

Cowl: 13"/33cm (length) x 2"/5cm (dia)  
 Projection: 11"/28cm  
 Backplate: 2 5/8"/6.7cm



W2-014SQ

**13" Picture Light With Rectangular Backplate, Distressed Brass**

Cowl: 13"/33cm (length) x 2"/5cm (dia)  
 Projection: 11"/28cm  
 Backplate: 2.25"/5.5cm x 4.75"/12cm  
 (Rectangular)



W2-015

**21" Picture Light, Distressed Brass**

Cowl: 21"/53cm (length) x 2"/5cm (dia)  
 Projection: 11"/28cm  
 Backplate: 2 5/8"/6.7cm



W2-016

**10.5" Slim Line Picture Light, Distressed Brass**

Cowl: 10.5"/27cm (length) x 1.25"/3cm (dia)  
 Projection: 8.5"/22cm  
 Backplate: 2 5/8"/6.7cm



W2-017

**Single Horizontal Picture Light, Distressed Brass**

Shade: 6" Square  
 Length: 17"/43cm  
 Projection: 7.5"/19cm  
 Backplate: 2.5"/6.5cm



W2-018

**Double Horizontal Picture Light, Distressed Brass**

Shade: 2 x 9" Oblong  
 Length: 49"/125cm  
 Projection: 7.5"/19cm  
 Backplate: 2.5"/6.5cm



W2-021

**External Mounting Box With Switch For Transformers, Distressed Brass**

Height: 4.5"/10.5cm  
 Width: 2.25"/5.4cm  
 Depth: 1.25"/3.5cm  
 Switch: Either Pull Switch with Brass Ball or Toggle Switch



W2-022

**6.5" Slim Picture Light, Polished Nickel**

Cowl: 6.5"/16.5cm (length) x 1.13cm (dia)  
 Projection: 6.25"/15.5cm  
 Backplate: 3.75"/9.5cm x 1"/2.5cm





W2-023

**11" Slim Picture Light,  
Distressed Brass**

Cowl: 11.5"/29cm (length) x 1.13cm (dia)  
 Projection: 6.25"/15.5cm  
 Backplate: 3.75"/9.5cm x 1"/2.5cm



W2-024

**13" Slim LED Picture Light,  
Polished Nickel**

Cowl: 13"/33cm (length) x 1.13cm (dia)  
 Projection: 6.25"/15.5cm  
 Backplate: 3.75"/9.5cm x 1"/2.5cm



W2-025

**21" Slim LED Picture Light,  
Distressed Brass**

Cowl: 21.5"/54.5cm (length) x 1.13cm (dia)  
 Projection: 6.25"/15.5cm  
 Backplate: 3.75"/9.5cm x 1"/2.5cm



W2-026

**Fleet 13" LED Picture Light,  
Distressed Brass**

Cowl: 13"/33cm (length) x 1.13cm (dia)  
 Projection: 5.5"/13.5cm  
 Height: 3.5"/9cm  
 Backplate: 2"/5cm



W2-028

**13" Library Picture Light, Mahogany  
And Silver**

Cowl: 13"/33cm (length) x 1.5cm (dia)  
 Projection: 8"/20.5cm  
 Backplate: 2"/5cm



W2-030

**Slim 22" LED Picture Light,  
Polished Chrome**

Cowl: 22"/56cm, (length) x 1.3cm (dia)  
 Projection: 6.5"/16cm  
 Height: 6"/15.5cm  
 Backplate: 2.25"/5.7cm x 0.5"/0.8cm



W2-033

**11" LED Picture Light with Frosted Glass,  
Distressed Brass**

Cowl: 11"/29cm (length) x 1.9cm (dia)  
 Projection: 4.5"/11.5cm  
 Backplate: 2.8"/7cm



W3-001

**1-Arm Glover With Narrow Backplate,  
Distressed Brass**

.....  
Shade: 8" Empire  
Projection: 7.5"/19cm  
Backplate: 1 1/8"/2.5cm x 3.5"/9cm



W3-002

**2-Arm Glover With Narrow Backplate,  
Polished Nickel**

.....  
Shade: 8" Empire  
Projection: 12"/30cm  
Backplate: 1 1/8"/2.5cm x 3.5"/9cm



W3-003

**3-Arm Glover With Narrow Backplate,  
Distressed Brass**

.....  
Shade: 9" Coolie  
Projection: 16.5"/42cm  
Backplate: 1 1/8"/2.5cm x 3.5"/9cm



W3-004

**1-Arm Glover With Medium Backplate,  
Polished Chrome**

.....  
Shade: 9" Coolie  
Projection: 7.5"/19cm  
Backplate: 2.5"/6cm x 4"/10cm





W3-005

**2-Arm Glover With Medium Backplate, Distressed Brass**

Shade: 9" Coolie  
Projection: 12"/30cm  
Backplate: 2.5"/6cm x 4"/10cm



W3-006

**3-Arm Glover With Medium Backplate, Distressed Brass**

Shade: 10" Empire  
Projection: 16.5"/42cm  
Backplate: 2.5"/6cm x 4"/10cm



W3-008

**Michael Wall Light, Distressed Brass**

Shade: 10" Empire  
Projection: 17.5"/44.5cm  
Backplate: 2.25"/6cm x 4.75"/12cm



W3-009

**Alexander Wall Light, Distressed Brass**

Shade: 9" Square  
Projection: 8"/20cm  
Backplate: 3.5"/9cm x 4.75"/12cm



**W3-010**  
**Alexander Wall Light, Distressed Brass**

Shade: 9" Square  
Projection: 12.75"/32cm  
Backplate: 3.5"/9cm x 4.75"/12cm



**W3-011**  
**Marilyn Monroe Wall Light, Distressed Brass**

Shade: 10" Empire  
Projection: 14"/37cm  
Backplate: 4.5"/11cm x 6.5"/17cm



**W3-012**  
**1-Arm Denton Wall Light With Medium Backplate, Distressed Brass**

Shade: 10" Empire  
Projection: 10"/26cm  
Backplate: 2.25"/6cm x 5"/12cm



**W3-014**  
**2-Arm Denton Wall Light With Medium Backplate, Distressed Brass**

Shade: 10" Empire  
Projection: 17.5"/44cm  
Backplate: 2.25"/6cm x 5"/12cm







**W3-015**  
**2-Arm Denton Wall Light With Large Backplate, Distressed Brass**

Shade: 9" Square  
Projection: 17.5"/44cm  
Backplate: 3.5"/9cm x 5"/12cm



**W3-016**  
**Small 2 Swing Arm With Round Backplate, Distressed Brass**

Shade: 8" Empire  
Projection: 12"/31cm  
Backplate: 2 5/8"/6.7cm



**W3-017**  
**2 Swing Arm Wall Light With Long Slim Backplate, Distressed Brass**

Shade: 10" Empire  
Projection: 17.5"/44cm  
Backplate: 1.5"/4cm x 6.25"/16cm



**W3-020**  
**Small Fixed Arm Wall Light, Distressed Brass**

Shade: 7" Empire  
Height: 5.5"/14cm  
Projection: 4.75"/12cm  
Backplate: 2.25"/6cm x 3"/8cm



W3-022

**Medium Fixed Arm Wall Light,  
Distressed Brass**

Shade: 8" Empire  
Height: 7"/18cm  
Projection: 6"/15cm  
Backplate: 2.25"/6cm x 4"/10cm



W3-029

**Small Single Arm Flemish Wall Light,  
Distressed Brass**

Shade: 4.5" Candle  
Height: 5"/13cm  
Projection: 5.75"/14.5cm  
Backplate: 3"/7.5cm x 4"/10cm



W3-030

**Large Single Arm Flemish With  
Mahogany Backplate, Distressed Brass**

Shade: 6" Empire  
Height: 6.5"/16cm  
Projection: 9"/23cm  
Backplate: 3"/7.5cmx4"/10cm



W3-031

**Small Double Arm Flemish With  
Mahogany Backplate, Distressed Brass**

Shade: 5.5" Candle  
Height: 5"/13cm  
Projection: 5.75"/14.5cm  
Backplate: 3"/7.5cm x 4"/10cm





W3-033

**Benjie Wall Light, Distressed Brass**

Shade: 6" Square  
Height: 13"/33cm  
Projection: 5.5"/14cm  
Backplate: 4"/10cm x 12"/30cm



W3-034

**Single Goose-Neck Wall Light, Distressed Brass**

Shade: 7" Coolie  
Height: 11"/28cm  
Projection: 10"/25cm  
Backplate: 2.5"/7cm dia



W3-035

**Double Goose-Neck Wall Light, Distressed Brass**

Shade: 7" Coolie  
Height: 11"/28cm  
Projection: 8"/20cm  
Backplate: 2.5"/7cm (dia)



W3-036

**Curved Arm Wall Light With Brass Shade, Distressed Brass**

Shade: Included  
 Height: 8.5"/22cm  
 Projection: 6"/15cm  
 Backplate: 1 1/2" x 5"/13cm



W3-037

**Small Flemish Curved Arm Wall Light With Narrow Backplate, Distressed Brass**

Shade: 5.5" Candle  
 Height: 5"/13cm  
 Projection: 5.75"/14.5cm  
 Backplate: 1.25"/3cm x 3.5"/9cm



W3-038

**Small Curved Arm Wall Light With Oblong Backplate, Coin Bronze**

Shade: 4.5" Candle  
 Height: 6"/15cm  
 Projection: 3.75"/9.5cm  
 Backplate: 2.25"/6cm x 3"/7.5cm



W3-039

**Small Curved Arm With Oval Backplate, Distressed Brass**

Shade: 5.5" Candle  
 Height: 6"/15cm  
 Projection: 4"/10cm  
 Backplate: 1.75"/4cm x 4"/10cm



W3-040

**Small Flemish Wall Light, With Round Backplate, Distressed Brass**

Shade: 5.5" Coolie  
Height: 5"/13cm  
Projection: 5.5"/14cm  
Backplate: 2 5/8"/6.7cm



W3-041

**Mini Straight Arm Wall Light, Distressed Brass**

Shade: 4.5" Candle  
Height: 6"/15cm  
Projection: 4.5"/11cm  
Backplate: 3"/7.5cm x 6"/15cm



W3-042

**Medium Curved Arm Wall Light, Polished Brass**

Shade: 5.5" Candle  
Height: 8"/20cm  
Projection: 5.5"/14cm  
Backplate: 4"/10cm x 8"/20cm





W3-043

**Medium Straight Arm Wall Light,  
Distressed Brass**

Shade: 5.5" Candle  
Height: 8"/20cm  
Projection: 4.5"/11cm  
Backplate: 4"/10cm x 8"/20cm



W3-055

**Piccadilly Reading Wall Light,  
Distressed Brass**

Shade: 10" Empire  
Projection: 17.5"/44cm  
Backplate: 2.75"/7cm x 4.5"/11cm



W3-056

**Chelsea Wall Light, Polished Nickel**

Shade: 10" Empire  
Projection: 12"/30cm  
Backplate: 1.5"/4cm x 6.25"/16cm



W3-057

**Piccadilly Adjustable Reading Wall  
Light With Switched Backplate,  
Distressed Brass**

Projection: 17"/44cm  
Backplate: 4"/11cm (high) x 3"/7cm (wide) x  
1"/2.5cm (deep)





W3-058

**Piccadilly Adjustable Wall Light,  
Distressed Brass**

Projection: 16"/41cm  
Backplate: 2.5"/6.5cm x 1/4"



W4-006

**Large Double Flemish Wall Light,  
Distressed Brass**

Shade: 5.5" Candle  
Height: 14"/36cm  
Projection: 7"/18cm



W4-008

**Double Jacobean Wall Light,  
Distressed Brass**

Shade: 5.5" Candle  
Height: 8"/20cm  
Projection: 7"/18cm  
Backplate: 6.5"/16cm x 4.25"/11cm



W4-013

**Rope Arm Empire Wall Light,  
Distressed Brass**

Shade: 6" Coolie  
Projection: 9"/23cm  
Backplate: 4.5"/11cm x 6"/15cm



W4-017

**Winged Torch Empire Light, Black  
Bronze And Brass**

Shade: 12" Wide Top  
Height: 26"/66cm  
Projection: 8"/20cm  
Backplate: 4.5"/11cm x 6"/15cm



W4-019

**Winged Torch Empire Light With Glass  
Cylinder, Black Bronze**

Height: 25"/63cm  
Projection: 9"/23cm  
Backplate: 4.5"/11cm x 6"/15cm



W4-020

**Prince Of Wales Feathers Wooden Wall  
Light, Hand Carved, Antique Finish**

Shade: 5.5" Candle  
Height: 24"/61cm  
Projection: 7"/18cm





W4-021

**Musical Instrument, Hand Carved  
Wooden Wall Light, Antique Gilt**

Shade: 4.5" Candle  
Height: 24.5"/63cm  
Projection: 6.5"/17cm



W4-022

**Drapes Wall Light, Hand Carved,  
Gold Leaf Finish**

Shade: 5.5" Candle  
Height: 22"/56cm  
Projection: 6"/15cm



W4-023

**Lions Head Wall Light, Hand Carved,  
Painted Finish**

Shade: 5.5" Candle  
Height: 17"/43cm  
Projection: 8"/20cm



W4-025

**Federal Sconce, Hand Carved Wooden  
Wall Light, Antique Gilt**

Shade: 5.5" Candle  
Projection: 32"/81cm  
Backplate: 8"/20cm



W4-026

**Shell Hand Carved Wooden Wall Light,  
Antique Silver Gilt**

Shade: 3.5" Candle  
Height: 11"/28cm  
Projection: 4"/10cm



W4-034

**Trumpet Wall Light, Gold Paint**

Shade: 4.5" Candle  
Height: 12"/31cm  
Projection: 6"/15cm  
Backplate: 3"/7cm (dia)



W4-037

**Oval Mirror Wall Light, Gold Paint**

Shade: 3.5" Candle  
Height: 12"/30cm  
Projection: 4"/10cm



W4-038

**Tole Wall Light, Black And Gold Paint**

Shade: 5.5" Candle  
Height: 12"/30cm  
Projection: 4"/10cm  
Backplate: 5.5"/14cm x 9.5"/24cm







**W4-039**

**Small Straight Arm Wall Storm Light,  
Distressed Brass**

.....  
Height: 9.25"/24cm  
Projection: 6"/15cm  
Backplate: 4"/10cm x 8"/20cm



**W4-040**

**Original Wall Storm Light,  
Distressed Brass**

.....  
Height: 17"/43cm  
Projection: 7"/18cm  
Backplate: 4"/10cm x 17"/43cm



**W4-041**

**Wall Storm Light, Distressed Brass**

.....  
Height: 22.5"/56cm  
Projection: 7"/18cm  
Backplate: 3.5"/9cm x 8.5"/22cm



**W4-042**

**Empire Wall Storm Light,  
Distressed Brass**

.....  
Height: 26.5"/66cm  
Projection: 8"/20cm  
Backplate: 4.5"/12cm x 22"/57cm



W4-043

**Large Wall Storm Light, Black Bronze**

Height: 26"/65cm  
Projection: 10"/25cm  
Backplate: 3"/5cm x 26"/65cm



W4-051

**Traditional Empire Wall Light, Polished Brass**

Shade: 4.5" Candle  
Height: 12.5"/32cm  
Projection: 4.5"/12cm



W5-001

**Shell Uplighter, Distressed Brass**

Height: 6"/15cm  
Projection: 5"/12cm



W5-010

**Small Square Lantern, Coin Bronze**

Height: 10"/26cm  
Width: 8"/20cm  
Projection: 3"/8cm





W5-012

**Large Square Lantern, Coin Bronze**

Height: 14"/35cm  
Width: 10.5"/27cm  
Projection: 4.5"/11cm

W5-017

**Octagonal Porch Lantern, Distressed Brass**

Height: 15"/38cm  
Width: 10"/25cm  
Projection: 4.5"/12cm

W5-025

**Classic Medium Wall Lantern**

Height: 14"/35cm  
Width: 8"/20cm  
Projection: 5"/13cm

W5-026

**Classic Small Wall Lantern**

Height: 12"/30cm  
Width: 6"/16cm  
Projection: 4"/10.5cm



W5-027

**Victorian Square Lantern,  
Distressed Brass**

Height: 15"/39cm  
Width: 9.5"/25cm  
Projection: 5"/13cm



W5-028

**Florentine Porch Lantern,  
Distressed Brass**

Height: 25"/62cm  
Width: 14"/35cm  
Projection: 8"/20cm



W5-029

**Classic Wall Lantern, Large,  
Distressed Brass**

Height: 15"/38cm  
Width: 9.5"/24cm  
Projection: 5"/13cm



W5-040

**York Wall Lantern, Distressed Brass**

Height: 12"/30cm  
Projection: 8"/20cm  
Backplate: 5.5"/14cm x 2.5"/6cm





W6-001

**Swivel Bathroom Light,  
Distressed Brass**

Height: 9"/22.5cm  
Projection: 3.5"/11cm  
Backplate: 2"/5cm



W6-002

**Double Horizontal Bathroom Light,  
Brushed Chrome**

Length: 15"/37cm  
Projection: 4.5"/11cm  
Backplate: 4"/10cm



W6-003

**Double Swivel Bathroom Light, Brushed  
Nickel**

Length: 15"/37cm  
Projection: 3"/8cm  
Backplate: 2"/5cm



W6-004

**Small Horizontal Bathroom Light With  
Pineapple Finials, Distressed Brass**

Length: 10.5"/26cm  
Projection: 4.5"/11cm  
Backplate: 2"/5cm



W6-005

**Small Horizontal Bathroom Light With  
Ball Finials, Polished Chrome**

Length: 9.5"/23cm  
Projection: 4.5"/11cm  
Backplate: 2"/5cm



W6-006

**Large Horizontal Bathroom Light With Pineapple Finials, Distressed Brass**

Length: 13"/33cm  
Projection: 5"/12cm  
Backplate: 2"/5cm

W6-007

**Large Horizontal Bathroom Light With Ball Finials, Polished Chrome**

Length: 13"/33cm  
Projection: 5"/12cm  
Backplate: 2"/5cm

W6-008

**Denton Swing Arm Bathroom Light With Medium Backplate, Polished Chrome**

Height: 10"/25cm  
Projection: 6"/15cm  
Backplate: 2.25"/6cm x 5"/12cm

W6-009

**Denton Swing Arm Bathroom Light With Large Backplate, Polished Chrome**

Height: 12.5"/32cm  
Projection: 7.5"/19cm  
Backplate: 3.5"/9cm x 5"/12cm





W6-010

**Denton Swing Arm Bathroom Light For Lampshade, Brushed Nickel**

Shade: 10" Empire  
Height: 14"/36cm  
Projection: 10.5"/27cm  
Backplate: 3.5"/9cm x 5"/12cm



W6-011

**Stem Wall Light, Polished Chrome**

Shade: 10" Oblong  
Height: 10"/25cm  
Projection: 4"/10cm  
Backplate: 1.25"/3cm x 3.5"/9cm



W6-014

**Arrow Wall Light On Stem, Distressed Brass**

Projection: 15.5"/39cm  
Backplate: 2.25"/5.5cm x 3"/8cm

**W6-015**

**Halogen Spot On Long Arm,  
Polished Chrome**

Length: 14"/35cm (standard)  
Projection: Length to Order  
Backplate: 2"/5cm



**W6-016**

**Library Spot Bar, 2-Light  
Distressed Brass**

Length: 28"/71cm  
Projection: 8"/20cm  
Backplate: 2"/5cm



**W6-017**

**Tungsten Halogen 3-Spot Bar,  
Brushed Nickel**

Length: 39"/100cm  
Projection: 8"/20cm  
Backplate: 2"/5cm



**W6-018**

**Tungsten Halogen 4-Spot Bar,  
Black Bronze**

Length: 51"/130cm  
Projection: 8"/20cm  
Backplate: 2"/5cm





**W6-019**  
**Slim Halogen Bathroom Light,  
Polished Chrome**

Height: 8"/20cm  
Projection: 4"/10cm  
Backplate: 1.25"/3cm x 3.5"/9cm



**W6-020**  
**Double Curved Arm Bathroom Light,  
Polished Chrome**

Height: 8"/20cm  
Projection: 4"/10cm  
Backplate: 2.5"/6cm x 3"/8cm



**W6-024**  
**Purbeck Small Fixed Arm Bathroom  
Light, Distressed Brass**

Height: 9"/23cm  
Projection: 3.5"/9cm  
Backplate: 3.75"/9.5cm



**W6-025**  
**Purbeck Large Fixed Arm Bathroom Wall  
Light, Distressed Brass**

Height: 11.75"/30cm  
Projection: 4.5"/11.5cm  
Backplate: 4"/10cm



W6-032

**6.5" Aedre Slim Picture Light With Glass, Polished Nickel**


Cowl: 6.5"/17cm (length)  
Backplate: 2.5"/6.5cm x 1/4"



W6-033

**10.5" Aedre Slim Picture Light With Glass, Coin Bronze**

Cowl: 10.5"/26.8cm (length)  
Backplate: 2.5"/6.5cm x 1/4"



W6-034

**13" Aedre Slim Picture Light With Glass, Brushed Nickel**

Cowl: 13"/33cm, (length)  
Backplate: 2.5"/6.5cm x 1/4"



W6-035

**21" Aedre Slim Picture Light With Glass, Distressed Brass**

Cowl: 21"/53cm, (length)  
Projection: 4.5"/11.5cm  
Backplate: 2.8"/7cm



W6-036

**Polychromatic Wall Light, Polished Chrome**

Height: 10"/26cm  
Projection: 7"/19cm  
Backplate: 4"/10cm











# Table Lamps

Besselink table lights are just about as handsome as you'll ever find. Whether traditional or modern classic, we have an extensive collection that includes desk, column, candlestick, figure and ceramic decorative lighting pieces.

As well as offering a choice of metal finishes on almost all lights, our hand-crafted designs also feature a wide range of fine finishes in wood, marble and glass.





T2-001

**Large Telescopic Desk Lamp,  
Distressed Brass**

.....  
Shade: 14" Empire  
Height: 20.25"/51.5cm to 27.25"/69cm  
Base: 5.5"/14cm



T2-002

**Small Telescopic Desk Lamp,  
Brushed Nickel**

Shade: 12" Empire  
Height: 16"/40cm to 20.5"/52cm  
Base: 4"/10.5cm



T2-003

**Smartie Desk Lamp, Black Bronze**

Shade: 12" Wide Top  
Height: 18"/46cm to 23"/58cm  
Base: 7"/18cm  
Projection: 14"/35cm



T2-004

**Alexander Desk Lamp, Polished Chrome**

Shade: 14" Coolie  
Height: 18"/46cm to 22"/56cm  
Base: 7"/18cm  
Projection: 14"/35cm



T2-005

**Rory Desk Lamp, Distressed Brass**

Shade: 14" Coolie  
Height: 23"/58cm  
Base: 7"/18cm





T2-006

**Double Flemish Desk Lamp, Distressed Brass**

Shade: 11" Coolie  
Height: 22"/56cm to 28"/71cm  
Base: 7"/18cm



T2-007

**Shepherd Desk Lamp, Distressed Brass**

Shade: 10" Empire  
Height: 24"/61cm to 29.75"/75cm  
Base: 7"/18cm



T2-008

**Rory Desk Lamp With Trough Shade, Distressed Brass**

Height: 26"/66cm  
Base: 7"/18cm  
Cowl: 9"/23cm



T2-009

**Smartie Desk Lamp With Trough Shade, Distressed Brass**

Height: 18.5"/46cm to 23.5"/59cm  
Base: 7"/18cm  
Cowl: 8"/20cm



T2-010

**Stevie Desk Lamp, Polished Nickel**

Height: 14"/36cm  
Base: 6"/15.5cm  
Cowl: 6.5"/16.5cm



T2-011

**Halogen Banker's Lamp, Black Bronze**

Height: 18"/42cm  
Base: 4"/10cm  
Cowl: 6"/15cm x 4"/10cm



T2-012

**Double Arrow Halogen Bankers Lamp, Distressed Brass**

Height: 15.5"/39.5cm  
Base: 6.25"/16cm x 4.75"/12cm  
Cowl: 3.5"/9cm x 4.25"/11cm



T2-013

**Arrow Halogen Desk Lamp, Distressed Brass**

Height: 18"/42cm  
Base: 6.5"/16cm x 4.75"/12cm  
Cowl: 3.5"/9cm x 4.25"/11cm





T2-015

**Traditional Banker's Lamp,  
Polished Brass**

Height: 22"/56cm  
Base: 6.25"/16cm  
Cowl: 8.5"/21.5cm



T2-016

**Traditional Banker's Lamp With Rail,  
Polished Brass**

Height: 18"/42cm  
Base: 6.5"/16.5cm  
Cowl: 8.5"/21.5cm



T2-017

**Sidney Desk Lamp, Distressed Brass**

Shade: 15" Flat Shaped  
Height: 26"/66cm to 31"/79cm  
Base: 7"/18cm



T2-020

**Small Dolphin Bouillotte Lamp, Polished  
Nickel**

Shade: Shade included  
Height: 15.25"/39.5cm  
Base: 6.5"/16.5cm



T2-022

**Purist Table Lamp, Polished Nickel**

Shade: 10" Empire  
Height: 23"/60cm to 30"/76cm  
Projection: 18"/46cm



T2-023

**Hepburn Table Lamp,  
Multi-Adjustable, Polished Nickel**

Shade: Shade included  
Height: 22"/56cm  
Width: 14"/36cm  
Base: 10"/25cm



T2-024

**Mini Smartie Table Lamp,  
Distressed Brass**

Shade: 4.5" Candle  
Height: 14.5"/37cm to 17.5"/44cm  
Projection: 8.5"/21.5cm  
Base: 4"/10cm



T2-025

**Windermere Pendant Table Lamp,  
Distressed Brass**

Shade: 10" Oblong  
Height: 19"/48.5cm  
Base: 7.5"/19.5cm







T2-026

**Lys Adjustable Table Light With Shade,  
Polished Chrome**

.....  
Shade: Shade included  
Height: 18.5" to 20.5"/47cm to 52cm  
Base: 5.5"/14cm

T2-027

**Z Lamp, Distressed Brass**

.....  
Shade: 6" Square  
Height: 19"/48.5cm  
Base: 7.5"/19.5cm

T2-028

**Big Z Lamp, Polished Nickel**

.....  
Shade: Special Oblong  
Height: 19"/48.5cm  
Base: 7.5"/19.5cm



T2-030

**Library Adjustable Desk Lamp,  
Distressed Brass**

Height: 16"/41cm  
Base: 7"/18cm  
Cowl: 13"/33cm



T2-031

**Deimos Table Lamp, Distressed Brass**

Height: 20"/50cm  
Base: 4"/10cm  
Glass: Available Blue, Opaline, Green  
or Red glass



T2-032

**Pasiphae Desk Lamp, Distressed Brass**

Height: 20"/50cm  
Base: 11"/28cm x 5"/13cm  
Cowl: 11"/28cm



T2-033

**Elara Table Lamp, Distressed Brass**

Shade: 14" Empire  
Height: 21"/53cm  
Base: 7"/18cm





T3-007

**Medium Inlaid Cherrywood  
Urn Table Lamp**

Shade: 16" Empire  
Height: 15.5"/39cm  
Base: 4.75"/12cm



T3-010

**Large Classic Cherrywood  
Urn Table Lamp**

Shade: 22" Empire  
Height: 21.25"/54cm  
Base: 6.5"/16.5cm



T3-013

**Wooden Cherrywood Urn Table Lamp**

Shade: 18" Empire  
Height: 18"/46cm  
Base: 6.5"/16.5cm



T3-015

**Glass Urn Table Lamp With Dolphin  
Handles, Distressed Brass**

Shade: 18" Empire  
Height: 16"/40.5cm  
Base: 5"/12.5cm



T3-016

**Large Marble And Brass Balustre Urn Lamp, Distressed Brass**

Shade: 18" Empire  
Height: 17.75"/45cm  
Base: 6.25"/16cm



T3-017

**Marble Urn Table Lamp With Ram's Heads**

Shade: 18" Empire  
Height: 20"/51cm  
Base: 5"/12.5cm



T3-018

**Marble And Brass Urn Table Lamp**

Shade: 18" Empire  
Height: 20"/51cm  
Base: 5.5"/14cm



T3-022

**Large Bronze Urn Table Lamp With Ram's Heads**

Shade: 22" Empire  
Height: 20"/51cm  
Base: 7.25"/18.5cm





**T3-026**

**Small Temple Jar Table Lamp On  
Wooden Base, Powder-Coated**

Shade: 12" Empire  
Height: 11"/28cm  
Base: 5"/12.5cm



**T3-027B**

**Large Temple Jar Table Lamp On  
Wooden Base, Distressed Brass**

Shade: 22" Empire  
Height: 21"/54cm  
Base: 10"/25cm



**T3-027C**

**Large Temple Jar Table Lamp On  
Wooden Base, Polished Chrome**

Shade: 22" Empire  
Height: 21"/54cm  
Base: 10"/25cm



**T3-028BB**

**Square Hand Painted Tea Caddy Table  
Lamp with Feet, Blossom and Bugs on  
Celadon Blue**

Shade: 20" Empire  
Height: 14.5"/37cm  
Width: 5"/14cm



T3-031BB

**Small Round Hand Painted Tea Caddy  
Table Lamp, Holly Blue Butterflies**

Shade: 16" Coolie  
Height: 14"/36cm  
Width: 7"/18cm



T3-032

**Large Round Hand Painted Tea Caddy  
Table Lamp, Holly Blue Butterflies**

Shade: 18" Empire  
Height: 17"/43cm  
Width: 8"/21cm



T3-032BB

**Large Round Hand Painted Tea Caddy  
Table Lamp, Blossom and Bugs**

Shade: 20" Empire  
Height: 16.5"/42cm  
Width: 8 1/4"/21cm



T3-032BC

**Large Round Hand Painted Tea Caddy  
Table Lamp, Cracked With Bugs**

Shade: 20" Empire  
Height: 17"/43cm  
Width: 8"/21cm







T3-032CB

**Hand Painted Tea Caddy,  
Black Chinoiserie**

Shade: 20" Empire  
Height: 16.5"/42cm  
Width: 8 1/4"/21cm



T3-032CS

**Hand Painted Tea Tin, King  
Charles Spaniel**

Shade: 18" Empire  
Height: 16.5"/42cm  
Width: 8 1/4"/21cm



T3-032GS

**Hand Painted Tea Caddy, Gold And  
Silver Leaf**

Shade: 20" Empire  
Height: 16.5"/42cm  
Width: 8 1/4"/21cm



T3-032ML

**Hand Painted Design**

Shade: 18" Empire  
Height: 16.5"/42cm  
Width: 8 1/4"/21cm



T3-032RN

**No. 8 Tea Caddy Table Lamp, Hand Painted, Distressed Red**

Shade: 20" Empire  
Height: 16.5"/42cm  
Width: 8 1/4"/21cm



T3-032SB

**Large Round Tea Caddy Hand Painted Bamboo Song Birds**

Shade: 20" Empire  
Height: 17"/43cm  
Width: 8"/21cm



T3-033NC

**Small Square Tea Caddy Table Lamp, Napoleonic Soldiers**

Shade: 14" Empire  
Height: 13"/33cm  
Width: 6"/15cm



T3-034

**Hand Painted Hexagonal Tea Caddy Table Lamp, Blossom And Bugs**

Shade: 16" Coolie  
Height: 14"/36cm  
Width: 6"/15cm





T3-035G

**Hand Painted Eau De Nil Tea Caddy Table Lamp**

Shade: 20" Empire  
Height: 18.5"/47cm  
Width: 9"/23cm



T3-035JP

**Hand Painted Flowering Cherry With Blessings Tea Caddy Table Lamp**

Shade: 20" Empire  
Height: 18.5"/47cm  
Width: 9"/23cm



T3-035NC

**Octagonal Tea Caddy Table Lamp With Napoleonic Soldiers**

Shade: 20" Empire  
Height: 18.5"/47cm  
Width: 9"/23cm



T3-035R

**Hand Painted Sang-De-Bocuf Tea Caddy Table Lamp**

Shade: 20" Empire  
Height: 18.5"/47cm  
Width: 9"/23cm



T4-001

**Fluted Glass Column With Font, Silver**

---

Shade: 18" Empire  
Height: 24.5"/62.5cm  
Base: 7"/18cm



T4-002

**Fluted Glass Column, Distressed Brass**

---

Shade: 18" Empire  
Height: 20.5"/52cm  
Base: 7"/18cm



T4-003

**Corinthian Column With Reeded Glass**

---

Shade: 16" Empire  
Height: 18.5"/47cm  
Base: 5.5"/14cm



T4-004

**Corinthian Column, Marble Centre, Distressed Brass**

---

Shade: 14" Wide Top  
Height: 17.25"/44cm  
Base: 5.5"/14cm





T4-005

**Plain Corinthian Column,  
Distressed Brass**

.....  
Shade: 14" Wide Top  
Height: 17.25"/44cm  
Base: 5.5"/14cm



T4-007

**Large Corinthian Column,  
Distressed Brass**

.....  
Shade: 16" Empire  
Height: 21"/53.5cm  
Base: 5.5"/14cm



T4-008

**Large Corinthian Column,  
Distressed Brass**

.....  
Shade: 18" Empire  
Height: 22"/56cm  
Base: 5.5"/14cm



T4-008P

**Corinthian Column, Pink Marble And  
Polished Nickel**

.....  
Shade: 14" Square  
Height: 22"/56cm  
Base: 5.5"/14cm



T4-008W

**Corinthian Column, White Marble And  
Brushed Nickel**

Shade: 14" Square  
Height: 22"/56cm  
Base: 5.5"/14cm



T4-009

**Large Corinthian Column, Distressed  
Brass Centre**

Shade: 18" Wide Top  
Height: 22"/56cm  
Base: 5.5"/14cm



T4-010

**Tall Brass Corinthian Column,  
Distressed Brass**

Shade: 16" Square  
Height: 21.5"/54cm  
Base: 5.5"/14cm







T4-011

**Bronze Ornate Empire Column**

Shade: 18" Empire  
Height: 23.75"/59cm  
Base: 7.5"/19cm



T4-013

**Small Empire Column Bronze And Gilded**

Shade: 14" Empire  
Height: 17.25"/44cm  
Base: 6.5"/16.5cm



T4-014

**Large Empire Column, Silver Gilt**

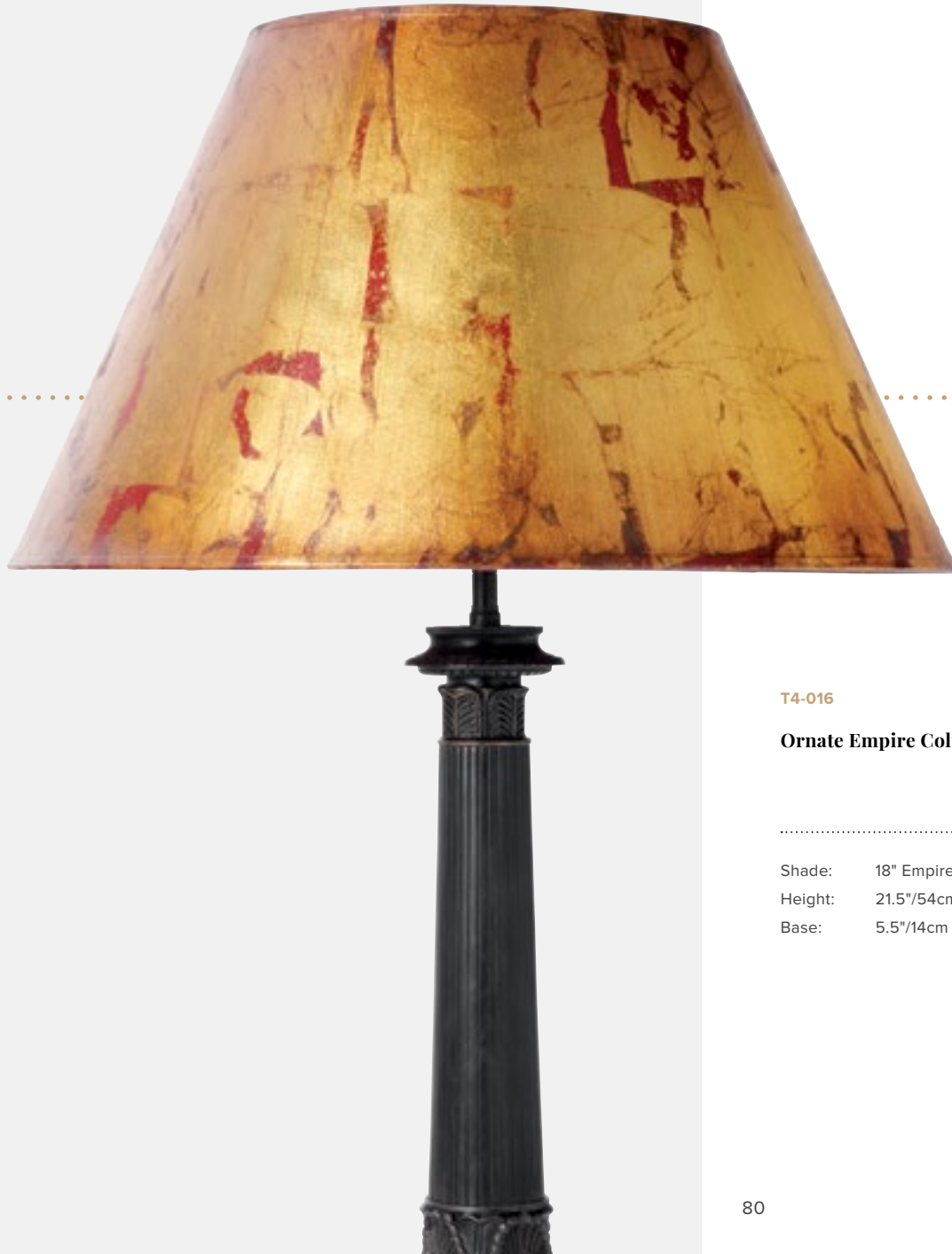
Shade: 16" Empire  
Height: 22"/56cm  
Base: 9"/23cm



T4-015

**Tall Marble And Brass Column**

Shade: 14" Empire  
Height: 24.75"/63cm  
Base: 6.5"/16.5cm



T4-016

**Ornate Empire Column Lamp, Bronze**

Shade: 18" Empire  
Height: 21.5"/54cm  
Base: 5.5"/14cm





T4-018

**4-Column Distressed Brass Lamp**

Shade: 16" Empire  
Height: 22"/56cm  
Base: 7.25"/18.5cm



T4-019

**Cannon Lamp, Distressed Brass**

Shade: 14" Coolie  
Height: 25.5"/64.5cm  
Base: 6.25"/16cm



T4-020

**Bow-Legged Column Lamp,  
Distressed Brass**

Shade: 14" Wide Top  
Height: 27"/68.5cm  
Base: 6"/15cm



T4-022

**Large Square Column Lamp, Distressed  
Brass**

Shade: 18" Empire  
Height: 24.5"/62cm  
Base: 8"/20.5cm



T4-023

**Bronze Georgian Style Lamp**

Shade: 14" Coolie  
Height: 22"/56cm  
Base: 6"/15cm



T4-025

**Small Slim Column, Distressed Brass**

Shade: 11" Coolie  
Height: 20"/50cm  
Base: 4"/10cm




T4-026

**Large Slim Column, Distressed Brass**

Shade: 12" Empire  
Height: 22"/56cm  
Base: 4.5"/12cm





**T4-028**  
**Double Slim Stem Table Lamp,  
Distressed Brass**

Shade: 10" Special Oblong  
Height: 18.75"/47.5cm  
Base: 6.25"/16cm



**T4-029**  
**Round Tall Column Lamp,  
Hand Painted**

Shade: 18" Empire  
Height: 22"/56cm  
Base: 5"/14cm



**T4-030**  
**Polperro Twin Table Light,  
Distressed Brass**

Shade: 7" Cone  
Height: 28"/72cm  
Base: 5.5"/14cm



T5-001

**Carved Wooden Candlestick Lamp,  
Silver Leaf**

Shade: 11" Coolie  
Height: 23"/58cm  
Base: 5.5"/14cm



T5-003

**Beehive Candlestick Lamp, Cherrywood**

Shade: 10" Empire  
Height: 21"/53.5cm  
Base: 5.5"/14cm



T5-004

**Small Victorian Candlestick Lamp**

Shade: 10" Empire  
Height: 19"/48cm  
Base: 5.5"/14.5cm



T5-006

**Small Bamboo Candlestick Lamp, Hand  
Painted Natural**

Shade: 9" Coolie  
Height: 19.75"/50cm  
Base: 5.25"/13cm







T5-007

**Large Bamboo Candlestick Lamp,  
Hand Painted Blue and White**

Shade: 11" Coolie  
Height: 26"/66cm  
Base: 5.5"/14cm

T5-008

**Small Georgian Candlestick Lamp**

Shade: 9" Coolie  
Height: 20"/51cm  
Base: 5"/12.5cm

T5-010

**Bamboo Pumpkin Lamp Base,  
Black Lacquer**

Shade: 16" Pumpkin  
Height: 12.75"/32.5cm, (excluding shade)  
Base: 8.25"/21cm

T5-011

**Small Corinthian Column,  
Distressed Brass**

Shade: 8" Empire  
Height: 10.5"/26.5cm  
Base: 3"/7.5cm



T5-013

**Small Empire Candlestick Lamp,  
Distressed Brass**

.....

Shade: 9" Coolie  
Height: 13.25"/34cm  
Base: 3"/7.5cm



T5-015

**Small Empire Candlestick Lamp,  
Distressed Brass**

.....

Shade: 8" Empire  
Height: 15"/38cm  
Base: 4"/10cm



T5-017

**Candlestick Lamp, Distressed Brass**

.....

Shade: 8" Empire  
Height: 16"/40.5cm  
Base: 4"/10cm





T5-018

**Jacobean Candlestick Lamp,  
Distressed Brass**

Shade: 8" Empire  
Height: 12"/31cm  
Base: 4"/10cm



T5-019

**Small Dolphin Lamp, Distressed Brass**

Shade: 9" Coolie  
Height: 12.75"/32.5cm  
Base: 5.5"/14cm



T5-021

**Cherub Candlestick Lamp,  
Bronze And Brass**

Shade: 8" Empire  
Height: 13.5"/34cm  
Base: 4"/10cm



T6-001

**Bronze Moorish Figure On  
Marble Table Lamp**

Shade: 14" Coolie  
Height: 22"/56cm  
Base: 9"/23cm



T6-002

**Chinese Musician Table Lamp**

Shade: 11" Coolie  
Height: 14.5"/37cm  
Base: 4"/10cm x 4.75"/12cm



T6-003

**Acrobat Table Lamp**

Shade: 10" Empire  
Height: 15"/38cm  
Base: 4.5"/9cm x 5.75"/14.5cm



T6-005

**Boy On Pedestal With Bowl  
Table Lamp**

Shade: 14" Coolie  
Height: 18"/46cm  
Base: 6"/15cm





T7-014

**Blue/White Ginger Jar Ceramic Table Lamp, Gilded Base**

Shade: 18" Empire  
Height: 14"/35cm  
Base: 11"/28cm



T7-017

**Empire Ceramic Urn Table Lamp**

Shade: 18" Empire  
Height: 19.5"/49cm  
Base: 6.5"/16cm



T7-020

**Small Plain Ceramic Fishtail Table Lamp**

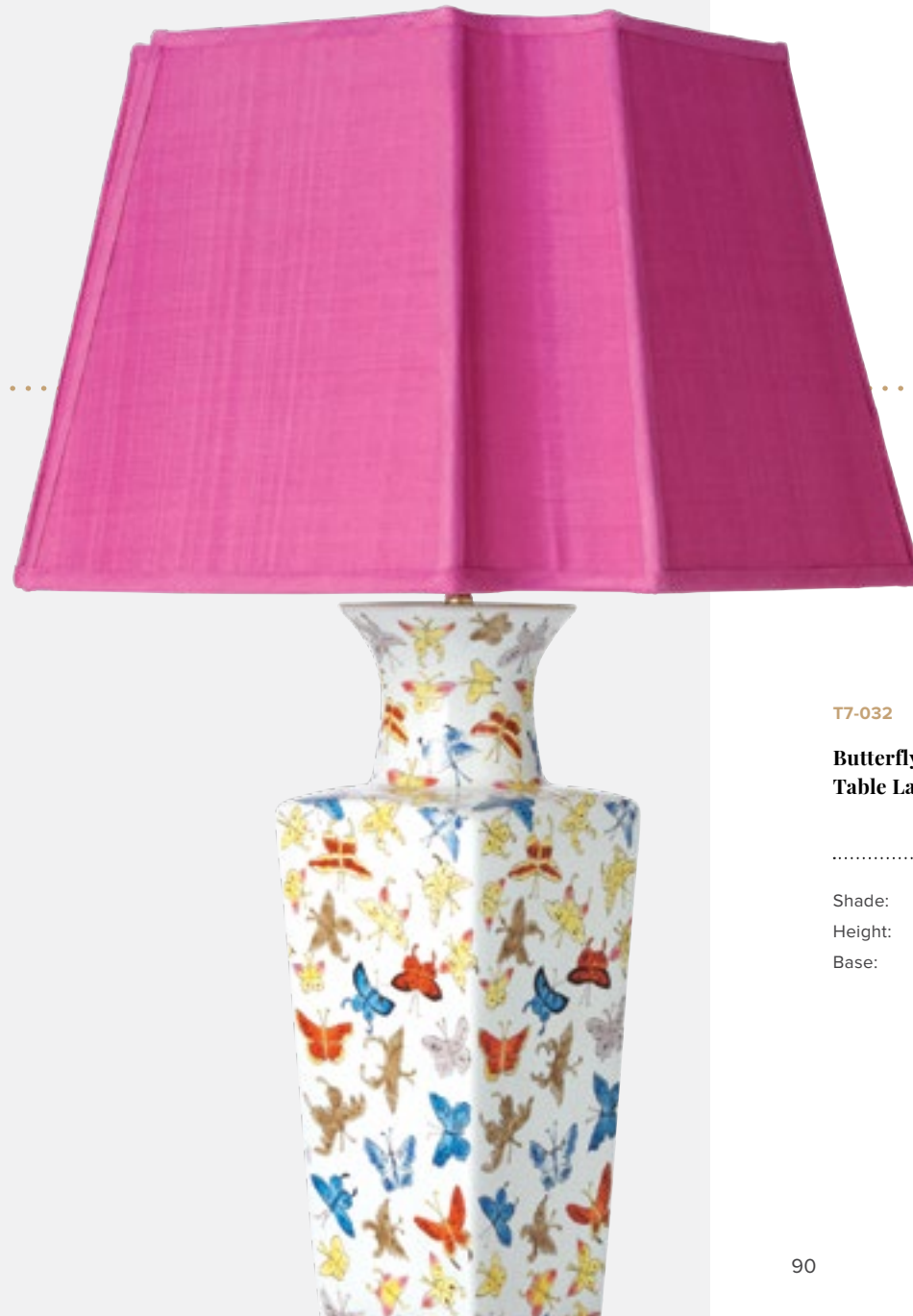
Shade: 16" Empire  
Height: 16.8"/42cm  
Base: 6 1/4"/16cm



T7-021

**Large Plain Ceramic Fishtail Table Lamp**

Shade: 18" Empire  
Height: 20.5"/52cm  
Base: 6 3/4"/17cm



T7-032

**Butterfly Ceramic Square Canton  
Table Lamp**

Shade: 18" Cut Corner

Height: 22"/56cm

Base: 17"/43cm











# Hanging Lights

Superb ceiling lights are often the focal point of design schemes and our elegant hanging lights will more than live up to expectations. We offer a wide selection of classic chandeliers and lanterns for any setting.



H2-002

**9 Light Chandelier, Wood And Wrought  
Iron With Leaf Design**

Shade: 5" Candle  
Height: 29.5"/75cm  
Width: 27.5"/70cm



H2-003

**Wrought Iron Scroll Chandelier**

Shade: 4.5" Candle  
Height: 19.5"/49cm  
Width: 20.5"/52cm



H2-005

**Wrought Iron Wheat Chandelier**

Shade: 5.5" Candle  
Height: 17.5"/44cm  
Width: 29"/74cm



H2-006

**Wrought Iron Trumpet Chandelier**

Shade: 5.5" Candle  
Height: 16"/40cm  
Width: 22"/56cm





H2-008

**6 Light Wrought Iron Roses Chandelier**

Shade: 5.5" Candle  
Height: 31"/79cm  
Width: 26"/66cm



H2-009

**5-Light Grape Chandelier**

Shade: 5.5" Candle  
Height: 20"/51cm  
Width: 21"/53.5cm



H2-010

**Small Wrought Iron Florentine Chandelier**

Shade: 3.5" Candle  
Height: 14"/35cm  
Width: 10"/25cm



H2-017

**Swan Arm Empire Chandelier, Tole Centre, Polished Nickel**

Shade: 5.5" Candle  
Height: 27"/66cm (to ceiling rose)  
Width: 22"/56cm



H2-020

**Small Flemish Chandelier,  
Distressed Brass**

Shade: 3.5" Candle  
Height: 15"/38c  
Width: 11.5"/29cm



H2-021

**3-Light Medium Flemish Chandelier,  
Distressed Brass**

Shade: 5.5" Candle  
Height: 16"/40.5cm  
Width: 15.75"/40cm



H2-022

**5-Light Medium Flemish Chandelier,  
Polished Chrome**

Shade: 5.5" Candle  
Height: 16"/41cm  
Width: 17.5"/44cm





H2-023

**Large 6-Light Flemish Chandelier,  
Brushed Nickel**

Shade: 5.5" Candle  
Height: 27.5"/70cm  
Width: 26"/66cm



H2-025

**Large 12-Light Flemish Chandelier,  
Brushed Nickel**

Shade: 5.5" Candle  
Height: 31.5"/80cm  
Width: 30"/76cm



H2-026

**Small Jacobean Chandelier,  
Distressed Brass**

Shade: 4.5" Candle  
Height: 12"/30cm  
Width: 14"/35cm



H2-028


**Large Jacobean Chandelier,  
Distressed Brass**

Shade: 5.5" Candle  
Height: 16"/41cm  
Width: 26"/66cm



**H2-030**  
**Flat Ring Chandelier, Polished Chrome**

Shade: 5.5" Candle  
Height: 23"/58cm  
Width: 18"/46cm



**H2-038**  
**Novus Chandelier, Polished Nickel**

Height: 29"/74cm  
Width: 29"/74cm







H3-001

**Square Venetian Lantern**

Height: 27.5"/70cm  
Width: 19"/48cm



H3-002

**Small Hexagonal Lantern,  
Distressed Brass**

Height: 23"/58cm  
Width: 12"/31cm



H3-003

**Medium Hexagonal Lantern,  
Polished Nickel**

Height: 24"/61cm  
Width: 13"/33cm



H3-004

**Large Hexagonal Lantern,  
Distressed Brass**

Height: 27"/69cm  
Width: 15"/38cm



H3-005

**Small Square Pineapple Wrought Iron  
Lantern, Gold Paint**

Height: 22"/56cm  
Width: 19"/48cm



H3-008

**Octagonal Lantern, Distressed Brass**

Height: 14"/35cm  
Width: 10.5"/26cm



H3-013

**Outdoor Nautical Lantern,  
Distressed Brass**

Height: 13"/33cm  
Width: 11.5"/29cm





H3-014

**Small Gothic Lantern, Hand  
Painted Black**

Height: 16"/41cm  
Width: 11"/28cm



H3-017

**Glass Pumpkin Shaped Mosque Lamp,  
Black Bronze**

Height: 19"/48cm  
Width: 10"/25cm



H3-018

**Glass Hanging Bowl, Distressed Brass**

Height: 25"/63cm  
Width: 10.5"/27cm



H3-019

**Small Florentine Mosque Lamp,  
Distressed Brass**

Height: 14"/36cm  
Width: 9"/23cm



H3-021

**12" Pendant Bowl, Polished Nickel**

Height: 10.5"/26cm  
Width: 12"/31cm



H3-022

**16" Pendant Bowl, Distressed Brass**

Height: 11"/28cm  
Width: 16"/41cm



H3-027

**24" Pendant Bowl with Winged Detail, Polished Brass**

Height: 22"/56cm  
Width: 24"/61cm





**H3-029**  
**32" Pendant Bowl, Zinc**

Height: 26"/66cm  
Width: 32"/81cm



**H3-033**  
**Flush Fitting Ceiling Bowl,  
Black Bronze**

Depth: 6"/15cm  
Width: 12"/31cm



**H3-034**  
**Small Cluster Hanging Lamp,  
Polished Nickel**

Height: 17.5"/44cm  
Width: 8"/20cm



**H3-036**  
**5-Sided Plain Lantern,  
Distressed Brass**

Height: 14"/36cm  
Width: 9"/23cm



H3-038

**Round Classical Lantern,  
Distressed Brass**

Height: 16"/41cm  
Width: 7"/18cm



H3-039

**Horatio Lantern, Distressed Brass**

Height: 25.5"/65cm  
Width: 11.5"/29cm



H3-040

**Bell Mosque Lamp, 9" Diameter,  
Distressed Brass**

Height: 24"/60cm  
Width: 9"/23cm





H3-041

**Bell Mosque Lamp, 10" Diameter,  
Distressed Brass**

Height: 26"/65cm  
Width: 10"/25cm



H3-042

**Ottoman Lantern, Silver**

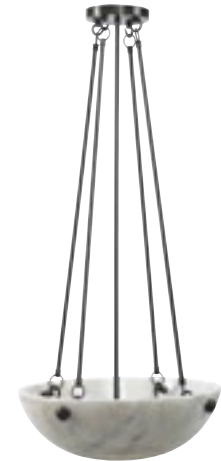
Height: 24"/60cm  
Width: 12"/30cm



H3-043L

**Moonstone Pendant Bowl, Large,  
Polished Nickel**

Height: 36"/92cm  
Bowl Width: 23.5"/60cm  
Bowl Height: 5.5"/14cm



H3-043S

**Moonstone Pendant Bowl, Small,  
Black Bronze**

Height: 34"/87cm  
Bowl Width: 16"/40cm  
Bowl Height: 5.5"/14cm







H3-044

**12" Flush Fitting Light with Frosted Glass Bowl, Coin Bronze**

.....  
Diameter: 14"/36cm  
Bowl Depth: 4"/10cm



H3-045B

**16" Flush Fitting Light with Frosted Glass Bowl, Distressed Brass**

.....  
Diameter: 17.5"/45cm  
Bowl Depth: 4.5"/12cm



H3-045C

**16" Flush Fitting Light with Reeded Glass Bowl, Polished Chrome**

.....  
Diameter: 17.5"/45cm  
Bowl Depth: 4.5"/12cm



H3-046

**24" Flush Fitting Light with Frosted Glass Bowl, Black Bronze**

.....  
Diameter: 25.5"/65cm  
Bowl Depth: 5"/13cm









# Decorative



DEC-312

**Oval Hand Painted Waste Paper Basket**

Height: 14"/35cm  
Width: 13.5"/35cm



DEC-313

**Oval Waste Paper Bin, Hand Painted Original Design, Tea Clipper**

Height: 12"/31cm  
Width: 11"/28cm



DEC-313A

**Oval Hand Painted Waste Paper Basket, Molly Long Legs**

Height: 12"/30cm  
Width: 11"/28cm



DEC-313B

**Oval Hand Painted Waste Paper Basket, King George Spaniel**

Height: 12"/30cm  
Width: 11"/28cm



M2-015

**Large Empire Gilt And Bevelled Mirror**

Height: 39"/99cm  
Width: 29"/74cm



M2-020

**Hand Carved Wooden Oak Leaf Mirror,  
Antique Finish**

Height: 48"/122cm  
Width: 36"/92cm



M2-021

**Large Hand Carved Wooden Oak Leaf  
Mirror, Antique Grey Finish**

Height: 58"/148cm  
Width: 42"/108cm





SL-009

**Hourglass Storm Light,  
Distressed Brass**

Height: 15.5"/40cm  
Width: 7"/18cm

SL-012

**Simple Storm Light, Distressed Brass**

Height: 13.5"/34cm  
Width: 5.5"/14cm

SL-022S

**Mini Storm Light, Silver**

Height: 8.5"/22cm

SL-024D

**Large Square Storm Light,  
Distressed Brass**

Height: 19"/49cm  
Width: 8.5"/22cm











# Shades

Nothing completes a Besselink light better than the perfect shade. We make the most beautiful lampshades in the world, using methods handed down from generation to generation.



**Hand Painted Lampshade:  
Red Bees**



**Hand Painted Lampshade:  
Insects**



**Hand Painted Lampshade:  
Cracked**



**Hand Painted Lampshade:  
Ochre Bugs**



**Hand Painted Lampshade:  
Black Bugs**



**Hand Painted Lampshade:  
Distressed Ochre**



**Hand Painted Lampshade:  
Aged Blue**



**Hand Painted Lampshade:  
Chinoiserie**



Hand Painted Lampshade:  
Dragon

---





**Shade Shape: Coolie**

.....  
Base: 9"  
Top: 3"  
Slope: 6"

**Shade Shape: Cut Corner**

.....  
Base: 16"  
Top: 11.5"  
Slope: 11.5"

**Shade Shape: Empire**

.....  
Base: 16"  
Top: 8"  
Slope: 10"



**Shade Shape: Bowed Empire**

.....  
Base: 20"  
Top: 14"  
Slope: 14"

**Shade Shape: Candle**

.....  
Base: 4.5"  
Top: 5"  
Slope: 3.5"

**Shade Shape: Square**

.....  
Base: 16"  
Top: 7.5"  
Slope: 10.5"



**Shade Pleat: Gathered**

.....



**Shade Pleat: Gothic**

.....



**Shade Pleat: Knife**

.....



**Shade Pleat: Shadow**

.....



**Shade Pleat: Smock on Box**

.....



**Shade Pleat: Box**

.....







### Matka Silk

Gardenia	Sepal
Nougat	Bark
Gustavian	Fairisle
Ivory	Oatmeal
Harbour	Tropical Pink
Valencia	Grit
French Grey	Black

### Honan Silk

Hand spun and hand dyed Honan silks available in many colours.

<b>100</b>	White
<b>160</b>	Sunflower
<b>161</b>	Forest Green
<b>158</b>	Navy Blue
<b>198</b>	Burgundy
<b>199</b>	Black

### Card Samples

<b>CC</b>	Cream Card
<b>LP</b>	Light Parchment
<b>AP</b>	Aged Parchment
<b>WC</b>	White Card
<b>BY</b>	Burgundy Card
<b>GW</b>	Glossy White Card





**Russia Braids**

- 18 Silver Green
- 36 Peacock
- 20 Moss Green
- 23 Forest Green
- 29 Beige
- 03 Pink Champagne

- 26 Dark Green
- 21 Navy Blue
- 15 Yellow
- 05 Bright Red
- 19 Cream
- 31 Black

- 06 Baby Blue
- 08 Spanish Gold
- 10 Bright Green
- 07 Rust
- 13 Wine

**Fringes**

- FE1 Fan Edge
- BB Butterfly Braid
- ST6 School Tie
- SB1 Silky Block
- D6 Doxy Fringe





# Metal Finishes

Our hand built lights can be made to your exact requirements in hundreds of different finishes. Here is our 10 most popular including timeless distressed brass and bronzes through to contemporary finishes of nickels and chromes.



**Black Bronze**

.....



**Polished Brass**

.....



**Brushed Chrome**

.....



**Zinc**

.....



**Distressed Brass**

.....



**Polished Chrome**

.....



**Polished Nickel**

.....



**Verdigris**

.....





**Brushed Nickel**

---



**Coin Bronze**

---







# Contact

## Main Office and Workshops

---

A: 53 Waterside Trading Centre,  
Trumpers Way, London W7 2QD

T: +44 [0] 20 8574 4068  
F: +44 [0] 20 8574 4072  
W: [workshop@besselink.com](mailto:workshop@besselink.com)

## Shop

---

A: 99 Walton Street, Chelsea,  
London SW3 2HP

T: +44 [0] 20 7584 0343  
F: +44 [0] 20 7584 0284

## Trade Showroom

---

A: 1st Floor Middle Dome, Design Centre,  
Chelsea Harbour, London SW10 0XE

T: +44 [0] 20 7351 4669  
F: +44 [0] 20 7352 3898  
W: [enquiry@besselink.com](mailto:enquiry@besselink.com)

