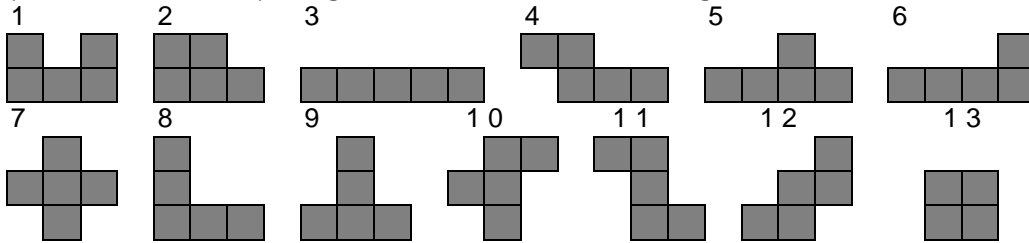


Mini Mino Puzzle-116S

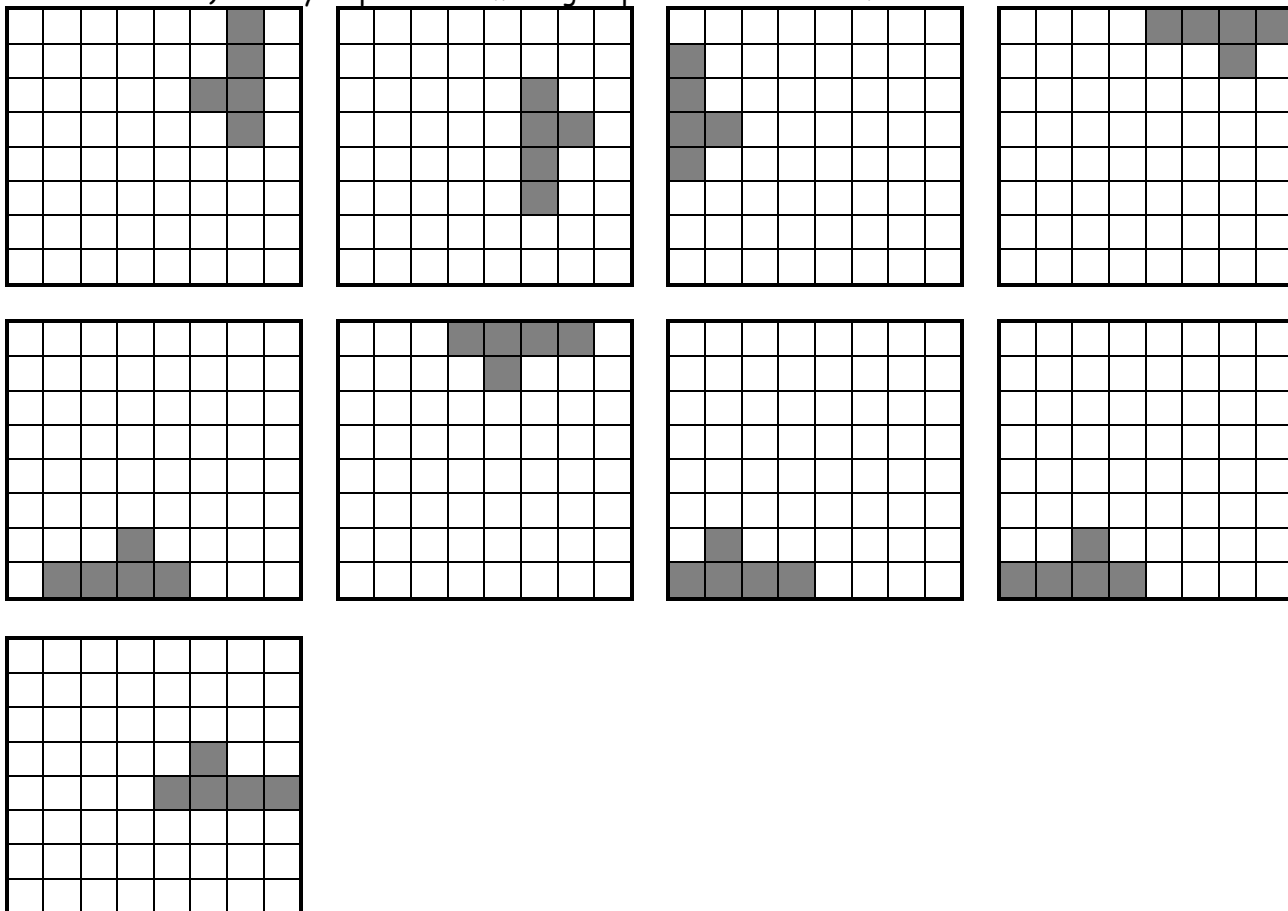


The game includes 13 puzzle pieces. 12 of these pieces are made up of 5 cubes connected in various ways and 1 square piece. Read carefully the games instructions and warnings:





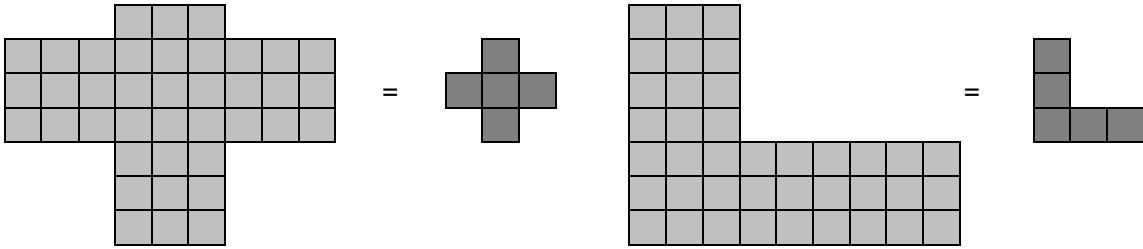
You can put 60 different puzzles together! All of which are at a high level of difficulty.

- Using all 13 pieces - each time place piece No. 5 in a different place on the board (based on the 9 detailed illustrations) and try to put the remaining 12 pieces on the board.

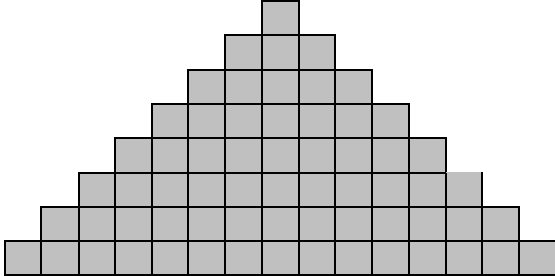


- Using 12 pieces (without the square piece) - As you have probably noticed, the 12 puzzle pieces are made up of 5 connected cubes. Using all 12 pieces try to build, each time, an enlarged version of one of the pieces (another 12 puzzles...). Two examples are included.

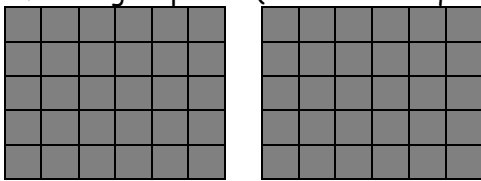




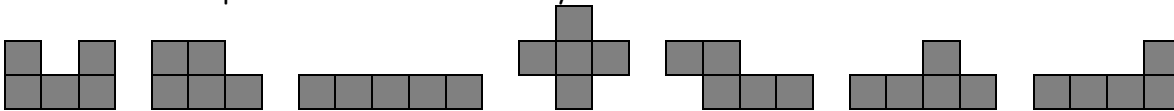
3. Put the board aside and try to build a pyramid using all the pieces. The solution is included.



4. Using 12 pieces (without the square) - try to make 2 rectangles, each out of 6 pieces.



5. Using 7 pieces (out of the 13) - place the 7 specified pieces in the illustration, so that the number sheet will be covered except one number that will stay uncovered. Start at number 1 and finish at number 36.

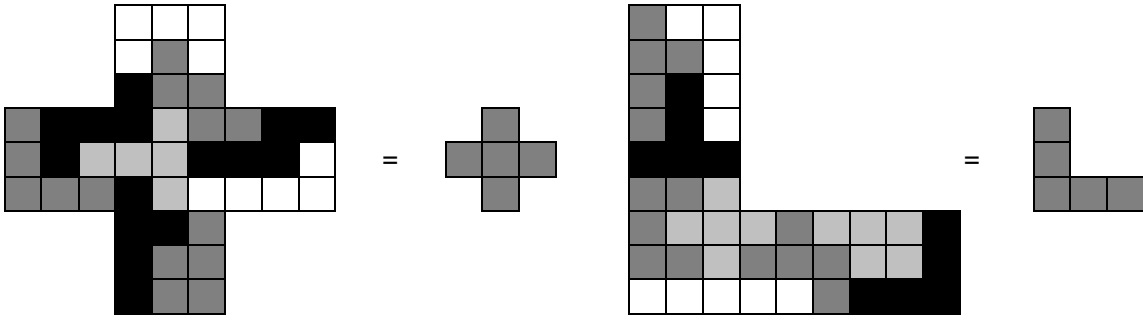


1	2	3	4	5	6
7	8	9	10	11	12
13	14	15	16	17	18
19	20	21	22	23	24
25	26	27	28	29	30
31	32	33	34	35	36

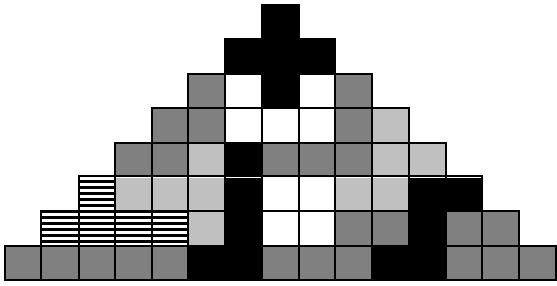
6. Couple game - in addition to the individual puzzles, there is a unique option to play a strategic couple game.
 Preparation: Take the puzzle pieces out of the board. Turn the board over and you will find a chess game board. Remove the square piece and use the remaining 12 pieces (those made up of 5 connected cubes). Each player chooses 6 pieces.
 The Game: Each player, on their turn, places a piece on the board. The object: To place the most pieces on the board. Once one piece is placed on the board, it can't be moved throughout the game. By blocking, each player is trying to prevent the opponent of placing a piece on the board. The winner: the player that placed the most pieces on the board.

Solutions

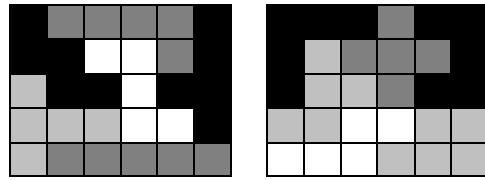
2.




3.




4.



5.





ENJOY!!!

Need the solution? E-mail: info@solve-it-puzzles.com

<http://www.solve-it-puzzles.com>

Phone: 415-262 9924