



W31

IManual

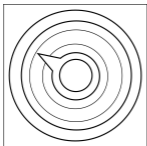


包装清单

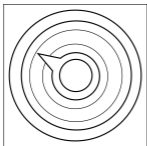
手表、充电线、说明书。

获取 APP

国外：“Google Play”和“App Store”里搜索“RaceFitPro”
下载 App 或者扫描下图二维码。（APP 兼容手机蓝牙 4.0、安
卓系统 5.1、IOS 系统 10.3 以上的智能手机）



中国大陆：扫描下图二维码或“应用宝”里搜索
“RaceFitPro”，下载 APP。（APP 兼容蓝牙 4.0、安卓系统
5.1、IOS 系统 10.3 以上的智能手机）



规格参数

产品名称	W31 彩屏手表
显示屏	IPS 高清彩屏 分辨率 240X204
产品尺寸	主体：47mm*14mm
产品材质	玻纤+不锈钢
加速传感器	支持 3 轴
电池容量	310mAh
待机时间	≥ 720 小时
蓝牙	4.0 BLE
防水	IP67
镜片材质	矿物质加硬玻璃
充电方式	便携式磁吸充电

手表按键功能使用介绍



一、开机使用前请充电，充满电需要 2-3 个小时。

二、手表操作使用说明：

1. 关机状态下长按“B”键 6 秒手表开机，显示主界面。

2. 主界面（时间界面）长按“B”键 6 秒手表关机。

3. 主界面（时间界面）长按“D”键，查看手表信息界面（型号、软件版本、蓝牙连接状态）

4. 短按“D”键选择界面，时间界面（短按“A”键，“C”键循环选择 8 种主界面风格，短按“B”确定）、多功能界面（短按

手表按键功能使用介绍

“A”键，“C”键循环选择心率、秒表、历史消息，短按“B”

- 键确定进入该功能，长按“B”键返回主界面）
5. 短按“E”键选择界面，当前运动数据界面、多运动模式主界面、睡眠界面。
 6. 多运动模式主界面，短按“B”进入运动选择，8种运动选择，短按“B”键进入运动模式。
 7. 进入秒表功能，短按“B”开始，再次短按“B”暂停，短按“D”清零，短按“E”退出秒表模式，长按“B”键退出运动模式。（注：运动选择界面，短按“D”退出）。

其它功能

以下功能需要登录 APK 并蓝牙连接成功的前提下才能实现。

1. 通知功能：

包含来电通知、短信通知、QQ 消息通知、微信消息通知、Facebook 通知、Twitter 通知（例如：设置中开启来电通知，当手机有来电时，手表震动，并有电话号码或者名字提示。）

2. 抬手亮屏：打开开关，手表倾斜面向自己正前方，手表端显示亮屏。

3. 闹钟提醒：APK 端设置增加闹钟提醒时间，到达设置时间，手表端亮屏出现闹钟图案并震动。

4. 摇一摇拍照：点击摇一摇拍照，手表端亮屏出现拍照图案，摇一摇手表，手机自动拍照。

5. 勿扰模式：

打开开关，手表端夜晚 22:00- 早晨 8:00 时间段不提醒任何消息。

（不含闹钟）

常见问题

手环绑定失败处理方式：

1. 绑定时需要开启手机蓝牙、GPS 定位功能、手机网络。

2. 检查手机设置蓝牙界面是否已经配对，如已配对请先解除配对，手环关机重启，重新通过 APP 搜索绑定。手环绑定后蓝牙频断处理方式：

1. 蓝牙频断是因为 APP 后台运行被手机智能省电管家关闭了，可以通过手机设置界面找到电池管理，设置为 APP 允许后台运行。2. 为避免手动清理掉“RaceFitPro”后台运行，请在后台把“RaceFitPro”锁住。

手环无消息通知显示；处理方式：

1. 检查 APP 我的设备里通知消息功能开关是否开启。

2. 检查 APP 通知使用权是否开启。

3. 检查手机设置里通知管理里对应的 APP、微信、QQ 等是否开启允许通知。

4. 检查聊天软件自身设置新消息通知是否开启，内容显示是否开启。重新设置好之后，建议手环关机重启重新绑定即可。

注意事项

1. 温度超过 50 度以上过高的充电环境可能会导致设备过热、变形、冒烟、着火。

2. 本设备使用内置电池，禁止自行拆卸，请不要发生摔落、碰撞、挤压、穿刺或切割等行为。

3. 请不要佩戴该设备游泳、潜水，不要在水下操作本设备。

4. 请远离热源，避免阳光长久直晒，严禁投入火中，该行为易引

发爆炸。

5. 请勿将本设备置放于多烟，多尘的环境中。

6. 电池破裂、泄漏时，请避免与眼睛、皮肤接触。情况发生时请不要揉搓接触部位，立即使用清水冲洗，或去医院。

7. 请按照当地的法律法规处置电池，本设备电池不可作为普通生活垃圾处理。

重要提醒

本产品不是医疗器械，心率数据仅供参考。本产品不适用诊断、治疗、康复、预防或减轻疾病等状况，如身体有异常状况，请尽快就医。

保修条款

为了维护您的权益，请仔细阅读本保修条例，您将享受到我司提供的售后服务。

一、为给您提供更好的售后服务，我司承诺：

1. 自购买之日 7 日内，若产品出现质量问题，您可以选择退货或换货。
2. 自购买之日 15 日内，若产品出现质量问题，您可以选择换货。
3. 自购买之日一年内，若产品出现质量问题，我司将提供免费修理。送修时，请将保修凭证（发票）及产品寄往我司生产基地。退、换货时，请与销售商联系，并保持产品及配件，随机资料的完整。

二、在保修期内，有以下情况之一，我司将不提供免费保修服务：

1. 人为引起的故障，包括：因使用、维护、保管不当或不按照说明书操作而引起的故障；自行拆装产品或非我司生产基地的修理而引起的故障。
2. 因不可抗力（如火灾、水灾、地震、雷击等）引起的故障。
3. 无法提供保修凭证或擅自修改保修凭证等。

三、本保修条例仅适用于中国大陆地区。

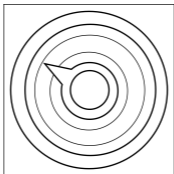
客户名称		联系人	
购买日期		联系电话	
产品名称		产品型号	
客户地址			
维修记录			

Packing

Watch, charging cable,
manual.

Download APP

Please search for "RaceFitPro" to download the app from "Google Play" and "App Store" or scan the QR code below. (APP compatible with mobile phone Bluetooth 4.0, Android 5.1+, iOS 10.3+)



Specification

Product Name	W31 Color Screen Watch
Display	IPS HD color screen resolution 240X204
Product size	Main body: 47mm*14mm
Product material	GF+ABS+SUS304
Acceleration sensor	support 3 axes
Battery capacity	310mAh
Standby time	\geq 720 hours
Bluetooth	4.0 BLE
Waterproof	IP67
Lens material	mineral hardened glass
Charging	Portable magnetic charging

Functions



1. Please charge before using. It takes 2-3 hours to fully charge.
2. Operation instructions:
 - 2.1 In the shutdown state, long press "B" button for 6 seconds to turn the watch on and display the main interface.

Functions

2.2 In the main interface (time interface), long press "B"

button for 6 seconds to turn off the watch.

2.3 In the main interface (time interface), long press "D" button

to view the watch information interface (model, software version,

Bluetooth connection status)

2.4 Press “D” to select interfaces, time interface (Press “A” and “C” to select 8 main interface styles, and press “B” to confirm), multi-function interface (Press “A” and “C” key to select heart rate, stopwatch, history message, and press “B” to enter it)

2.5 Press “E” to select the interfaces, current sports data interface, multi-sports mode main interface, and sleep interface.

2.6 In the multi-sports mode main interface, long press “B” to select, 8 options, and press “B” to enter sports mode, long press “B” key to exit. (Note: the Sports selection interface, press "D" to exit).

Other functions

The following functions requires APK log-in and Bluetooth successful connection .

1. Notification:
Call, SMS, WeChat message, Facebook, Twitter (for example: Turn on call notification in settings, when the phone

has an incoming call, the watch vibrates, and it shows the phone number or name.)

2. Raise your hand to brighten:

Turn on the switch, the watch tilts to face directly in front of you,

and the screen will lighten.

3. Alarm clock reminder:

Set the alarm time in the APK side setting, and when the time is

reached, the alarm pattern appears on the screen of the watch and vibrates.

4. Remote Camera:

Click and shake to take a photo, the camera icon will display on the screen.

5. Do not disturb mode:

Turn on the switch and the watch will not remind you of any news from 22:00 pm – 8:00 am. (not including alarm)

Common problems

Solutions of binding failures:

1. When binding, you need to enable Bluetooth, GPS positioning, and mobile phone network.
2. Check if the Bluetooth interface of the mobile phone has been paired. If it has been paired, please unpair it first, then restart the watch and re-bind through APP.

Bluetooth frequency break after the bracelet is bound:

1. Bluetooth frequency is broken because the APP background running is closed by the mobile smart power saver, you can find the battery management through the phone settings, and

allow

background running.

2. To avoid manually cleaning up the "RaceFitPro" background, please lock "RaceFitPro" in the background.

No message notification display on the watch:

1. Check if the notification message function in the app is enabled.
2. Check if the app notification authority is enabled.
3. Check if the corresponding APP like Facebook, WeChat, etc. in the notification management is enabled.
4. Check the chat app setting if the new message notification is enabled and the content display is enabled. After resetting, please reboot and re-bind the watch.

Precautions

1. Charging with temperature exceeding 50 °C may cause the device to overheat, deform, smoke, or catch fire.
2. This device uses built-in battery. It is forbidden to disassemble by yourselves. Please do not drop, collide, squeeze, puncture or cut.
3. Please do not wear it when swimming, diving, and do not operate underwater.
4. Please keep away from the heat source, avoid direct sunlight for a long time. It is strictly forbidden to put into the fire, which will cause an explosion.
5. Do not place the device in smoky and dusty environment.
6. When the battery is broken or leaks, avoid contact with eyes

and skin. When it occurs, please do not rub the contact area, rinse immediately with water, or go to the hospital.

7. Dispose of the battery in accordance with local laws and regulations. The battery of this device cannot be disposed of as ordinary household waste.

Important reminder

This product is not a medical device and heart rate data is for reference only. This product is not suitable for diagnosis, treatment, rehabilitation, prevention or alleviation of diseases, etc. If abnormal conditions occur, please seek medical advice as soon as possible.

Warranty

In order to protect your rights and interests, please read this warranty carefully.

First, in order to provide you with better after-sales service, we promises:

1. Within 7 days from the date of purchase, if the product has quality problems, you can choose to return or exchange.
2. Within 15 days from the date of purchase, if the product has quality problems, you can choose to exchange the goods.
3. Within one year from the date of purchase, if the product has quality problems, we will provide free repairs. When sending the repair, please send the warranty certificate (invoice) and product to our production base. When returning or replacing, please contact the seller and keep the products and accessories, manual and warranty card.

Second, during the warranty period, if any one of the following conditions, we will not provide free warranty service:

1. Human-induced failures, including: failures caused by improper use, maintenance, improper storage or failure to follow the instructions; failures caused by disassembly of the product or repairs that are not at our production base.
2. Failure caused by force majeure (such as fire, flood, earthquake, lightning strike, etc.).
3. It is unable to provide warranty certificate or modify the warranty certificate without authorization.

Third, this warranty applies only to mainland of China.

Warranty card

Customer Name		Contact	
Date of purchase		Contact number	
Product Name		Product Model	
customer address			
Maintenance records			

