



INSTRUCTION MANUAL

NOMAD® NOW UTILITY MOUNT

P/N 85-048

Please read below before using your Nomad NOW Utility Mount as it relays beneficial operating and safety information.

PHYSICAL CHARACTERISTICS

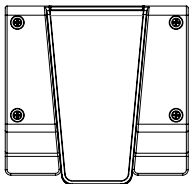
- Nylon 66 construction
- 10 oz (308 g)

INCLUDED

- (4) M6 X 20 mm bolt
- (4) M6 flat washer

INSTALLATION OF UTILITY MOUNT

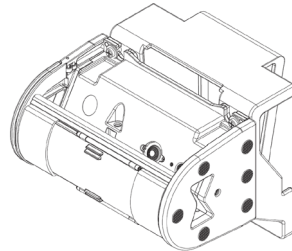
1. Install two M6 bolts and washers on the left side of the mount. Install bolts so they are only threaded in 2-3 turns, enough to hold them in position.



2. Place the NOW over the installed M6 bolts and washers. NOTE: Power/Mode Switch is facing upward for easy access when attached to utility bucket. The flat washer should live between the NOW and the head of the M6 bolt.
3. Slide the utility mount to the left,

independent of the NOW light, placing it in the locked position.

4. Tighten and secure the two bolts, respecting the alignment on the opposite side of the utility mount.
5. Insert and tighten the remaining two M6 bolts and washers. The NOW and Utility mount should be combined into one assembly.









6. Place assembly over the utility bucket. Pull back on the rear wall, spreading the front and back halves.
7. Slide utility mount assembly over the lip of the bucket and press down firmly.
8. The utility mount assembly should now be ready for use in the field. The NOW light head can be adjusted angling the light up or down.
9. The utility mount assembly can be removed by reversing the previous 8 steps. Please be aware

that a safety feature exists to help keep the mount securely attached to most utility buckets. When lifting the bucket, a notch will catch on the lip. To overcome this catch feature, simply move the front wall of the mount away from the lip of the bucket while pulling upwards.

WARRANTY AND OTHER INFORMATION

WARNINGS

FoxFury, LLC is not responsible for the incorrect use of any FoxFury Lighting product.

-  When used for extended periods of time the Nomad® will become HOT to the touch. Please use care when operating.
-  Do not stare into LEDs for long periods of time or from a close range (less than 2 ft).
-  FoxFury, LLC is not responsible for any injury or damage caused during the use of this product.
-  Usage of this product must be supervised by an adult when it is being used by a minor.
-  Any FoxFury product should be operated at speeds safe enough to maneuver around surrounding obstacles.
-  Do not use under the influence of drugs or alcohol.

LIMITED LIFETIME WARRANTY

FoxFury, LLC (“FoxFury”) warrants this product to be free from defects in material for a lifetime of use except for batteries, LEDs, abuse, and normal wear. We will repair or replace this product should we determine it to be defective. This limited lifetime warranty excludes rechargeable batteries, chargers, switches, and electronics, which have a 2-year warranty with proof of purchase.

This limited lifetime warranty is given only to the original end user of the accompanying product. If you purchased a product from someone other than an authorized FoxFury reseller/distributor or if the product was used, (including but not limited to demo models, show models or refurbished product by someone other than FoxFury) prior to your purchase, you are not the Original Purchaser and

the product that you purchased is not covered by this warranty. This limited warranty is VOID if this Product has been altered or modified in any way (including but not limited to attempted warranty repair without authorization from Foxfury and/ or alteration/removal of the serial number). To expedite warranty concerns, we encourage the end user to register their FoxFury Product at www.foxfury.com/pages/warranty-registration.

THIS IS THE ONLY WARRANTY, EXPRESSED OR IMPLIED, INCLUDING ANY WARRANTY OF MERCHANTABILITY OR FITNESS FOR A PARTICULAR PURPOSE. INCIDENTAL, CONSEQUENTIAL OR SPECIAL DAMAGES ARE EXPRESSLY DISCLAIMED EXCEPT WHERE SUCH LIMITATION IS PROHIBITED BY LAW.

You may have other specific legal rights which vary by jurisdiction. Go to www.foxfury.com/pages/warranty for a complete copy of the warranty. Retain your receipt for proof of purchase.

CONTACT FOXFURY

FoxFury, LLC
Oceanside, CA 92056 USA
Toll-Free: 844-FOXFURY
Tel: 760.945.4231
Fax: 760.433.3650
Email: service@FoxFury.com
Web: FoxFury.com

All FoxFury products are designed in Oceanside, CA. All FoxFury products are manufactured with the highest quality USA and foreign parts. Products are assembled in either FoxFury's controlled plant in Asia or the USA, under strict quality control.