



FAMILY TIME THEMES



LOGOS Family Time Themes 2
Theme ideas through a year in LOGOS



All rights reserved.

Resources may be reproduced for sole use by the purchasing organization.
Otherwise, no part of this resource may be reproduced in any manner whatsoever
without written permission from GenOn Ministries.

Inquiries should be addressed to one of the following:
GenOn Ministries, P.O. Box 4, Springdale, PA 15144
877-937-2572
info@GenOnMinistries.org

LOGOS Family Time Themes 2
Theme ideas through a year in LOGOS

Table of Contents

Introduction	5
KIDS DON'T COME WITH AN INSTRUCTION MANUAL!.....	7
#WHATISLOGOS?	8
BY THE CAMPFIRE	9
UGLY T-SHIRT/SWEATER NIGHT.....	10
INVITE A FRIEND NIGHT	11
CATS RULE AND DOGS DROOL NIGHT (DONATE TO AN ANIMAL SHELTER)	12
HARVEST MOON NIGHT	13
BUBBLE, BUBBLE TOIL AND TROUBLE NIGHT	14
(YOUR STATE) MANIA!	15
ELECTION NIGHT	16
TAKING AND GIVING – “PLEASE AND THANK YOU” NIGHT	17
HOCKEY NIGHT	18
CHRISTMAS AROUND THE WORLD	19
BACK TO BEDROCK.....	20
MAY THE FORCE BE WITH YOU NIGHT.....	22
MIX-UP NIGHT.....	23
ME AND MY SHADOW (GROUND HOG DAY)	24
CANSTRUCTION – SERVING WITH JOY!.....	25
PI NIGHT	26
IT'S THE EASTER BEAGLE, CHARLIE BROWN! NIGHT.....	27
BREAKFAST CLUB	28
LIONS, TIGERS, AND BEARS, OH MY!	29
KAZOO NIGHT	30
LOGOS LIVE! (TALENT SHOW)	31
SURVIVAL! (YEAR-END LOGOS CELEBRATION!)	32

LOGOS Family Time Themes 2
Theme ideas through a year in LOGOS

Who is GenOn Ministries?



GenOn Ministries has a long history of partnering with Christian churches to nurture children and youth into an abundant life-giving relationship with God through Jesus Christ. Efforts are focused on equipping adults of all ages to be actively engaged in leading the spiritual development of young people both within the faith community as well as those in the broader community. Weekly LOGOS ministry is GenOn's signature offering. We provide training, resources and support for LOGOS as well as other ways to foster intergenerational

relationships in the church.

Our resources and training opportunities are available at www.GenOnMinistries.org.

What is LOGOS?



LOGOS is a weekly intergenerational experience for young people that creates an arena where all ages, together, can learn about, experience, and practice the art of Christian relationships, critical for developing life-long disciples.

LOGOS models the early church in Acts 2:42, "They devoted themselves to the apostles' teaching and to fellowship, to the breaking of bread and the prayers" by providing intentional time and space for generations to learn and grow together through Bible study, a shared meal, worship arts, and recreation.

In this setting, all ages live out the conviction that nurturing people, especially young people, into an abundant life-giving relationship with God through Jesus Christ is the most important thing the church ever does.

"LOGOS is where children see other adults intersecting with them--see them at worship and other church activities; LOGOS is like glue--it helps hold us together!" –First Presbyterian Church, Mooresville, NC

"LOGOS is authentic cross-generational relationships" – Maple Grove Church of God, Anderson, IN
"Because of LOGOS, our children feel a part of the life of the church because they participate in so many ways, from leading worship on Sundays to sponsoring mission projects and more!"
–First Christian Church, Des Moines, IA

"LOGOS is one of our best outreach tools to many who would otherwise not come to church. Many are hearing about the love of God and the forgiveness our Savior offers because they come to LOGOS." – Sunnyvale Presbyterian Church, Sunnyvale, CA

To find out more about LOGOS, go to www.GenOnMinistries.org/pages/logos-all-about-logos.

LOGOS Family Time Themes 2
Theme ideas through a year in LOGOS



Introduction

The GOAL of Family Time is to experience being a part of God's family over a shared meal. Family time is one of the most enjoyable parts of LOGOS! It's a time for food, fun, and fellowship! Having a different theme for Family Time each week and making special plans for each theme shows students they are special. Student will have a desired anticipation to attend week after week!

This book helps to simplify Family Time by providing 25 themes and these 4 components for each theme:

1. Decorations
2. Blessing/grace
3. Thank you for kitchen staff
4. Game/activity

This is the second book of Family Time Themes series. We have tried to update the Blessing/graces and Thank You for the Kitchen Staff songs with new tunes and the change of words to some "oldie but goody" songs!

Themes and components are only suggestions that you may follow completely or partially. The hope is that something in this book will touch the creativity in your church to enhance your Family Time experience. Whether you have time or not for all of the 4 components, be sure to make time for INTENTIONALLY getting to know the students and sharing the love of Christ.

There are additional Family Time resources at <https://www.GenOnMinistries.org/collections/family-time-resources>, and you can find ideas for themes, table games, decorations, and graces and thanks on the LOGOS Ministry Ideas Facebook page at <https://www.Facebook.com/groups/844264228952849/>. And, if you come up with a new theme or decorations, a new grace or thank you or fun activity, please share it on that page. We are the Church together!

LOGOS Family Time Themes 2
Theme ideas through a year in LOGOS

NO KITCHEN? NO PROBLEM!

The question was asked, “What do you do for dinner at Family Time if you have no church kitchen because the church is going through a major renovation for all or most of the LOGOS year?”

Have no fear, the answer is here!

- Have dinner alfresco or picnic on the lawn of your church or have an indoor picnic.
- Use crockpots (example, taco bar with the meat made at home in crockpots. The cheese and toppings can be brought in large bowls.) Make soups, chilis, or stew in crockpots.
- Set up griddles to make pancakes or grilled cheese sandwiches.
- Use gas or charcoal grills outdoors.
- Order food, such as pizza, deli subs, barbeque, burgers, Chinese.
- Check on a food truck.
- Have potlucks. Suggest salads one week and casseroles or pasta the next.

There are so many options you can do! Allow this to be an awesome time of relationship building in the life of the whole church! Keep your LOGOS program going and see the blessings God has in store for your church!

KIDS DON'T COME WITH AN INSTRUCTION MANUAL!

(Perfect for the first gathering of the year)

The first week of LOGOS is the perfect time to get everyone registered, generate excitement for the year, inform parents of what's going to take place during the year and set expectations, and share a list of open leadership positions. It's fun to invite everyone involved in LOGOS to participate in Family Time the first week.



Suggestion: On the first night of Family Time, to include everyone who has any part in LOGOS, it may help to use people in the kitchen who are not otherwise involved in LOGOS.

Decorations

Parenting books, how-to books, instruction manuals, your LOGOS Parent's Handbook

Menu

Build your own sandwich, chips, brownies, drinks

Blessing/grace

Spoken in unison

Lord God,

We know we can't make it alone, so we thank you for our LOGOS family.

As we begin a New Year, help us remember how much we need each other as we work together, pray together, play together, and start anew together.

We thank you for our meal. Amen.

Thank you for kitchen staff

Tune – Head, Shoulders, Knees and Toes

Salt and pepper, breads and meats... breads and meats.

Fruit and veggies, drinks and sweets... drinks and sweets.

Thank you Cooks for cleaning, serving too!

Thank you Cooks for all you do... ALL YOU DO!

Game/activity

Give each table a piece of paper and have them make a list of words related to LOGOS. Spend 5 minutes letting them come up with their list. After 5 minutes, have each table read their list. How many words about LOGOS can the group list? How many word were repeated at different tables?

***This is a good segue to the Parent's Meeting and into all the things that are planned for the year. Also, this is a good time to advertise all the slots available for parents to minister the children and youth.**

#WHATISLOGOS?

Decorations

Give table decorations a “technology” flair. They can be part of the night’s dinner as shown below. Add colorful tablecloths and Voila! Make signs to put on the other side of each food bowl from the technical signs showing the 4 parts of LOGOS. This will help the new students and Table Parents understand more what LOGOS is all about.



Menu



Chicken nuggets (memory cells), French fries (computer chips), fruit and nuts (nuts and bolts), cyber juice (drinks), and computer mouse sugar cookies.

Blessing/grace

Tune - Twinkle, Twinkle Little Star

Oh, dear God, you hold the keys, to all life’s great mysteries.
Questions big and questions small, no computer answers all.
We humbly come to thank you, Lord, for friendship, love and daily board. Amen.

Thank you for kitchen staff

Everyone talks in a “robot” monotone voice:
THANK YOU...
FOR THE BITS AND BYTES...
YOU PROCESSED FOR INPUT. THANK YOU... KITCHEN CREW.
WE “HEART” (*show hand heart symbol for love*) YOU.



Game/activity



Human Computer

Give the members of the group about two minutes to arrange themselves in the order of their birthdays. Try the game again using height, weight, alphabetically by first name, last name, year they were born, state they were born, etc.

BY THE CAMPFIRE

Decorations

Camping equipment, handkerchiefs, red gingham tablecloths, or “Campfires” (made from small tree limbs, red, orange, and yellow tissue paper)

Menu

Hot dogs, chips, fruit salad, S’mores

Blessing/grace

Tune – I Wish I Were an Oscar Meyer Weiner

Thank you, Lord, for blessings that you give us,
For all the fun and food that we do share.
And every evening when we come to LOGOS,
We offer You our happy, loving prayer.

Thank you for kitchen staff

Tune – Twinkle, Twinkle Little Star

Our camp out was so much fun,
Thank you, Cooks for all you’ve done.
Thank you, thank you, for our meal.
You make camping out a thrill.
We say thanks in many ways,
To our Cooks... HIP, HIP HOORAY!

Game/activity

KNOT TYING

At every table, have a piece of rope for each student to practice tying knots. Have 2-3 knot diagrams for the table parents to show how to tie them at their tables. Invite a knowledgeable guest to demonstrate knot tying.



UGLY T-SHIRT/SWEATER NIGHT

Decorations

Make this a hodgepodge decoration night. Use what you have. The more you mismatch, the better!

Menu

Sloppy Joes, salad, tater tots, drink, ice cream sandwiches

Blessing/grace

Give Thanks by Don Moen

Give thanks with a grateful heart

Give thanks to the Holy One

Give thanks because He's given Jesus Christ, His Son

(Repeat)

And now let the weak say, "I am strong"

Let the poor say, "I am rich"

Because of what the Lord has done for us"

(Repeat)

Give thanks. Amen



Thank you for kitchen staff

Tune – The Kit Kat commercial jingle

Giving you thanks, giving you thanks!

Thanks for being such a great kitchen crew!

(Repeat)

Game/activity

Ugly t-shirt/sweater contest

Have t-shirt/sweater contests, with participants modeling their t-shirts/sweaters for different categories, like ugliest, tackiest, funniest, brightest, duller, etc.

INVITE A FRIEND NIGHT

Decorations

Cheery and bright is the key on invite a friend night! Have a different colored balloon on each table, a container with colored tissue paper, or flowers as a centerpiece.

Menu

Everyone likes pizza!

Blessing/grace

Tune – Make New Friends (as a round)

Bless our food * we share with friends today.

Grant us peace and love along the way.

**Round starts here*

Thank you for kitchen staff

Tune – You’ve got a Friend in Me (from Toy Story)

You’ve got a friend in me. You’ve got a friend in me.

Always remember what the LOGOS kids said:

You’ve got a friend in me.

Thank you for this meal. It shows your love is real!

Always, remember what the LOGOS kids said:

Friends, thank you for this meal!

Game/activity

WHO’S WHO AT YOUR TABLE (each table will need a piece of paper and pencil)

***You can shorten this game to any number of items to complete in the time you have for an activity.*

Each table chooses a runner. The runner comes up to the front of the room and receives item 1 from the leader... goes back to the table...gets information required in item 1, takes it back to the leader, gets item 2 etc. ...

First table to complete all 15 items, returns left shoes to each person at their table, put the shoes on and raise their hands is the winner.

Suggestions:

Everyone’s birthday

Favorite color

Age

Name of brothers and sisters

One word that describes you

Favorite hobby

Favorite food

Kind of animal that describes you

Favorite school subject

Favorite sport

Color of eyes

Favorite ice cream flavor

Name of boyfriend/girlfriend

Left shoe from each person

Did you bring a friend?



CATS RULE AND DOGS DROOL NIGHT

Donate to an Animal Shelter

Decorations

Invite families or the whole church collect dog and cat food a couple weeks before this theme. Use the food for centerpieces. Make arrangements to donate the food after LOGOS.

Menu

Hot dogs, baked beans, tossed salad, chocolate dogcakes

Blessing/grace

Tune – Soft Kitty from Big Bang Theory

May the blessings of the Lord;

Descend upon us now.

May our hearts be filled with love;

LOVE, LOVE, LOVE. Amen.

Thank you for kitchen staff

Tune – Who Let the Dogs Out?

Who put the food out? Crew, Crew, kitchen Crew!

Who put the food out? Crew, Crew, kitchen Crew!

Who cleans the food up? Crew, Crew, kitchen Crew!

Who should get thanks now? Crew, Crew, kitchen Crew!

(Shout) THANK YOU!

Game/activity

Doggie, Doggie, Where's Your Bone?

You will need a chair and an object to represent a dog bone. The object of the game is for the "Doggie" to guess who has taken the bone. To play, the person appointed as the first "Doggie" sits in the chair and looks straight ahead. The "bone" is placed close behind him. The other players are all behind the chair, a few steps away from the bone. One person sneaks up and takes the bone. He returns to his previous position and hides the bone behind his back. All players except the doggie chant, "Doggie, Doggie, where's your bone? Cops and Robbers took it home." The doggie then gets 3 guesses as to who took the bone (or only 1 guess if the group is small). If doggie guesses wrong, that person remains the doggie for the next game. If that person guesses right, the robber becomes the new doggie.



HARVEST MOON NIGHT

Decorations

Candles and pumpkins are a nice way to decorate for this theme. You can use the pumpkin as the activity for the night.

Menu

Octoberfest dishes such as bratwurst with sauerkraut or roast chicken, Käsespätzle (cheese noodles), apple streusel

Blessing/grace

Hymn – Jimmy Owens

Holy, Holy... Holy, Holy

Holy, Holy, Lord God Almighty;

And we lift our hearts before you as a token of our love,

Holy, holy... Holy, Holy

Amen.

Thank you for kitchen staff

Spoken – Peter, Peter, pumpkin eater,

Hoped he could find something sweeter.

Went to LOGOS, sat to dine,

And found the food was very fine!

Thank you, Cooks!

Game/activity

Pumpkin decorating!



BUBBLE, BUBBLE TOIL AND TROUBLE NIGHT

Decorations

Halloween/Fall theme with plastic cauldrons and pumpkins

Menu

Chili, grilled cheese sandwiches, crackers, apple salad, pumpkin cookies

Blessing/grace

Tune – The Jeopardy Theme

God is great and God is good.

Let us thank Him for our food.

By God's hand we all are fed.

Thank you, Lord for daily bread.

A-men!

Thank you for kitchen staff

Spoken in unison

Bubble, bubble toil and trouble,

Fire burn and cauldron bubble.

The kitchen crew stirs up a brew,

And charms our taste buds, that is true.

So thank you, thank you kitchen crew,

For the loving spirit you show us too!

Game/activity

Everyone stands in a large circle. Each person is given a piece of bubble gum still in wrapper. On "go," each person unwraps their gum, blows a 1" bubble, and holds it for 5 seconds. How many bubbles are there?



(YOUR STATE) MANIA!

Decorations

Decorate with your state memorabilia such as maps, brochures, etc., state mugs stuffed with colored tissue paper

Menu

Make something that is original to your area.

Blessing/grace

Tune – Yankee Doodle

We thank you, Lord for happy hearts,
For rain and sunny weather.
We thank you, Lord for this great state,
And that we are together.
Thank you, Lord for food this night.
Thank you, thank you, Father!
Thank you, thank you, for this food,
And that we are together!

Thank you for kitchen staff

Tune – My Country 'Tis of Thee

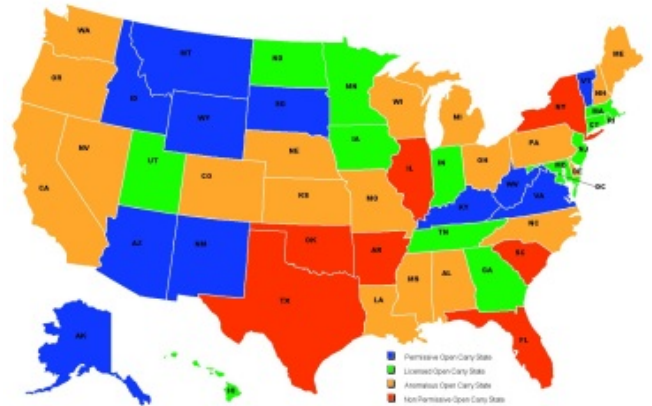
Our kitchen crew is great,
Of that there's no debate,
To them we sing;
Food that will help us grow,
In body spirit, Oh
From every voice you know,
Our praises ring!

Game/activity

Geography

Someone begins by saying the name of a place (country, city, state, etc.). The next person must say the name of a place that starts with the last letter of the place the first person named, and so on around the group. A typical sequence might be: Missouri – Ionia – America.

No one may use the name of a place already mentioned. If someone cannot think of a place with the right letter on their turn, they have to say the Pledge of Alliance. The next person starts the game again with another place and play proceeds from there.



ELECTION NIGHT

Decorations

Red, white, and blue tablecloths. Display the American flag, old campaign posters, crepe paper and balloons

Menu

Chicken legs, corn, green beans, rolls, “Victory” chocolate cake

Blessing/grace

Tune – Yankee Doodle

We thank you, Lord, for happy hearts, For rain and sunny weather.
We thank you, Lord, for this our food, And that we are together.
Thank you, thank you, thank you, Lord.
Thank you, thank you, Father.
Thank you, thank you for this food,
And that we are together.

Thank you for kitchen staff

Spoken in unison

We may vote for a Democrat or Republican,
Or even an inspiring Independent,
But at LOGOS we only vote for the crew that CAN...
We vote for the best kitchen Crew... that’s evident!
That’s our Kitchen Crew! GO Kitchen Crew!

Game/activity

VOTE FOR YOUR FAVORITE! Have an election of the favorite things of LOGOS this year. Make up ballots and have the students, leaders, and table parents fill them out. You can put 3 or 4 answers for them to check with an “other” line to have a write in. You may have an election for only things related to Family time or you can have everyone vote for the best Bible Study lesson, Worship Arts class, or Recreation activity too. Have the ballots available to be filled out when they arrive at LOGOS. Have a couple ballots on each table so Table Parents can talk and review the year during dinner. Ballots can be gathered before dinner and a volunteer can count and sort the ballots. Then the Dinner Dean can announce the “winners” after dinner with much fanfare!

*One church said that their LOGOS loves Kids Choice Election Night held in the Fall (around election time). They vote for all of their LOGOS favorites – themes, meals, blessings, thank yous, playtime activities, etc. Then in the Spring, they have Kid’s Choice Night and use their winning votes. It’s always a surprise and they look forward to it!



TAKING AND GIVING – “PLEASE AND THANK YOU” NIGHT

Decorations

Have signs with different languages saying please and thank you on the tables.

Menu

Spaghetti, green beans, salad, garlic bread, drinks, tiramisu

Blessing/grace

Spoken in unison

Holy God, you created light and you created people.

You created manners for us to show respect and kindness to your people.

Thank you, God for these words that show your love.

Please help us to remember them.

Thank you, Lord for this nourishing meal and all the things that you provide.

Please bless us even as we pray; please guide and keep us through this day. Amen.



Thank you for kitchen staff

Tune – On Top of Ol’ Smokey

On top of spaghetti, we piled on cheese,
And maybe some meatballs, and garlic bread, please!
Some green beans and salad, and tiramisu,
That meal was so tasty! We’d like to thank you!
“Please come from the kitchen,”
We called to our crew,
So we can sing this song, And say thanks to you!

Game/activity

Telegraph

The object of the game is to pass hand squeezes around the circle without being caught by the person in the center. The players sit or stand in a circle, holding hands. One person is out of the room and the other players agree on who will start the squeeze. The person comes back into the room and stands in the center of the circle. The player starts by squeezing the hand of the person on their left or right. That player can then either squeeze back or send it to the next player, and so on. The player in the center tries to catch someone who has received the squeeze before he can pass it on. He says, “You!” or “There!” pointing to the person. If a player is caught, they go out of the room and the group decides again who will start the squeeze, and the game continues. Players should not try to hide or disguise their squeezes. Hands must be in plain view. There is much working together in this game. Concentration is required and suspense is generated.


HOCKEY NIGHT

Decorations

If there is a favorite hockey team in the area, display their colors. Use “mini hockey sticks” (craft sticks) on the tables for centerpieces and masking tape to show goals and center ice. This will be used for the activity later.

Menu

Hot dogs, French fries, popcorn, drinks, ice cream



Blessing/grace

Tune – Let It Snow!

Oh, the weather outside is right for
A time to thank the Lord more.
God guides us in all our ways,
We give praise! We give praise! We give praise!
The fellowship's so inviting,
And the studies so exciting,
We thank God for all our days,
We give praise! We give praise! We give praise!

Thank you for kitchen staff

Tune – Ten Little Indians

They “face off” with the stove each week,
Making food that's great to eat,
They “skate” the kitchen with awesome skill,
They score a goal that's such a thrill!

The “icing” here is on the cake,
“Slap shots, wrist shots” while they bake,
They don't get a pen-al-ty,
Making food for you and me!

Game/activity

Ice Hockey

Mark the tables with masking tape to show goals and center ice. Give each person a craft stick (tongue depressor) and ice cubes to play hockey at each table.

CHRISTMAS AROUND THE WORLD

Decorations

Tablecloths can be Christmas colors. Scatter 4 place cards that say Merry Christmas in various languages and their 4 countries for centerpieces. The challenge during dinner can be to match the correct language with the correct country.



Menu

Ham, baked potatoes, steamed broccoli, Christmas cookies

Blessing/grace

Spoken in unison

For food in a world where many walk in hunger;
For faith in a world where many walk in fear;
For friends in a world where many walk alone;
We give you thanks, O Lord. Amen

Thank you for kitchen staff

Tune – Winter Wonderland

Kitchen Crew, are you listening;
Our hearts are a glistening;
A beautiful sight, the meal was just right;
Thanking you by giving you a hand.
(Clap and shout) Thank you!

Game/activity

SNOW-BALLIN'

Draw 4 large snowmen on white freezer paper or on poster boards separately. Label each section of the body as a target point (e.g. Head 10 pts., Stomach 5 pts., bottom 1 pt., etc.). Hang each oversized snowman on a section of a wall. Cut a large trash bag open and place on the floor beneath each snowman. Place on each table a large bath towel, a roll of toilet paper and a bowl of water. Everyone will take turns making wet balls using the water and toilet paper. One person at your table is the score keeper in Snow-ballin'. One person at a time is to go the marked line on the floor and throw the set "snowballs," which should stick to the snowman (which also slowly melts!). See how many snowballs can stick to the snowman. See how high the total points can go! (Have Frosty the Snowman playing in the background.)

BACK TO BEDROCK

Decorations



Use brown tablecloths or butcher paper on the tables. Use dinosaurs and greenery or bowl of fruit that's for dinner. If you have Flintstone décor, that works too.



Menu

Finger foods like chicken legs, French fries, fruit (cut up, kabobs, or whole fruit in a bowl on the tables, could be the centerpiece), cookies or brownies.

Blessing/grace

Tune – Down Yonder in the Paw-Paw Patch

Rock, Rock, Rock of Ages,
Rock, Rock, Rock of Ages
Rock, Rock, Rock of Ages
Thank you for this food.
(Repeat)

Thank you for kitchen staff

Tune – Flintstone theme song

Food Crew, Meet the Food Crew,
They're a modern stone-age kitchen crew.
They serve, yummy dinners,
To the hungry LOGOS family.
Thank you, for your time and all you do,
Through the courtesy of this dear crew.
When you're with the Food crew
Have a yabba dabba doo time,
A dabba doo time,
Thanks Food Crew all the time!

Game/activity

Giants, Wizards, and Elves

Teach the following motions to everyone:

- **Giants.** Stand on your tippy toes, raise your arms like a giant, and make a menacing growling noise: "Rarr!"
- **Wizards.** Crouch slightly, as wizards are a bit shorter. Wave your fingers as though you're casting a magical spell, and make a magical noise: "Shaazaam!"
- **Elves.** Crouch down very low, cup your hands around your ears, and make a high-pitched elf noise: "Eeeee!"

LOGOS Family Time Themes 2
Theme ideas through a year in LOGOS

Practice the motions until everyone knows how to become each character.

Split everyone into two teams with each team going to opposite sides of the room.

For each round, teams huddle and choose to become a giant, a wizard, or an elf (everyone on the team makes the same choice).

When ready, both teams line up and stand facing each other, about five or six feet apart. At the start of each round, the leader says "Three, two, one, go!!"

At this point, each team acts out the character they chose (giant, wizard, or elf). As soon as they do this, the winner tries to grab as many members of the other team and bring them over to their side, while the other team tries to retreat back to their own side to be safe for that round. If captured, a person now belongs to the capturing team.

The following rules determine who beats who:

- Giants beat elves because giants are able to "squash" elves.
- Elves beat wizards because they outsmart them.
- Wizards beat giants because they are able to zap them with a magic spell.

If both teams show the same character, no one wins. Rounds keep repeating until all the participants are on one team.

MAY THE FORCE BE WITH YOU NIGHT

Decorations

This can be as elaborate or simple as you want; Star Wars décor, black and white tablecloths.

Menu

Han burgers, Vader taters, May the Fruit Be with you, C-3P Oreo ice cream, Yoda Soda (cola, other drinks, or a combination of lemon lime soda and green sherbert)

Blessing/grace

Spoken in unison

Heavenly Father, great and good,
We thank thee for this daily food.

Bless us as we pray;

Guide us and keep Your Force with us this day. Amen.

Thank you for kitchen staff

Tune – Theme from Star Wars

We are,
Thankful for your love,
A gift from A - bove,
May God bless you.
Thank you,
Thank you for Din-ner,
It was a Win-ner.
You are the best!

Game/activity

Death Star Pass

All you will need for this game is a ball and some good music. If you have some Star Wars theme music, even better. This game is just like Hot Potato but with a Star Wars twist. Have everyone sit in a circle and have the music ready to play.

Give someone the ball “Death Star” and when the music starts they will pass it around. When the music stops, the person holding the Death Star stretches their hands over their head, so that when the Death Star comes to them again, it has to be passed up to their hands in the air. This game can be played in a large group or at each table.



MIX-UP NIGHT

Decorations

Crazy is the word! Mix things up! Turn centerpiece upside down! Have fun! Change up the table assignments.

Menu

Start dinner with dessert. Have a casserole where all the food is mixed together or have a taco or nacho bar where everyone mixes the food items.



Blessing/grace

Tune – Taps

Praise the Lord, for the food;
And the friends and the stories and songs;
For the times that we share here tonight.

Thank you for kitchen staff

Tune – Three Blind Mice (words are backwards)

Cooks you thank!
Cooks you thank!
You thank we!
You thank we!
The food you made for this mix up night,
It tasted so good we enjoyed every bite.
When we say it mixed up,
It doesn't sound right,
But cooks you thank!

Game/activity

People on a String

You will need: ball of string with a spoon tied on the end for each table.
Each table group lines up. The first player passes the spoon down the front of his shirt and lets it come out his pants leg below, and then passes the spoon on to the next player. After the whole table is connected, reverse the process.

ME AND MY SHADOW (GROUND HOG DAY)

Decorations

Cover tables with brown tablecloths or brown butcher paper with simple wintry decorations.

Menu

Pita bread sandwiches, macaroni and cheese, fruit cups, orange pushups



Blessing/grace

Tune – Thank you, Jesus Tino Tenda, Jesu transcribed by Patrick Matsikenyiri, can be sung or spoken

Thank you, Jesus, amen!

Thank you, Jesus, amen!

Thank you, Jesus, amen!

Alleluia, Amen!

Thank you for kitchen staff

Split the room into 2 groups to speak the poem

Side 1: The groundhog poked his head out

Side 2: And took a look around.

Side 1: He didn't see his shadow

Side 2: Because of what he found:

Side 1: A lovely LOGOS dinner

Side 2: That he could eat today.

All: So THANKS TO YOU, OUR KITCHEN CREW! Now spring is on the way!

Game/activity

Groundhog Tunnel Challenge


Have each table line up in a row. To form a tunnel, have them stand close together with their legs apart. Let the last person in the row be the groundhog. Have the first groundhog crawl through the tunnel on his or her stomach. When the groundhog reaches the end of the tunnel, they stand up and become a part of the tunnel while a new groundhog starts wiggling through.

CANSTRUCTION – SERVING WITH JOY!

Collect for a Food Bank in your area

Decorations

Stack the cans brought in by the students on the tables as centerpieces. You may also take empty food cans and add a candle, colored tissue paper, or some flowers for inexpensive centerpieces.



Menu

Vegetable soup, grilled cheese sandwiches, drinks, cookies

Blessing/grace

Tune – The Candy Man

Who **CAN** take a sunrise, sprinkle it with dew,

Cover it with chocolate and a miracle or two?

Our loving God **CAN**,

YES! Our loving God **CAN**!

Our loving God **CAN** 'cause He blesses us with love and makes the world so good. Amen.

Thank you for kitchen staff

Shout the letters

Give me a “t” T!

Give me a “h” H!

Give me a “a” A!

Give me a “n” N!

Give me a “k” K!

Give me a “s” S!

What’s that spell? THANKS! A little louder! THANKS! A little louder! THANKS!

2,4,6,8, who do we appreciate? **Kitchen Crew! Kitchen Crew! Kitchen Crew!**

Game/activity

You can get all the cans ready to go to the food bank or you can make a structure out of all the cans. Come up with an idea for structure in Recreation Time.

PI NIGHT

Decorations

Decorate with numbers or shapes. Go with black and white tablecloths to go with the dice game.

Menu

Taco pie, tossed salad, Eskimo pies, drinks

Blessing/grace

Spoken in unison

Holy One, we thank you for this food and your loving care.

To whom can we compare You or who is equal?

You say, "lift your eyes and look to the heavens: Who created all these?"

You say, "He who brings out the starry host one by one, and calls them each by name."

God, thank you for all the numerous things around us! Because of Your great power and mighty strength, not one of them is missing. Amen (Isaiah 40: 25-26)

Thank you for kitchen staff

Tune – Clementine


Cheers on Pi night, in the kitchen,
For a crew that's mighty fine,
Hear the orders... smell the odors,
On this good old night of Pi.

Thanks for cooking, washing dishes,
Cleaning up once we have dined.
We will savor every flavor,
On Pi night at Family time!

Game/activity

56

No prep. You only need dice. Each table gets ONE die. Table server will roll first followed by the person to their left. Each table tallies the numbers as the die is rolled - adding each person's number to the running total. When someone rolls a **1 (one)** at a table, the tally goes to zero and they start the count over! When a table's total is 56 or more, the table group shouts "56!"



IT'S THE EASTER BEAGLE, CHARLIE BROWN! NIGHT

Decorations

Easter decorations in pastel colors; Charlie Brown décor

Menu

Ham, mashed potatoes, fruit salad, green beans, rolls, coconut cake

Blessing/grace

Tune – Christ the Lord is Risen Today

Come, Lord Jesus be our guest, Alleluia!

At our meal may all be blessed, Alleluia!

We give thanks for friends and food, Alleluia!

Thanks to God for all things good! Alleluia!



Thank you for kitchen staff

Tune – Do Your Ears Hang Low

LOGOS Cooks are great,

We will all celebrate,

For the food they make

On each and every plate,

But they're still not done

'Cause there's dishes by the ton

LOGOS Cooks, you make our nights SO FUN!

Game/activity

Egg Carry Relay

You will need a large area, spoons and hard-boiled eggs. The object of the game is to be the first team (table) to carry their eggs across the goal line and back.

Establish a goal line. Have each table group form a line. The first person on each team is given a spoon with an egg balanced on it. At a signal, the first person in each line carefully carries their egg to the goal line, then back to the second person in their line. If the egg falls, the carrier must pick up the egg and go back to the starting line and begin again. The next person begins when the first person returns successfully, and so on.

BREAKFAST CLUB

Decorations

Tulips in glass vases filled with Fruit Loops or other cereal or place stuffed animals on the tables.

Menu

Pancakes, bacon or sausage; or breakfast casseroles with fruit and pastries

Blessing/grace

Rise and Shine

Rise and shine and give God the glory, glory
Rise and shine and give God the glory, glory
Rise and shine and... (clap!) give God the glory, glory
Children of the Lord.

Thank you for kitchen staff

Tune - Allelu, Allelu

Cooking pancakes with syrup can be quite a treat
Praise to the cooks!
Frying bacon and sausage brings smiles to our faces
Praise to the cooks!
Thanks to the cooks, for the breakfast!
Thanks to the cooks, for the breakfast!
Thanks to the cooks, for the breakfast!
Thanks to the cooks!

Game/activity

The Laughing Game

The objective of this game is to get everyone to laugh while the “it” person is not laughing. Play this at each individual table. Choose who will go first. That person has to say or act something out to get everyone else at their table to laugh, while they try not to laugh. Once everyone else is laughing, the next person at the table takes a turn to make everyone laugh. Repeat until time runs out or everyone at the table has had a turn.



LIONS, TIGERS, AND BEARS, OH MY!



Decorations

Have yellow table cloths with a container of suckers similar to the one shown here for centerpieces. If you have any Wizard of Oz posters, place them around the room. You could also use stuffed lions, tigers, and bears for decorations.



Menu

A feast for the king of the forest! Meat Loaf, macaroni and cheese, green beans, rolls, apple pie or apple crisp

Blessing/grace

Spoken softly and slowly, getting louder and faster each time as in "Lions and Tigers and Bears". Start with one table then add one table each time.

For food and friends and fun... thanks, God!

For food and friends and fun... thanks, God!

Thank you, God!

Thank you for kitchen staff

Tune – Somewhere Over the Rainbow

Somewhere out in the kitchen,

There are folks,

Who fix wonderful dinners,

That really is no joke!

Somehow each week at LOGOS they know how,

To make food that's delicious,

Please, Cooks take a bow!

Game/activity

Elephant March

To prepare for this game, put a tennis ball in the end of a pair of panty hose or put a tennis ball in each leg of a pair of panty hose. Set 8 cups up on the floor to create a walkway. To play, the player must put the panty hose on their head and knock over all the cups by swinging their head from side to side. This is a pretty funny one!

KAZOO NIGHT

Decorations

Use different colors for the table cloths and have kazoos as the centerpieces.

Menu

Have a favorite meal voted on at Election Night.

Blessing/grace

Spoken in unison

Thank you, God, for those gathered here,
To share this food and a little cheer,
May sunshine and laughter go where they go.
May health and happiness be what they know. Amen.

Thank you for kitchen staff

Everyone plays/sings the *National Anthem* on their kazoos. At the end, shout “Thank you, Kitchen Crew!”

Game/activity

Have each table come up with a tune to play on their kazoos. The other tables will guess what song it is.



LOGOS LIVE! (TALENT SHOW)

Decorations

You can sparkle with stars, have a black and white theme or use any color!

Menu

Go simple tonight so everyone, including the kitchen staff, will be able to go to the talent show.

Soup, stews, or crock pot dishes, corn bread, drinks and dessert

Blessing/grace

Tune – Beauty and the Beast

Tale as old as time

True as it can be

God is always there

To hear all our prayer

Unexpectedly

Thank you for our friends

Thank you for our food

You bring us such joy

We send you our praise

You, Oh God are good!

Thank you for kitchen staff

Tune – When You Wish Upon a Star

When you wish upon a star

Makes no difference who you are!

When you wish upon a star

Your dreams come true.

When we come on LOGOS night

Everything will be alright!

Thanks for serving us tonight,

Dear Kitchen Crew!

Game/activity

TALENT SHOW!



SURVIVAL! (YEAR-END LOGOS CELEBRATION!)

Decorations

Continue with the sparkle and splash of Talent show night!
You made it through the year! Time to celebrate the successes of the year! You might want to go in a different direction with the reality TV show Survival theme.



Menu

Bring back by popular demand a menu from the year... or have pizza (that's a good survival meal!)

Blessing/grace

Bring a blessing and grace back by popular demand.

Thank you for kitchen staff

Tune – Hooked on a Feeling

Divide group into 2 sections:

Section 1 will chant background

Ouga, Chaka, Ouga, Ouga,...

Ouga, Chaka, Ouga, Ouga,...

(Repeat chant until Section 2 finishes singing)

Section 2

We can't stop this feeling,

Deep inside of us

Cooks, you just don't really know what you mean to us.

When you make meals and you serve it right,

You let us know, everything's alright.

AHAHAH!

We're hooked on your cooking

We're high on your baking

And we are thanking you!

Game/activity

Some ideas for the last night of LOGOS:

- Hand out awards.
- Play a favorite Family Time activity.
- Tell jokes and riddles.
- Have a LOGOS survival scavenger hunt.