

BACtrack[®] Vio[™]

Smartphone Breathalyzer

GETTING STARTED

BACtrack Vio is a revolutionary keychain-sized breathalyzer that wirelessly connects to your smartphone via Bluetooth[®] technology. Once connected to the free BACtrack app on iOS or Android, you are able to save and track your BAC over time, add photos and notes to your results, and learn interesting and valuable information about your drinking habits.

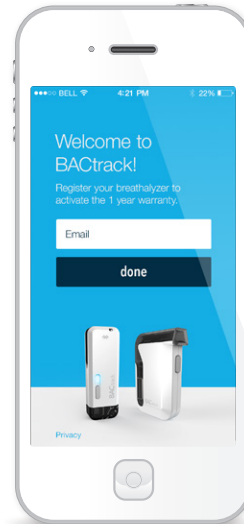
STEP 1: PAIR YOUR BREATHALYZER

- Download the free BACtrack app in the App Store or on Google Play*
- Ensure Bluetooth is turned on in the Settings of your smartphone
- Turn on your BACtrack Vio Breathalyzer by holding the power button until the light turns on
- Open the BACtrack app
- Register your email address to activate your warranty (if you haven't already), and click Done
- The app will automatically connect to the BACtrack via Bluetooth

STEP 2: TAKE A READING

Click the BACtrack image to begin your test. To ensure accurate results, it is important to wait at least 15 minutes after eating, drinking or smoking before testing.

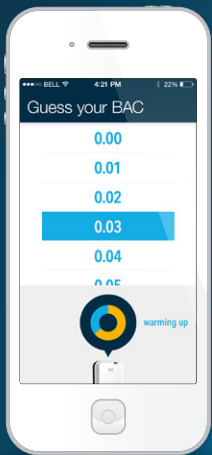
* Links to the download pages can also be found at BACtrack.com/mobile



STEP 1.




STEP 2.



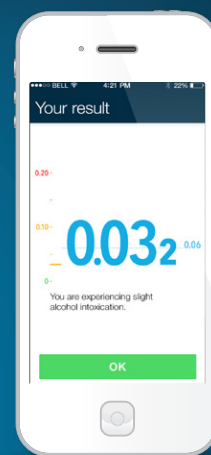
STEP 3: GUESS YOUR BAC

While the BACtrack sensor warms up, you are given the option to guess your BAC, which aims to help you better understand how alcohol affects your body. Your guess will not affect your reading.



STEP 4: BLOW INTO BREATHALYZER

When the screen reads "Blow Now," take a deep breath and blow into your breathalyzer continuously until the circle is completely illuminated. You will be blowing for about five seconds.



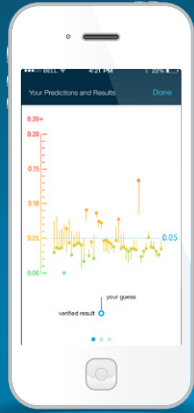
STEP 5: VIEW RESULTS

Once your BACtrack has analyzed your breath sample, it will communicate the reading to your mobile device, and your Blood Alcohol Content (BAC) estimate will be displayed on screen.

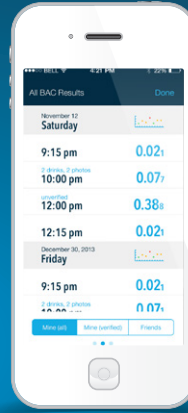
BACtrack Vio Breathalyzer Features



TRACKING GRAPH: Track your BAC and drinking habits over time



The first screen shows your history of predictions and results. Dots indicate a verified result, lines show how far away your guess was.



Swipe to view a list of All BAC Results. Toggle between "Mine (all)", "Mine (Verified*)" and "Friends" readings using the tabs at the bottom.



Swipe once more to view your results on a histogram.



BACTRACK WORLDVIEW: Explore real-time BAC results around the world from other BACtrack users



INFORMATION: Access the User Manual and more information about BACtrack



SETTINGS: Access options for sharing settings and account preferences

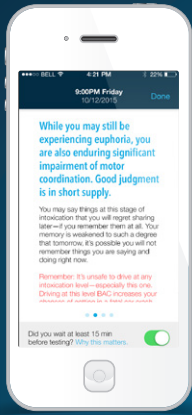
*Verified results are those taken after waiting 15 minutes to test after drinking, eating or smoking

EXPANDED RESULTS SCREEN:




With ZeroLine®, you can view an estimate of when your BAC will return to 0.00% based on your current result.

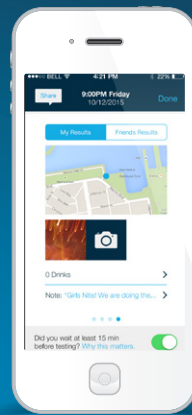
Categorize your BAC result as "verified" by answering whether or not you waited 15 minutes before testing (which affects the accuracy of the reading). Your answer will affect how your BAC result is displayed on the Tracking Graph.



Swipe the screen to view safety information regarding your BAC level and an explanation of how your balance, coordination, and judgment may be affected.



Swipe again to view prior results.



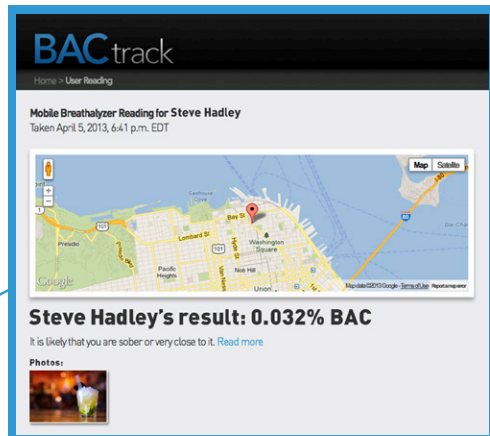
Swipe once more to view a map of your location, where you can:

- Categorize the results as yours or a friend's
- Append photos, notes and drink logs to your BAC results*
- Share your BAC results (and any associated photos or notes) via text message or social media

*Only viewed by you in the Tracking Graph, unless you choose to share them publicly.

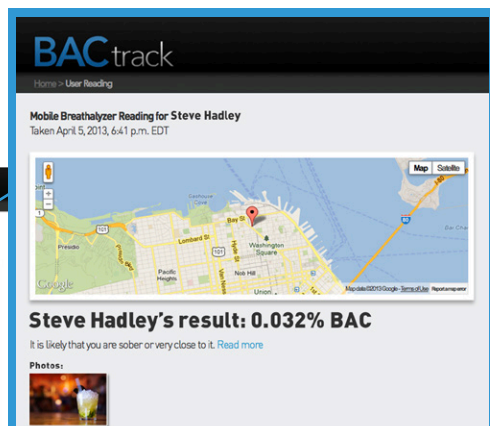
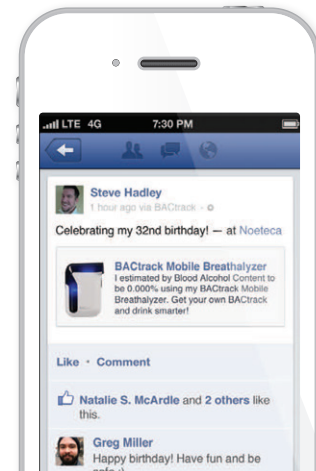
BACtrack Vio Breathalyzer Features: Sharing and Privacy

Your BAC results can be as private or as public as you want them to be. Simple privacy settings put you in control over what data is saved, if any at all.



When a BACtrack Vio user chooses to share results privately via text message, their result appears on a unique BACtrack page with a randomly generated URL. It includes their result, date, time, and location, as well as drink data or photos if they were added to the result.

Results can also be shared publicly on Facebook and Twitter.



If a user is comfortable sharing their results (either publicly or anonymously), they can choose to contribute to the BACtrack WorldView - a live real-time map of BAC results shared by BACtrack Mobile and Vio users. Points on the map link to unique BACtrack results pages for each test taken.