

# Ellipse Meteor 6"

Product Code: V4205AE-FX

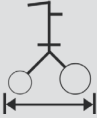


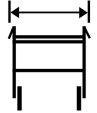

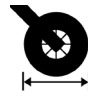
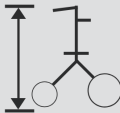
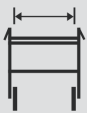
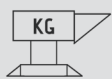
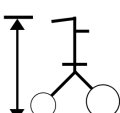
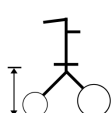
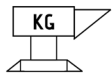
## Features:

- ▶ Soft Touch Brakes
- ▶ Special Low Height PU Seat
- ▶ Fold Down Backrest
- ▶ Long Wearing Finish
- ▶ Basket Included



## ARTG Listing:

- ▶ 186869

Length (cm)		58.7	Folded Width (cm)		23	Front Castor Diameter (cm)		15.2/6"
Width (cm)		61.6	Seat Depth (cm)		30	Rear Castor Diameter (cm)		15.2/6"
Max Height (cm)		93	Seat Width (cm)		30.2	Max Load (kg)		130
Minimum Height (cm)		82	Seat Height from the Ground (cm)		55.9	Net Weight (kg)		6.5