



Stable seating starts from the bottom.  
Literally!

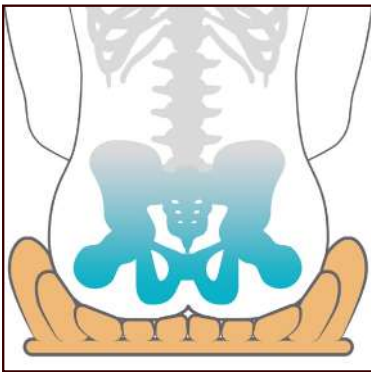


**novis**

Novis is the Australian distributor of Etac Star Cushions.

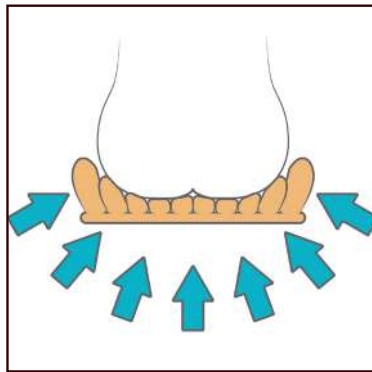
pressure care and patient handling specialists  
novis.com.au / 1300 738 885

# Air cell cushions offer better comfort and positioning, which in turn improves mobility.



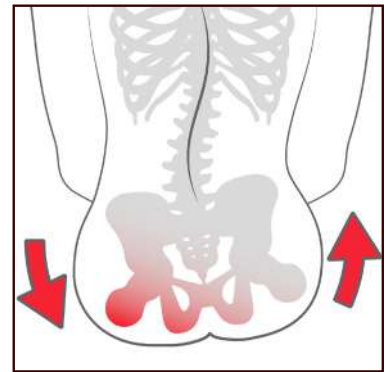
## ADJUSTMENT TO THE BODY.

The air cells allow the user to sink into the cushion, which then adapts its shape optimally to the user's anatomical structure.



## PRESSURE RELIEF AND REDISTRIBUTION.

StarLock can be used to prevent and relieve pressure injuries up to category IV. For users with severe atrophy of the gluteal area, we recommend StarLock with 13 cm cell height.



## CORRECTION OF ASYMMETRIES.

Create a stable sitting position. Thanks to StarLock's unique locking technology, each air cell can be individually locked to achieve optimal precision in correcting the user's sitting posture.

### Proximal Stability Improves Distal Mobility

To achieve optimal control of arm and head movements (distal mobility), it is crucial to have good stability in the pelvis and thighs (proximal stability). This encourages increased mobility – of the arms, head, and pelvis – for daily activities, propulsion and transfer to and from the wheelchair.

### Allows even the most severe pressure injuries to heal

Pressure injuries fall into four categories ranging from category I, non-blanchable skin redness, to category IV, deep wound with full tissue loss, necrosis and/or damage to underlying muscle and bone. (Note that a category I pressure injury should be treated as a wound, not just as skin redness.) StarLock redistributes the pressure evenly over the whole sitting area, which allows even category IV pressure injuries to heal while the user is seated.

### Stable sitting improves mobility

Improvement of mobility is perhaps the most important aspect in helping wheelchair users become more active and improving their quality of life and sitting tolerance over time. This offers many therapeutic and clinical benefits. The user can enjoy a better quality of life, participate in more activities, and feel a greater sense of security due to a stable sitting position, which can be achieved thanks to StarLock's unique locking mechanism.

# Relax in a stable sitting position.

It should be easy to create a stable sitting position. An optimal position is achieved by having an adjustable, stabilising sitting surface. The more a cushion can be adapted to the user, the more proximal stability can be achieved. Once this stability is established, you can work from the pelvis and torso up to the head and down to the lower legs and feet.

## A Star cushion for every need



### STARLOCK

combines excellent pressure distribution with nearly unlimited positioning possibilities to achieve optimal positioning and stability, with individual adjustment of each air cell.

### GALAXY

is divided into a front and back compartment. The cells are uniquely shaped to envelop the user's anatomical structure, which provides excellent stability and pressure relief around the coccyx.

### STABIL-AIR

combines an enveloping air cell cushion with soft foam tubes inside each of the cells. The foam tubes are differentiated in height to follow the body's anatomy and provide increased stability.

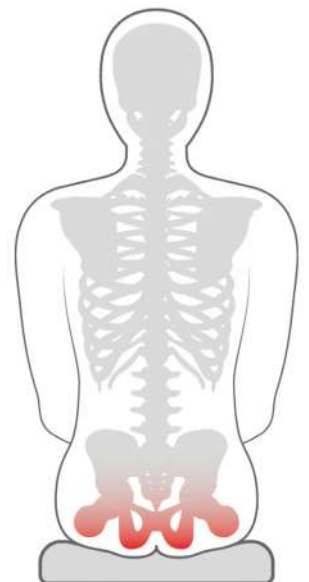
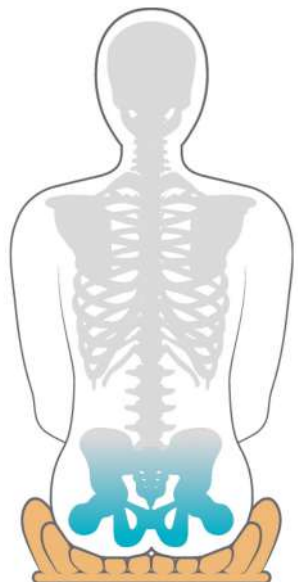
### STANDARD-AIR

is a one compartment air cushion available with cell heights of 5 cm or 10 cm. The perfect cushion for a comfort wheelchair. It helps stimulate movement while achieving optimal pressure distribution.

### EASY TO ADJUST

A StarLock air cell cushion makes it easy to create a stable sitting position. The air pressure is manually checked and adjusted, as with all air cell cushions. After this, the user's sitting position can be corrected and stabilised with StarLock's unique locking mechanism. The system has optimum pressure distribution qualities.

Even with the cells locked, the user can make small movements vital to the body's balance and well-being, which improves sitting tolerance over time. Combined with a wheelchair that supports the pelvis and back, the cushion allows the user to make small, constructive sitting adjustments while maintaining a relaxed, stable position.



# StarLock

The StarLock cushion combines excellent pressure redistribution qualities with nearly unlimited positioning possibilities and stability.



## Air Cell Locking Technology

In air cell cushions the combination of pressure redistributing qualities, positioning and stability have always been a difficult compromise. The StarLock cushion solves all these requirements elegantly.

With its patented Cell Locking technology, the flow between the StarLock air cells can be locked and thus be custom fitted to the user's needs for positioning and stability while keeping its high-pressure redistributing qualities. StarLock cushions provide the highest level of therapeutic prevention and treatment of pressure injuries, for all pressure injury categories, with unique positioning possibilities and stability. StarLock is available in heights of 5, 7.5, 10 and 13 cm. For users with severe atrophy in the gluteal area, we recommend the 13 cm cell height. The StarLock cushion can also easily be used as a one compartment cushion.

StarLock cushions come complete with a fitted cover, hand pump, manual and repair kit.

### User weight

No limits if the correct sized cushion is used for the user.

### Material cushion

High quality latex free gold coloured neoprene. Adaptable and flame resistant.

### Material, cover

Top: 92% Polyester, 8% Spandex Sides: 3mm Black Stretch Spacer  
Bottom: PU anti-slip Flame resistant.

### Incontinence cover

Top & sides: 78% Nylon 22% Spandex covered with a Polyurethane film.  
Bottom: PU anti-slip. Flame resistant.

### Cleaning

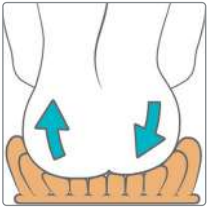
Cushion Cleaning: Hand wash with soap, baking soda, or vinegar. For disinfection, use 70% disinfectant solution.



Cover Cleaning: Machine wash 60° C, no bleach.

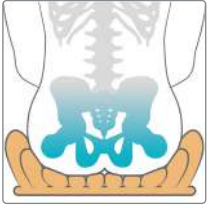


## Features



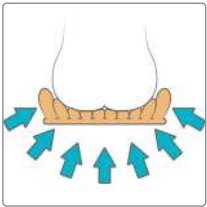
### Corrective Stability

The StarLock air cell locking technology provides maximum stability and combines unique positioning possibilities with excellent pressure redistribution qualities.



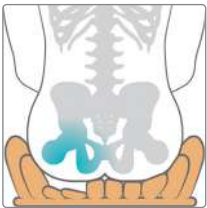
### Immersion and envelopment

The air cell design allows the user to sink into the cushion. Higher cells provide the best envelopment. The StarLock is available in 5, 7.5, 10 and 13 cm cell heights.



### Pressure redistribution

The StarLock cushion has excellent pressure redistribution properties. The air cells adapt to the body structure, minimising tissue deformation. Perfect for prevention and treatment of pressure injuries.



### Pressure free zones

To improve the sitting tolerance when severe pain is an issue, or off-loading is medically prescribed, StarLock technology can create a stable, pressure free zone, with just as good pressure redistribution around the zone.

## Accessory



### Incontinence cover

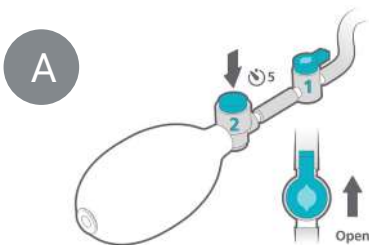
Smooth and 4-way stretch. Breathable.



Right front part has a lower air pressure to provide floor contact. Left thigh and pelvis are well supported.

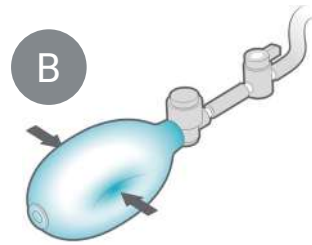
Perfect pressure redistribution and a stable position that facilitates activity.

## How to adjust StarLock Air locking technology



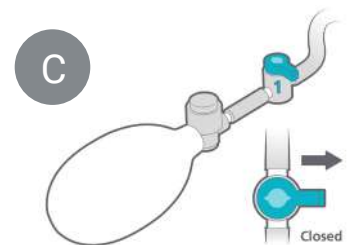
A. Check that lever (1) is turned parallel with the tube (open).

A. Press button (2) for 5 seconds. Position the client in the desired position, keep this position for 10 seconds.



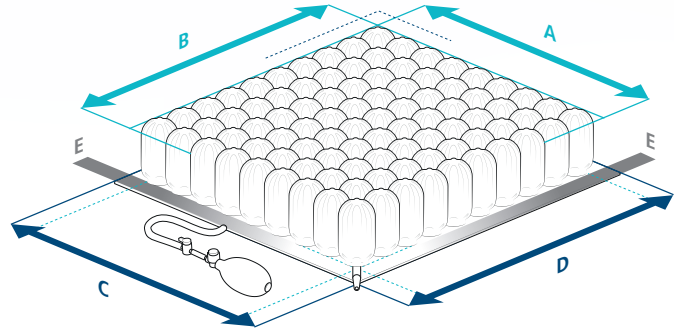
B. Squeeze the bulb approximately 20 times (until there is significant resistance to squeeze further).

C. Turn lever (1) to lock the setting.



# Sizing Guide

StarLock 5, 7.5 & 10 cm cell height



For the complete item number see related product sheet.

Item no. ESSL2, ESSL3 or ESSL4...	Base (C x D) Width x Depth (cm)	Cells (A x B) Width x Depth	Seat Width* (cm)	Seat Depth** (cm)
...0909-1	26 x 26	5 x 5	22 - 25	24 - 27
...0911-1	26 x 30	5 x 6	22 - 25	28 - 31
...0913-1	26 x 34	5 x 7	22 - 25	31 - 35
...1109-1	30 x 26	6 x 5	25 - 30	24 - 27
...1111-1	30 x 30	6 x 6	25 - 30	28 - 31
...1113-1	30 x 34	6 x 7	25 - 30	31 - 35
...1115-1	30 x 39	6 x 8	25 - 30	36 - 40
...1309-1	34 x 26	7 x 5	30 - 35	24 - 27
...1311-1	34 x 30	7 x 6	30 - 35	28 - 31
...1313-1	34 x 34	7 x 7	30 - 35	31 - 35
...1315-1	34 x 39	7 x 8	30 - 35	36 - 40
...1317-1	34 x 44	7 x 9	30 - 35	40 - 45
...1511-1	39 x 30	8 x 6	35 - 40	28 - 31
...1513-1	39 x 34	8 x 7	35 - 40	31 - 35
...1515-1	39 x 39	8 x 8	35 - 40	36 - 40
...1517-1	39 x 44	8 x 9	35 - 40	40 - 45
...1519-1	39 x 49	8 x 10	35 - 40	45 - 50
...1521-1	39 x 53	8 x 11	35 - 40	50 - 55
...1713-1	44 x 34	9 x 7	40 - 44	31 - 35
...1715-1	44 x 39	9 x 8	40 - 44	36 - 40
...1717-1	44 x 44	9 x 9	40 - 44	40 - 45
...1719-1	44 x 49	9 x 10	40 - 44	45 - 50
...1721-1	44 x 53	9 x 11	40 - 44	50 - 55
...1915-1	49 x 39	10 x 8	44 - 49	36 - 40
...1917-1	49 x 44	10 x 9	44 - 49	40 - 45
...1919-1	49 x 49	10 x 10	44 - 49	45 - 50
...1921-1	49 x 53	10 x 11	44 - 49	50 - 55
...2115-1	53 x 39	11 x 8	49 - 54	36 - 40
...2117-1	53 x 44	11 x 9	49 - 54	40 - 45
...2119-1	53 x 49	11 x 10	49 - 54	45 - 50
...2121-1	53 x 53	11 x 11	49 - 54	50 - 55

StarLock cushions with a cell height of 5, 7.5 & 10 cm have a cell diameter of 5 cm.

The base is approximately 2 cm wider on all sides (E), than the measurement from outer cell to outer cell (A and B)

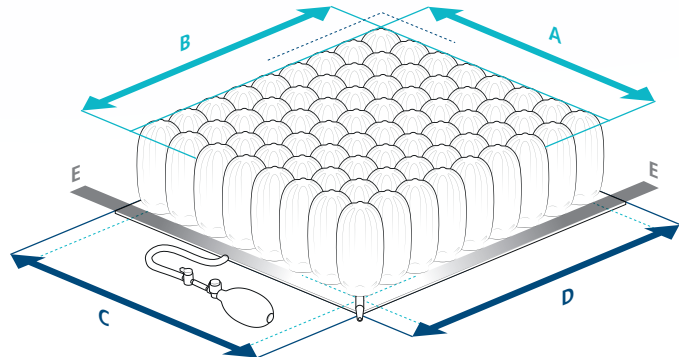
The cushion base measurements (C x D) are indicated in all documentation.

**\*Seat width:** If placed on a wheelchair, the cushion base edges (E) may fold upwards. One cushion size fit to a seat width range of 3-5 cm.

**\*\*Seat depth:** The seat depth is measured at the middle of the seat, from the front edge to the back upholstery. The measurement should be taken when the back upholstery is adjusted correctly. Place the cushion as far back on the seat as possible.

# Sizing Guide

StarLock 13 cm cell height



...For the complete item number, see related product sheet.

Item no. ESSLS...	Base (C x D) Width x Depth (cm)	Cells (A x B) Width x Depth	Seat Width* (cm)	Seat Depth** (cm)
...1010-1	26 x 26	4 x 4	22 - 26	24 - 27
...1012-1	26 x 30	4 x 5	22 - 26	28 - 32
...1014-1	26 x 36	4 x 6	22 - 26	33 - 38
...1210-1	30 x 26	5 x 4	26 - 31	24 - 27
...1212-1	30 x 30	5 x 5	26 - 31	28 - 32
...1214-1	30 x 36	5 x 6	26 - 31	33 - 38
...1216-1	30 x 41	5 x 7	26 - 31	39 - 43
...1410-1	36 x 26	6 x 4	32 - 37	24 - 27
...1412-1	36 x 30	6 x 5	32 - 37	28 - 32
...1414-1	36 x 36	6 x 6	32 - 37	33 - 38
...1416-1	36 x 41	6 x 7	32 - 37	39 - 43
...1418-1	36 x 46	6 x 8	32 - 37	44 - 48
...1612-1	41 x 30	7 x 5	37 - 42	28 - 32
...1614-1	41 x 36	7 x 6	37 - 42	33 - 38
...1616-1	41 x 41	7 x 7	37 - 42	39 - 43
...1618-1	41 x 46	7 x 8	37 - 42	44 - 48
...1620-1	41 x 51	7 x 9	37 - 42	49 - 53
...1622-1	41 x 56	7 x 10	37 - 42	54 - 58
...1814-1	46 x 36	8 x 6	43 - 48	33 - 38
...1816-1	46 x 41	8 x 7	43 - 48	39 - 43
...1818-1	46 x 46	8 x 8	43 - 48	44 - 48
...1820-1	46 x 51	8 x 9	43 - 48	49 - 53
...1822-1	46 x 56	8 x 10	43 - 48	54 - 58
...2016-1	51 x 41	9 x 7	48 - 53	39 - 43
...2018-1	51 x 46	9 x 8	48 - 53	44 - 48
...2020-1	51 x 51	9 x 9	48 - 53	49 - 53
...2022-1	51 x 56	9 x 10	48 - 53	54 - 58
...2216-1	56 x 41	10 x 7	53 - 58	39 - 43
...2218-1	56 x 46	10 x 8	53 - 58	44 - 48
...2220-1	56 x 51	10 x 9	53 - 58	49 - 53
...2222-1	56 x 56	10 x 10	53 - 58	54 - 58

StarLock cushions with a cell height of 13 cm have a cell diameter of 6 cm.

The base is approximately 2 cm wider on all sides (E), than the measurement from outer cell to outer cell (A and B).

The cushion base measurements (C x D) are indicated in all documentation.

**\*Seat width:** If placed on a wheelchair, the cushion base edges (E) may fold upwards. One cushion size fit to a seat width range of 3-5 cm.

**\*\*Seat depth:** The seat depth is measured at the middle of the seat, from the front edge to the back upholstery. The measurement should be taken when the back upholstery is adjusted correctly. Place the cushion as far back on the seat as possible.

# Star Galaxy

The Galaxy cushion combines multi-cellular air technology with a patented, contoured design, which supports specific areas and fits the anatomical form.



## Unique shaped cells

The Galaxy cushion has unique anatomically shaped cells that provides immediate immersion and envelops around the user's body structure. The Galaxy cushion is also divided into two separate compartments, one at the front and one at the back, to enhance the pressure redistributing qualities.

Star Galaxy cushions come complete with a fitted cover, hand pump, manual and repair kit.

### User weight

No limits if the correct sized cushion is used for the user.

### Material cushion

High quality latex free gold coloured neoprene. Adaptable and flame resistant.

### Material, cover

Top: 92% Polyester, 8% Spandex Sides: 3mm Black Stretch Spacer Bottom: PU anti-slip Flame resistant.

### Incontinence cover

Top & sides: 78% Nylon 22% Spandex covered with a Polyurethane film. Bottom: PU anti-slip. Flame resistant.

### Cleaning

Cushion Cleaning: Hand wash with soap, baking soda, or vinegar. For disinfection, use 70% disinfectant solution.

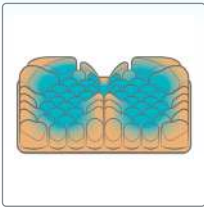


Cover Cleaning: Machine wash 60° C, no bleach.



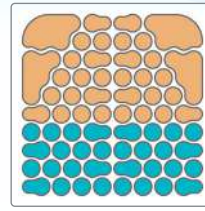


## Features



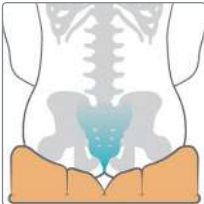
### Immediate stability

Galaxy pre-contoured air cells ensure immediate stability. The large rear cells provide a sturdy support for users with gluteal muscle atrophy.



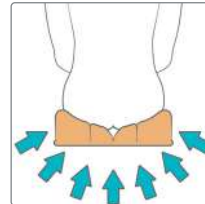
### Two compartments Adjustable front to back

Adjusting the air to lower the pressure under the ischial tuberosities, while keeping a higher pressure at the front under the thighs, will maximize the stability and help facilitate side transfer.



### Pressure free coccyx

Galaxy middle rear air cells are designed to offload the coccyx. Perfect for pain sensitive users who want to improve their sitting tolerance.

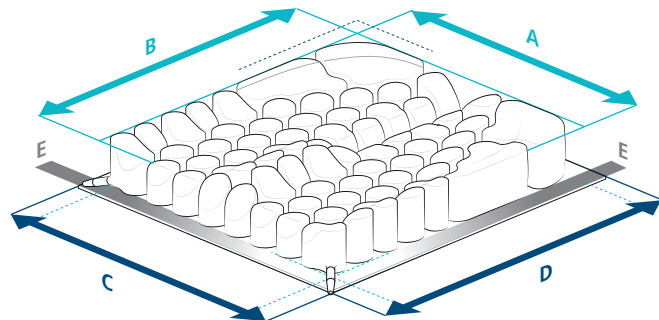


### Immersion and envelopment

The air cells are pre-contoured for a symmetrical position that envelops the body structure. This reduces the risk of tissue deformation and provides very good pressure redistribution properties. Perfect for prevention and care of pressure injuries.

## Sizing Guide

### Star Galaxy cell height



...For the complete item number, see related product sheet.

Item no. ESGX...	Base (C x D) Width x Depth (cm)	Seat Width* (cm)	Seat Depth** (cm)
...1414-2F	36 x 36	32 - 36	33 - 37
...1416-2F	36 x 41	32 - 36	38 - 42
...1614-2F	41 x 36	37 - 41	33 - 37
...1616-2F	41 x 41	37 - 41	38 - 42
...1618-2F	41 x 46	37 - 41	43 - 47
...1816-2F	46 x 41	42 - 46	38 - 42
...1818-2F	46 x 46	42 - 46	43 - 47
...1820-2F	46 x 51	42 - 46	48 - 52
...2016-2F	51 x 41	47 - 51	38 - 42
...2018-2F	51 x 46	47 - 51	43 - 47
...2020-2F	51 x 51	47 - 51	48 - 52

Galaxy's large rear cells provide excellent support for users with gluteal muscle atrophy.

The base is approximately 2 cm wider on all sides (E), than the measurement from outer cell to outer cell (A and B)

The cushion base measurements (C x D) are indicated in all documentation.

**\*Seat width:** If placed on a wheelchair the cushion base edges (E) may fold upwards. One cushion size fit to a seat width range of 3-5 cm.

**\*\*Seat depth:** The seat depth is measured at the middle of the seat, from the front edge to the back upholstery. The measurement should be taken when the back upholstery is adjusted correctly. Place the cushion as far back on the seat as possible.

# Star Stabil-Air

The Stabil-Air cushion is the perfect blend of multi air cell cushion with soft foam cylinders within each air cell.



## The new generation air cell cushion

Each Stabil-Air cushion has soft foam cylinders within each air cell. The cylinders on the outside are higher, while those under the buttocks, coccyx and legs are lower, creating an anatomically shaped secondary layer of skin protection. This increases the stability and eases transfer to and from the cushion. The Stabil-Air cushion has one chamber which is easy to use and provides stability.

Star Stabil-Air cushions come complete with a fitted cover, hand pump, manual and repair kit.

### User weight

No limits as long as the correct sized cushion is used for the user.

### Material cushion

High quality latex free gold coloured neoprene. Adaptable and flame resistant.

### Material, cover

Top: 92% Polyester, 8% Spandex Sides: 3mm Black Stretch Spacer  
Bottom: PU anti-slip. Flame resistant.

### Incontinence cover

Top & sides: 78% Nylon 22% Spandex covered with a Polyurethane film.  
Flame resistant. Bottom: PU anti-slip.

### Cleaning

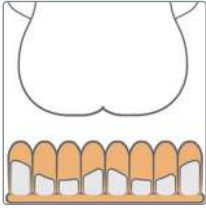
Cushion Cleaning: Hand wash with soap, baking soda, or vinegar. For disinfection, use 70% disinfectant solution.



Cover Cleaning: Machine wash 60° C, no bleach.



## Features



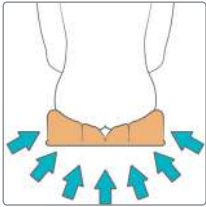
### Single compartment with concealed stability

The Stabil-Air cushion has a soft foam cylinder within each air cell. They are anatomically contoured and add exceptional stability to a single compartment air cell cushion.



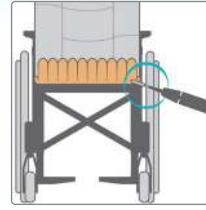
### Immersion and envelopment

The soft foam cylinders contain a considerable amount of air and allow the user to immerse into the cushion to obtain the best envelopment. The Stabil-Air is available in 7.5 & 10 cm cell height.



### Pressure redistribution

The air cell formability ensures very good pressure redistribution properties. They adapt to the body structure and minimize the risk of tissue deformation. Perfect for prevention and care of pressure injuries.



### Easy Handling

One compartment entails only one valve adjustment. The Stabil-Air cushion offers an ideal combination of easy handling and stability, which can improve sitting tolerance over time.

## Accessory



### Incontinence cover

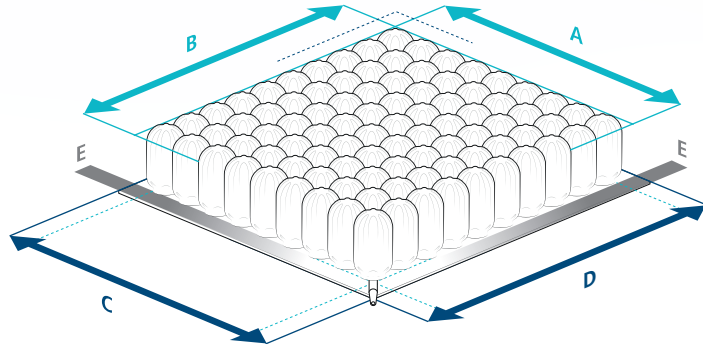
Smooth and 4-way stretch Breathable.



- Each cell has an inbuilt soft foam cylinder
- All air cells are 7.5 cm or 10 cm high
- The height of the foam cylinders creates an anatomically shaped design with higher cylinders at the lateral sides.
- Stabil-Air is the new generation one-chamber cushion.

# Sizing Guide

Stabil-Air - 7.5 & 10 cm cell height



...For the complete item number, see related product sheet.

Item no. ESSA3 OR ESSA4	Base (C x D) Width x Depth (cm)	Cells (A x B) Width x Depth	Seat width* (cm)	Seat Depth** (cm)
...0909-1	26 x 26	5 x 5	22 - 25	24 - 27
...0911-1	26 x 30	5 x 6	22 - 25	28 - 31
...0913-1	26 x 34	5 x 7	22 - 25	31 - 35
...1109-1	30 x 26	6 x 5	25 - 30	24 - 27
...1111-1	30 x 30	6 x 6	25 - 30	28 - 31
...1113-1	30 x 34	6 x 7	25 - 30	31 - 35
...1115-1	30 x 39	6 x 8	25 - 30	36 - 40
...1309-1	34 x 26	7 x 5	30 - 35	24 - 27
...1311-1	34 x 30	7 x 6	30 - 35	28 - 31
...1313-1	34 x 34	7 x 7	30 - 35	31 - 35
...1315-1	34 x 39	7 x 8	30 - 35	36 - 40
...1317-1	34 x 44	7 x 9	30 - 35	40 - 45
...1511-1	39 x 30	8 x 6	35 - 40	28 - 31
...1513-1	39 x 34	8 x 7	35 - 40	31 - 35
...1515-1	39 x 39	8 x 8	35 - 40	36 - 40
...1517-1	39 x 44	8 x 9	35 - 40	40 - 45
...1519-1	39 x 49	8 x 10	35 - 40	45 - 50
...1521-1	39 x 53	8 x 11	35 - 40	50 - 55
...1713-1	44 x 34	9 x 7	40 - 44	31 - 35
...1715-1	44 x 39	9 x 8	40 - 44	36 - 40
...1717-1	44 x 44	9 x 9	40 - 44	40 - 45
...1719-1	44 x 49	9 x 10	40 - 44	45 - 50
...1721-1	44 x 53	9 x 11	40 - 44	50 - 55
...1915-1	49 x 39	10 x 8	44 - 49	36 - 40
...1917-1	49 x 44	10 x 9	44 - 49	40 - 45
...1919-1	49 x 49	10 x 10	44 - 49	45 - 50
...1921-1	49 x 53	10 x 11	44 - 49	50 - 55
...2115-1	53 x 39	11 x 8	49 - 54	36 - 40
...2117-1	53 x 44	11 x 9	49 - 54	40 - 45
...2119-1	53 x 49	11 x 10	49 - 54	45 - 50
...2121-1	53 x 53	11 x 11	49 - 54	50 - 55

Stabil-Air cushions with a cell height of 7,5 & 10 cm have a cell diameter of 5 cm.

The base is approximately 2 cm wider on all sides (E), than the measurement from outer cell to outer cell (A and B)

The cushion base measurements (C x D) are indicated in all documentation.

**\*Seat width:** If placed on a wheelchair, the cushion base edges (E) may fold upwards. One cushion size fit to a seat width range of 3-5 cm.

**\*\*Seat depth:** The seat depth is measured at the middle of the seat, from the front edge to the back upholstery. The measurement should be taken when the back upholstery is adjusted correctly. Place the cushion as far back on the seat as possible.

# Star Standard Air

Single chamber air cell cushion with excellent pressure redistribution qualities.

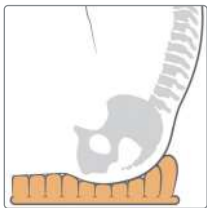


## High levels of immersion with excellent envelopment

Pressure redistribution is at its best with the enveloping qualities of the single chamber Standard Air cushion series. The flexibility of the neoprene allows the cells to shape around the buttocks, keeping cell deformation to a very low level. Standard Air is available in two different heights: 5 and 10cm. The higher the cells, the better pressure redistribution qualities.

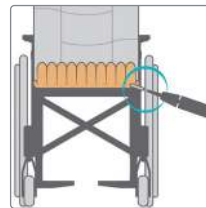
Star Standard Air cushions come complete with a fitted cover, hand pump, manual and repair kit.

## Features



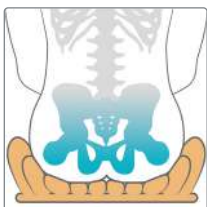
### One compartment with dynamic stability

The air cells adapt to the body structure and follow the user's smallest movement without compressing the tissue. This can aid blood circulation. Perfect for users with low activity level.



### Easy handling

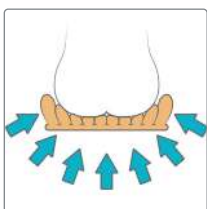
One compartment entails only one valve adjustment. The Standard Air Cushion is an ideal combination of easy handling and dynamic stability, which may improve sitting tolerance over time.



### Immersion and envelopment

The air cells allow the user to immerse into the cushion and obtain the best envelopment. The higher the cells, the more immersion.

The Standard Air is available in 5 and 10 cm cell heights.



### Pressure redistribution

Standard Air has excellent pressure redistribution properties. The air cells adapt to the body structure and reduce the risk of tissue deformation. Perfect for prevention and care of pressure injuries.

## Accessory



### Incontinence cover

Smooth and 4-way stretch. Breathable.

### User weight

No limits if the correct sized cushion is used for the user.

### Material cushion

High quality latex free gold coloured neoprene. Adaptable and flame resistant.

### Material, cover

Top: 92% Polyester, 8% Spandex Sides: 3mm Black Stretch Spacer. Bottom: PU anti-slip Flame resistant.

### Incontinence cover

Top & sides: 78% Nylon 22% Spandex covered with a Polyurethane film. Flame resistant. Bottom: PU anti-slip.

### Cleaning

Cushion Cleaning: Hand wash with soap, baking soda, or vinegar. For disinfection, use 70% disinfectant solution.



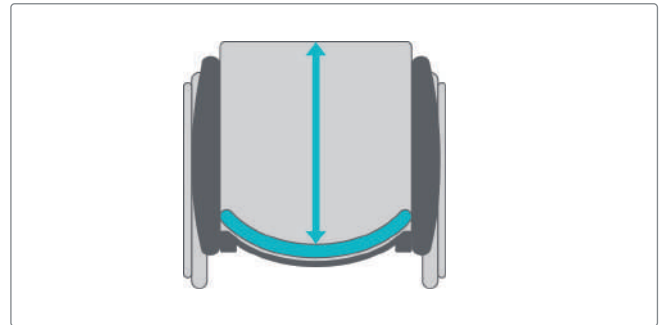
Cover Cleaning: Machine wash 60° C, no bleach.



## How and why?

### Why choose a Star air cell cushion?

- Star cushions provide the highest level of therapeutic prevention and treatment of pressure injuries for all pressure injury categories.
- The higher the cells, the better performance
- Star cushions are renowned for their stability and positioning qualities.
- Star cushions improve the user's sitting tolerance over time.

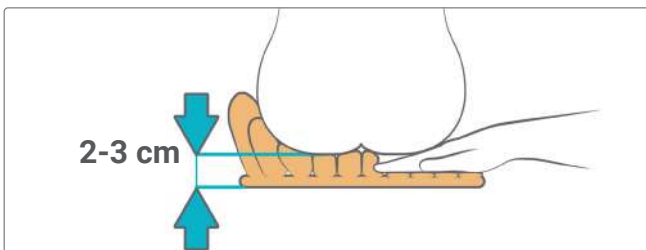


### How to choose size

Width: If the seat size does not exactly match the wheelchair width, we recommend a cushion one size bigger, rather than one size smaller.

Depth: On a wheelchair with tension adjustable back upholstery, be sure to measure the seat depth correctly.

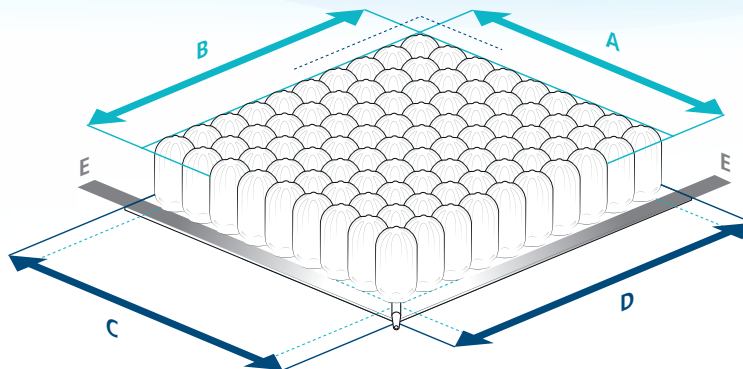
## How to adjust the air pressure



- Inflate the cushion by turning the silver valve tip counterclockwise and using the black hand pump to inflate.
- Position the user on the cushion.
- Immerse the user by turning the silver valve tip clockwise to let air out of the cushion.
- Hand check, 2–3 cm distance between the cushion bottom and the user's buttocks.
- With asymmetry, always check the lowest side first.
- If necessary, more air can be inflated with the user positioned on the cushion.
- With higher cells, the user will immerse deeper into the cushion and the pressure redistribution increase.

# Sizing Guide

Standard Air 5 & 10 cm cell height



...For the complete item number, see related product sheet.

Item no. ESSCS and ESSC...	Base (C x D) Width x Depth (cm)	Cells (A x B) Width x Depth	Seat Width* (cm)	Seat Depth** (cm)
...0909-1	26 x 26	5 x 5	22 - 25	24 - 27
...0911-1	26 x 30	5 x 6	22 - 25	28 - 31
...0913-1	26 x 34	5 x 7	22 - 25	31 - 35
...1109-1	30 x 26	6 x 5	25 - 30	24 - 27
...1111-1	30 x 30	6 x 6	25 - 30	28 - 31
...1113-1	30 x 34	6 x 7	25 - 30	31 - 35
...1115-1	30 x 39	6 x 8	25 - 30	36 - 40
...1309-1	34 x 26	7 x 5	30 - 35	24 - 27
...1311-1	34 x 30	7 x 6	30 - 35	28 - 31
...1313-1	34 x 34	7 x 7	30 - 35	31 - 35
...1315-1	34 x 39	7 x 8	30 - 35	36 - 40
...1317-1	34 x 44	7 x 9	30 - 35	40 - 45
...1511-1	39 x 30	8 x 6	35 - 40	28 - 31
...1513-1	39 x 34	8 x 7	35 - 40	31 - 35
...1515-1	39 x 39	8 x 8	35 - 40	36 - 40
...1517-1	39 x 44	8 x 9	35 - 40	40 - 45
...1519-1	39 x 49	8 x 10	35 - 40	45 - 50
...1521-1	39 x 53	8 x 11	35 - 40	50 - 55
...1713-1	44 x 34	9 x 7	40 - 44	31 - 35
...1715-1	44 x 39	9 x 8	40 - 44	36 - 40
...1717-1	44 x 44	9 x 9	40 - 44	40 - 45
...1719-1	44 x 49	9 x 10	40 - 44	45 - 50
...1721-1	44 x 53	9 x 11	40 - 44	50 - 55
...1915-1	49 x 39	10 x 8	44 - 49	36 - 40
...1917-1	49 x 44	10 x 9	44 - 49	40 - 45
...1919-1	49 x 49	10 x 10	44 - 49	45 - 50
...1921-1	49 x 53	10 x 11	44 - 49	50 - 55
...2115-1	53 x 39	11 x 8	49 - 54	36 - 40
...2117-1	53 x 44	11 x 9	49 - 54	40 - 45
...2119-1	53 x 49	11 x 10	49 - 54	45 - 50
...2121-1	53 x 53	11 x 11	49 - 54	50 - 55

Standard Air cushions with a cell height of 5 & 10 cm have a cell diameter of 5 cm.

The base is approximately 2 cm wider on all sides (E), than the measurement from outer cell to outer cell (A and B)

The cushion base measurements (C x D) are indicated in all documentation.

\*Seat width: If placed on a wheelchair, the cushion base edges (E) may fold upwards. One cushion size fit to a seat width range of 3-5 cm.

\*\*Seat depth: The seat depth is measured at the middle of the seat, from the front edge to the back upholstery. The measurement should be taken when the back upholstery is adjusted correctly. Place the cushion as far back on the seat as possible.



**NOVIS**

Proud distributor of Star products in Australia

 **STAR**  
by Etac



1300 738 885



Unit 12, 12 Mars Road,  
Lane Cove West, NSW 2066



[novis@novis.com.au](mailto:novis@novis.com.au)