

# XLella Bariatric Seating



**spex**

**XLELLA**

SCRIPTING AND ORDERING GUIDE

# XLella Cushion

## PACKAGE INCLUDES:

1. Outer Cover
2. Incontinence Cover
3. Cushion Foam Unit
4. Positioning Pad Kit (Spex Classic Cushions only)



## 3. SELECT COLOUR

Your colour selection applies to any extra covers ordered



## 1. SELECT XLELLA CUSHION STYLE

Vigour

Standard Contour



1103-WWDD-OSC

Spex Classic

Standard Contour

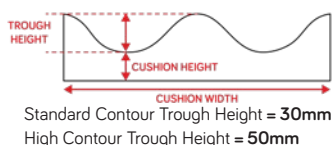


1105-WWDD-OSC

Spex Classic  
High Contour



1105-WWDD-OHC



## 4. SELECT ACCESSORIES

### ✓ ACCESSORY

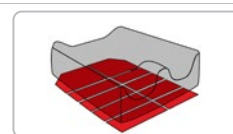
### IMAGE

- Extra Outer Cover (A)  
Vigour Std: 1123-WWDD-6SC  
Classic Std: 1125-WWDD-6SC  
Classic High: 1125-WWDD-6HC  
(insert width & depth as relevant)

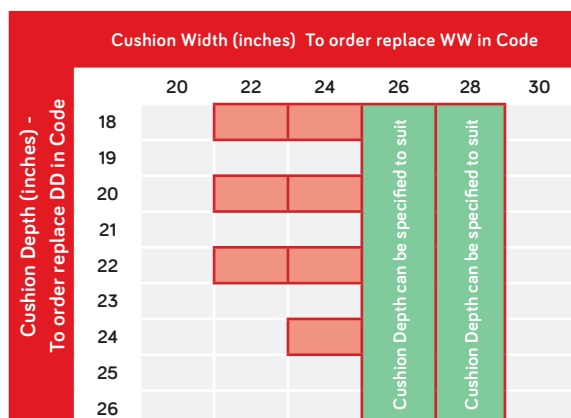


- Extra Incontinence Cover (B)  
Vigour Std: 1133-WWDD-7SC  
Classic Std: 1135-WWDD-7SC  
Classic High: 1135-WWDD-7HC  
(insert width & depth as relevant)

- Extra Positioning Kit  
(Spex Classic Cushions only)  
1111-0273-000



## 2. SELECT SIZING



XLella Cushion Size Available

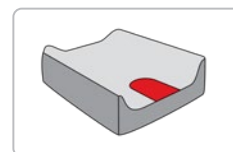
XLella Cushion Size Made To Order

## 5. CUSTOMISE

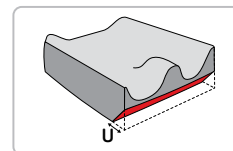
### ✓ CUSTOMISATION

### IMAGE

- Remove Medial Thigh Contouring  
1111-0335-000  
Achieve flat front surface without any contouring. Ideal relief for excess tissue and to facilitate easy transfers.



- Front Surface Cut-Back  
U = \_\_\_\_\_  
1111-0281-000  
Sloping front for users with excess tissue or to provide relief when transferring and/or foot propelling.



# XLella Back Support

## 1. SELECT XLELLA STYLE

XLella, Vigour Padding



1258-WWHH-00H

XLella, Classic Padding



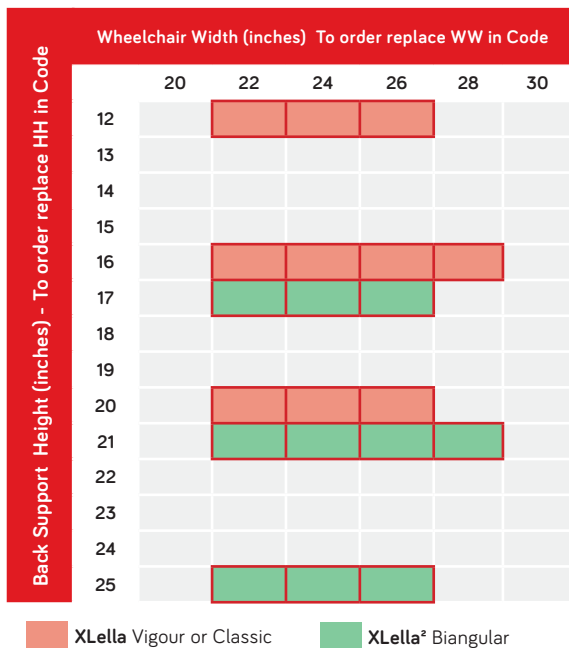
1258-WWHH-OSS

XLella<sup>2</sup>, Biangular



1258-WWHH-200

## 2. SELECT SIZING



## 3. SELECT COLOUR

Your colour selection applies to any extra covers ordered

<b>Black</b> (default)	<b>Chilli</b> -022	<b>Mango</b> -030
<b>Bumblebee</b> -044	<b>Calypso</b> -028	<b>Royal</b> -077
<b>Ocean</b> -060	<b>Leaf</b> -054	<b>Granite</b> -090

## 4. SELECT HARDWARE - FOR XLELLA

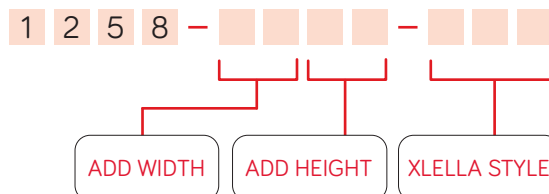
✓ ITEM	IMAGE
<input type="radio"/> Fixed Bariatric Hardware (default) 1259-2500-100	
<input type="radio"/> Quick-Release Bariatric Hardware 1259-2505-100	

## 5. SELECT UPGRADES & ACCESSORIES

✓ ITEM	IMAGE
<input type="radio"/> Cover Extension 22" 1258-2200-500 24" 1258-2400-500 26" 1258-2600-500 28" 1258-2800-500	
<input type="radio"/> Reinforcement Plate for Lateral Supports (forceful side leaning or users over 100kg) 1266-2450-100	
<input type="radio"/> Back support lumber pad and lateral stability wedges 1209-2713-300	
<input type="radio"/> Asymmetric narrow contour wedge (200mm x 100mm x 40mm) 1209-2722-300	
<input type="radio"/> Asymmetric bi-angular contour wedge (200mm x 100mm x 40mm) 1209-2723-300	
<input type="radio"/> Asymmetric contour kit 1209-2720-300	
<input type="radio"/> Extra Outer Cover (A)	
<input type="radio"/> Incontinence Cover (B)	
<input type="radio"/> Heavy-Duty kit for Stylo Head Support 1274-0000-HDK	

## 6. BUILD CODE

REFER TO THE XLELLA BACK SUPPORT CODES ABOVE





# spex

Spex Ltd

32 Detroit Drive  
Rolleston 7675  
New Zealand

+64 3 307 9790

[solutions@spexseating.com](mailto:solutions@spexseating.com)

[www.spexseating.com](http://www.spexseating.com)



DISTRIBUTED BY:

Script: XLella20220228