



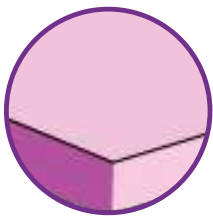
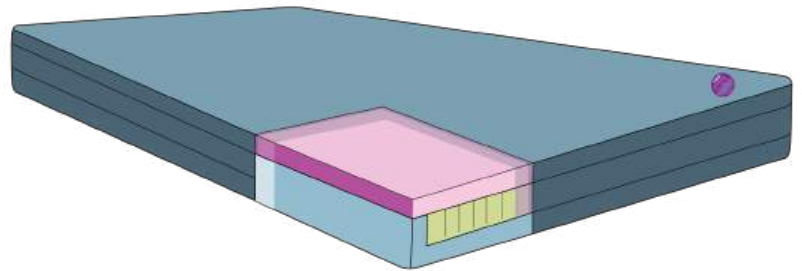
## ICARE MATTRESSES & OVERLAYS

# M3 MEDICAL MATTRESS

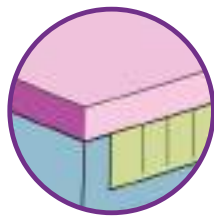
The M3 has an unparalleled user comfort rating which is a crucial factor and often overlooked when. The full ActiveFloat™ layer provides edge to edge support for users eliminating ridges and increasing pressure redistribution area.

## SPECIFICATIONS


<b>Feel Rating</b>	Plush
<b>Mattress Height</b>	200mm
<b>Risk Category</b>	High Risk
<b>User Weight</b>	30kg - 215kg
<b>Warranty</b>	5 Year Warranty



**ACTIVEFLOAT™ LAYER**  
Our latest technology is an extremely elastic and highly breathable material designed to move in every direction even after full compression. This not only reduces shear in every direction but greatly increases user comfort.



**THREE LAYER CONSTRUCTION**  
One piece U shape firm XP Support Foam base and side wall support with medium feel lateral castellated foam inlay. Designed especially to reduce roll-out risk and bed falls.



**EDGE TO EDGE**  
The full ActiveFloat™ layer provides edge to edge support for users eliminating ridges and increasing pressure redistribution area.



**SLIDESKIN™ ANTI-SHEAR**  
The unique composition of SlideSkin™ technology reduces shear with a second membrane. This enables the cover to move or slide with the users movements.



**ZEROTEC COVER**  
Zerotec fabric is a medical barrier fabric that has high elasticity in every direction which reduces shear on pressure redistribution surfaces. It is waterproof and wipeable but has microporous breathable properties. This cover has welded seams and waterfall flaps for fluid control.

## BED CODES & SIZES

<b>LONG SINGLE</b>	ICM3LS	2030 x 900mm
<b>KING SINGLE</b>	ICM3KS	2030 x 1070mm
<b>LONG DOUBLE</b>	ICM3D	2030 x 1350mm
<b>QUEEN</b>	ICM3Q	2030 x 1520mm
<b>SPLIT QUEEN</b>	ICM3SQ	2030 x 760mm (per side)

## CARE & CLEANING

- No turn design reducing manual handling
- Anticrease XP base to allow easy contour for any profiling bed
- Medical Cover BS7175: Crib 5
- Waterlow ≤20
- To launder the cover in a washing machine, set the main wash to a minimum of 65°C for no less than 10 minutes. The cover can be tumble dried on low heat and the temperature must not exceed 60°C. The foam can be autoclaved at 134°C.

## PRESSURE CARE

**Risk Category** High

This rating is based on our average peak pressure of <20mmHg.

icare risk category ratings are based on average peak pressure, Therapist recommendation, case studies, industry comparison and the Waterlow scale. For more information refer to the icare pressure care manual.

# ACTIVEFLOAT™ OVERLAY

The Icare ActiveFloat™ Overlay is the latest technology is an extremely elastic and highly breathable material designed to reduce shear and offer pressure relief.



SlideSkin™ reduces shear enables the cover to move or slide with the user movements.



ActiveFloat™ reduces shear in every direction even after full compression.


## SPECIFICATIONS

<b>Feel Rating</b>	Soft
<b>Mattress Height</b>	50mm
<b>Risk Category</b>	High Risk
<b>User Weight</b>	30kg - 215kg
<b>Warranty</b>	5 Year Warranty



### PRESSURE REDISTRIBUTION

The overlay combines the features the new ActiveFloat™ foam which reduces shear whilst remaining fully pliant under maximum compression. This provides a product that is responsive to temperature around inflamed areas and will become softer as it becomes warmer. So around a pressure point it will always soften and allow the blood to circulate freely.



### VENTILATED SIDE FABRIC

Vant fabric is a three-dimensional polypropylene material that has high air permeability and is anti-bacterial. We use this on the side wall of this overlay cover to greatly increase air movement.



### MEDICAL COVER

Zerotec fabric is a medical barrier fabric that's has high elasticity in every direction which reduces shear on pressure redistribution surfaces. It is waterproof and wipeable but has microporous breathable properties.

## BED CODES & SIZES

<b>SINGLE</b>	ICOFS	1900 x 900mm
<b>LONG SINGLE</b>	ICOFLS	2030 x 900mm
<b>KING SINGLE</b>	ICOFKS	2030 x 1070mm
<b>LONG DOUBLE</b>	ICOFD	2030 x 1350mm
<b>QUEEN</b>	ICOFQ	2030 x 1520mm

## PRESSURE CARE

**Risk Category** High

This rating is based on our average peak pressure of <15mmHg.

Icare risk category ratings are based on average peak pressure, Therapist recommendation, case studies, industry comparison and the Waterlow scale. For more information refer to the Icare pressure care manual.