

Ocean Ergo



MODULAR PERSONAL CARE SOLUTIONS
SAFE | INDEPENDENT | ERGONOMIC



Yes, you can.®

AQUATEC®



Customer insight-led design to enhance independence, safety and flexibility.

Personal care is highly private activity and is an important part of a person's life and wellbeing.

The Aquatec Ocean Ergo Family of shower chair commodes have been designed with user comfort, independence and dignity in mind. Based on the well established Aquatec Ocean range, the Ocean Ergo family comes packed with a range of new features, designed to make personal care activities easier for both the user and carer.

Safety, independence and dignity

A newly contoured seat surface has been developed to encourage a more upright and stable seating position, promoting user independence and overall comfort. Enhanced stability at the front of the base allows for a smaller footprint and offers users added safety and reassurance when seated in the chair. Furthermore, the optimised wheelbase makes it even easier for a carer to manoeuvre the chair in small spaces as well as allowing for a better fit over standard toilets for independent toileting.

Modular and flexible design

The modular design of the Ocean Ergo family means that the chairs can be adapted to suit a wide range of user needs by making some simple adjustments, or by adding some of our easy to fit, off-the-shelf accessories.



Tilt in space models

Ocean Ergo VIP and Ocean Ergo Dual VIP both have a -5° - 40° seat tilt angle with a smart weight shift mechanism that ensures optimal stability on a small footprint, whilst the Ocean Dual VIP has an additional backrest recline of 5° - 35°





Features

GREATER ADAPTABILITY

With an increased height adjustment range on the footrests and armrests.

COMPACT AND EASY TO HANDLE

Optimised wheel base makes it easy to manoeuvre in small spaces.

INNOVATIVE ERGONOMIC SEAT

Insight-led design encourages a more upright seating position for enhanced independence and comfort.

OTHER features include:

- Stable, stainless steel frame
- Machine washable, tension adjustable back with quick-release buckles
- Easy disassembly for transportation and storage

EXTREMELY STABLE

Enhanced stability at the front for additional safety and reassurance.



Highly configurable



Positioning



Safety

Available with a extensive range of positioning, safety, toileting and seating accessories that can be used to support a wide range of conditions and postural needs.

See pages 5 and 6 for full range of accessories.



Toileting



Seating and Backrests



Yes, you can.®

Introducing the **Ocean Ergo** family

From a standard transit model, through to tilt and recline, meet the flexible range of shower chairs that offer personal care solutions for a wide range of physical conditions.



Ocean 24" Ergo XL

An entry level, plus-size model with a maximum user weight of 180 kg of the system remain in place.

Ocean Ergo XL

An entry level plus-size attendant propelled model, with a maximum user weight of 180 kg.

Ocean VIP Ergo

Designed for individuals who require slightly more assistance with postural control when seated.

Ocean Ergo

An entry level attendant propelled model.









Ocean Dual VIP Ergo

Designed for individuals with complex seating and positioning needs.

Ocean 24" Ergo

An entry level self-propelling model.

Tech Specs

	 Seat height	 Seat width / depth	 Total width	 Total depth	 Tilt Angle Seat	 Tilt Angle Backrest	 Max. user weight	 Unit weight
Ocean Ergo	475 - 600mm	480 x 480mm	565mm	905mm			150kg	17kg
Ocean Ergo XL	475 - 600mm	480 x 480mm	645mm	905mm			180kg	18kg
Ocean 24" Ergo	475 - 600mm	480 x 480mm	670mm	1050mm			150kg	23kg
Ocean 24" Ergo XL	475 - 600mm	480 x 480mm	670mm	1050mm			180kg	24kg
Ocean VIP Ergo	475 - 600mm	480 x 480mm	565mm	1000mm	-5° - 40°		150kg	23.5kg
Ocean Dual VIP Ergo	475 - 600mm	480 x 480mm	565mm	1000mm	-5° - 40°	5° - 35°	150kg	28.3kg

Accessories

Seating and backrests



Standard soft seat
With key shaped cut out.




Soft seat insert
Can be used with or without the soft seat when commode function is not required.



Small soft seat
With small, oval opening for smaller and young adults.



Small soft seat insert
Can be used with the small soft seat when the commode function is not required.



Ergonomic soft seat
Extra soft, textured surface for pelvic stability.



Variable soft seat
Hygiene cut out can be positioned in all 4 directions.



Universal soft seat
Comfortable, closed seat surface.



XL back
Increases the width between the armrests by 80mm. Can be retrofitted to standard Ocean Ergo models.



Solid plastic backrest
Offers a stable upright position and is easy to clean.



Wider XL armrests
Increases the distance between the armrests by 40 mm on each side.



Soft backrest cushion
For additional stability and comfort. Will also benefit smaller users and young adults.



Comfort backrest
For additional comfort and easy cleaning.

Toileting



Splash guard NEW DESIGN
Clips on easily for use with the standard plastic seat, standard soft seat and small soft seat.



Toilet pan NEW DESIGN

- Ergonomic handle allows carer to remove pan from holder easily
- Scale inside the pan
- Lid holder when lid is not required.

Accessories

Safety



Safety bar
For additional safety and reassurance.



Safety belts Ocean
For safe positioning. Individually adjustable, high load capacity and easy to assemble. Machine washable.



Armrest lock
Locks armrest into the lower or higher position.



Front and rear anti-tippers
For additional safety.

Positioning



Lateral supports
For safe positioning. Width and height adjustable – also for small users and young adults.



headrest holder
Safe and comfortable with various adjustment positions (pad not included).



Ergonomic headrest/neckrest
Offers exceptional management of the head position. Neckrest shown.



Calf support with foot support
Padded, both height and angle adjustable with additional foot support.



Calf and amputee support
Padded, both height and angle adjustable. For use with the standard plastic seat, standard soft seat and small soft seat.



Compatibility

Most accessories are cross compatible with all Ocean Ergo models.	Product Code	Ocean Ergo	Ocean 24" Ergo	Ocean Ergo XL	Ocean 24" Ergo XL	Ocean VIP Ergo	Ocean Dual VIP Ergo
Standard soft seat	AP1603142	✓	✓	✓	✓	✓	✓
Soft seat insert	AP1603143	✓	✓	✓	✓	✓	✓
Small soft seat	AP1603145	✓	✓	✓	✓	✓	✓
Small soft seat insert	AP1603152	✓	✓	✓	✓	✓	✓
Splash guard	AP1603155	✓	✓	✓	✓	✓	✓
Universal soft seat	AP1603154	✓	✓	✓	✓	✓	✓
Ergonomic special soft seat	1531259	✓	✓	✓	✓	✓	✓
Variable soft seat	1544469	✓	✓	✓	✓	✓	✓
Safety bar	10167-10	✓	✓	X	X	✓	✓
Safety bar XL	1470078	X	X	✓	✓	X	X
Chest belt	1470081	✓	✓	✓	✓	✓	✓
Pelvic belt	1470082	✓	✓	✓	✓	✓	✓
Armrest locking device	1470077	✓	✓	✓	✓	✓	✓
XL Back	AP1604015	✓	✓	-	-	X	X
Fixed backrest	1575299	✓	✓	X	X	✓	✓
Soft backrest cushion	1558769	✓	✓	✓	✓	✓	✓
Wider XL armrests	1470086	✓	✓	X	X	✓	✓
24" wheels (set)	16379	✓	-	X	-	X	X
Calf and amputee support right	AP1643573	✓	✓	✓	✓	✓	✓
Calf and amputee support left	AP1643574	✓	✓	✓	✓	✓	✓
Calf support with foot support right	AP1643543	✓	✓	✓	✓	✓	✓
Calf support with foot support left	AP1643572	✓	✓	✓	✓	✓	✓
Lateral	1535077	✓	✓	✓	✓	✓	✓
Ergonomic headrest holder	1531613	X	X	X	X	✓	✓
Ergonomic headrest	1531465	X	X	X	X	✓	✓
Ergonomic neckrest	1531608	X	X	X	X	✓	✓
Toilet pan	10230	✓	✓	✓	✓	✓	✓
Toilet pan holder	AP1602078	✓	✓	✓	✓	✓	✓
Front and back anti-tipper Ergo VIP models	AP1603992	X	X	X	X	✓	✓
Front anti-tipper Ocean Ergo models	AP1601986	✓	✓	✓	✓	X	X
Comfort soft backrest VIP Ergo models	AP1603606	X	X	X	X	✓	✓
Comfort soft backrest Ocean Ergo models	AP1604136	✓	✓	X	X	X	X
Comfort soft backrest Ocean Ergo XL models	AP1604016	X	X	✓	✓	X	X

✓ Compatible X Not Compatible - Included



Yes, you can.®

Adjustments

All Ocean Ergo models can be adjusted to suit a range of user sizes.

ARMRESTS

Ergonomic, swing away armrests can be adjusted to different heights.

FOOTRESTS

Height adjustable, swing away and detachable footrests. No tools required.

SEAT HEIGHT

Seat to ground height can be adjusted between 475 mm - 600 mm. No tools required.

FOOTPLATES

Angle adjustable, flip-up and textured footplates with heel loops. No tools required.



FOR FURTHER INFORMATION:

New Zealand: Freephone 0800 468 222, email sales@invacare.co.nz or visit www.invacare.co.nz

Australia: Freephone 1800 460 460, email orders@invacare.com.au or visit www.invacare.com.au

Asia: Phone +61 2 8839 5330, email anzexportsales@invacare.com or visit www.invacare.com

Thailand: Phone +66 0 2821 5515 or visit www.invacare.co.th



Yes, you can.®