

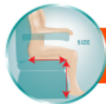
CONFIGURA COMFORT ASSESSMENT FORM

Prescriber's Name: _____ Client's Name: _____

Number: _____ Address: _____

Email: _____ Number: _____

Funding Body: _____



Size Areas highlighted in grey are standard specification

Chair Size	Part Number	Seat Depth	Seat Height	Seat Width	Weight Capacity
<input type="checkbox"/> SMALL	<input type="checkbox"/> CR5404 - Duratek <input type="checkbox"/> CR5422 - Vinyl	<input type="checkbox"/> 406 mm (16") #1	<input type="checkbox"/> 388 mm (15") #4	457 mm (18")	130 kg
		<input type="checkbox"/> 457 mm (18")	<input type="checkbox"/> 406 mm (16")		
		<input type="checkbox"/> 508 mm (20")	<input type="checkbox"/> 431 mm (17") #2		
<input type="checkbox"/> MEDIUM	<input type="checkbox"/> CR5406 - Duratek <input type="checkbox"/> CR5424 - Vinyl	<input type="checkbox"/> 406 mm (16") #1	<input type="checkbox"/> 439 mm (17") #4	508 mm (20")	160 kg
		<input type="checkbox"/> 457 mm (18")	<input type="checkbox"/> 457 mm (18")		
		<input type="checkbox"/> 508 mm (20")	<input type="checkbox"/> 482 mm (19") #2		
<input type="checkbox"/> LARGE	<input type="checkbox"/> CR5408 - Duratek <input type="checkbox"/> CR5426 - Vinyl	<input type="checkbox"/> 406 mm (16") #1	<input type="checkbox"/> 439 mm (17") #4	559 mm (22")	160 kg
		<input type="checkbox"/> 457 mm (18")	<input type="checkbox"/> 457 mm (18")		
		<input type="checkbox"/> 508 mm (20")	<input type="checkbox"/> 482 mm (19") #2		
		<input type="checkbox"/> 508 mm (20")	<input type="checkbox"/> 508 mm (20") #3		

#1 Depth Adjustment

Kit 2" (50 mm)
CA2416



#2 Height Adjustment

Kit 1" (25 mm)
CA2421



#3 Height Adjustment

Kit 2" (50 mm)
CA2422



#4 Height Reduction

Kit 1" (18 mm)
CA2423




Pressure



Posture

Visco a Cushion (std)



CushionAir+Pump CA2400



Waterfall Backrest (std)




Laterals CA2413



Come as each

Integrated Self Supply



Profiled Headrest

CA2419



Lateral Support Backrest

CA2406 SMALL
CA2407 MEDIUM
CA2408 LARGE





Adjustable Lateral Support

CA2410 SMALL
CA2411 MEDIUM
CA2412 LARGE



Transfer Options

Description	Long Description	Part Number	Select
Drop-down Armside Left-hand side (as sitting in the chair)	Transfers; Enables users to do a slideboard transfer in and out of the chair with ease. Can be bolted on at any time if the users needs change.	Small - Duratek CA2484 Small - Vinyl CA2492 Medium / Large - Duratek CA2488 Medium / Large - Vinyl CA2496	 S <input type="checkbox"/> M <input type="checkbox"/> L <input type="checkbox"/>
Drop-down Armside Right-hand side (as sitting in the chair)	Transfers; Enables users to do a slideboard transfer in and out of the chair with ease. Can be bolted on at any time if the users needs change.	Small - Duratek CA2486 Small - Vinyl CA2494 Medium / Large - Duratek CA2490 Medium / Large - Vinyl CA2498	 S <input type="checkbox"/> M <input type="checkbox"/> L <input type="checkbox"/>



Extras

Armrests
Overhang on outside (std) <input type="checkbox"/>
Overhang on inside - reduces width between the armrests by 1.5" (38mm) <input type="checkbox"/>




Cognitive

2-Button Handset
SC2316 



Support

Legrest Channel	
Small CA2520 <input type="checkbox"/>	
Medium CA2521 <input type="checkbox"/>	
Large CA2522 <input type="checkbox"/>	

Rise Setting	Legrest Setting	Handset Control
Rise and Tilt (std) 23° 160kg SWL* <input type="checkbox"/>	Standard <input type="checkbox"/>	RHS (std) <input type="checkbox"/>
Medium Rise 14° 135kg SWL* <input type="checkbox"/>	Standard + 1" (25 mm) <input type="checkbox"/>	LHS <input type="checkbox"/>
Flat Rise 2° 110kg SWL* <input type="checkbox"/>	Standard + 2" (50 mm) <input type="checkbox"/>	Carer position <input type="checkbox"/>

*MEDIUM & LARGE CHAIRS

Chair Assessment and Delivery Environmental Questionnaire

When carrying out an assessment please fill out the below form prior to ordering the chair.

Please give as much detail as possible.

ACCESS

Is there parking/access for a large van? _____
 Are there steps to the property? _____
 Is it easy access to the property? _____

INTERNAL

Are the doors and corridors wide enough for a chair to go through? Min. width for most chairs is 650mm.

Does the chair have to go upstairs? If yes, please specify number of steps and if a stair lift is fitted.

Is space being cleared for the chair? _____

Is there a suitable power supply for the chair? Yes No

INFECTION CONTROL

Are there pets? _____ Is the house smoke free? _____

OTHER

Does the driver need to be aware of any other points? _____