

Air2Care


The 2-Cell Alternating Pressure Mattress Family



Cost Effective Skin Protection

Air2Care

The 2-Cell Alternating Pressure Mattress Family



Cost Effective Skin Protection

The Air2Care with an active 2-cell system provides excellent value for pressure injury prevention.*



Summary of Air2Care Mattress Benefits

LINET introduces a new range of Air2Care mattresses for hospitals and long-term care facilities.

Challenge

Air2Care

2.5 million+
pressure injury patients
per year¹



For Patients

- Skin protection
- Intermittent pressure reduction
- Localised pressure offloading
- Minimized risk of bottoming out while sitting
- Patient safety and comfort

Medical device use
causes more than
75% of
caregivers
to feel stressed²



For Caregivers

- User friendly controls
- Easy patient transport

The cost of maintenance
represents from
15% up to 60%
of the expenditures³



For Hospital Operations

- Infection control
- Easy and cost-effective maintenance





Skin Protection

The Air2Care alternating pressure mattress provides periodic pressure relief.



Localised Pressure Offloading

The individual cell construction uses self-sealing valves that allow the cells to be individually deflated. This enables pressure to be removed from specific areas of the patient's body, e.g. the heels.

NOTE: Always complete a manual check to ensure the mattress does not bottom out due to a deflated cell.





Intermittent Pressure Reduction

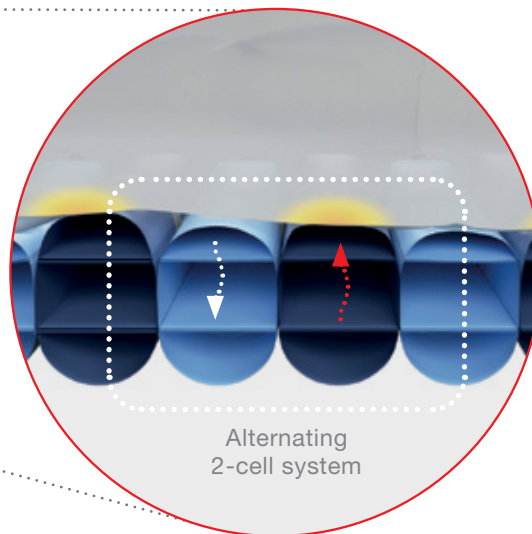
2-Cell Alternating System

Due to the alternating 2-cell system, Air2Care reduces pressure and helps to minimise sustained pressure peaks to the patient's body.

Alternating pressure can be used for pressure injury prevention as part of an overall program of care.



2 cells



Fowler Boost

Minimized Risk of Bottoming Out While Sitting

- Automatic detection of the raised backrest position.
- The Single Point Fowler Boost feature helps to prevent the patient from bottoming out when sitting up.

NOTE: Always follow EPUAP Guidelines for the latest best practice in patient positioning.⁴



The Air2Care mattress starts to increase air inflation when it detects the backrest has been raised by 30°.

Patient Comfort and Safety

The wide choice of cycle times allows caregivers to select the right balance of intermittent pressure reduction and patient comfort.



4 cycle times

Cycle Time Options of 10/15/20/25 Minutes

- Choice of appropriate cycle time based on the patient’s condition and individual preference





Support for Heavier Patients



up to 250 kg

The Air2Care weight limit is 200kg and 250kg, depending upon the mattress width making it a useful choice for heavier patients (see page 15 for details).

The higher SWL parameter as well as the extended dimensions of the mattress allow bariatric patients to be placed on the mattress.

NOTE: SWL up to: the 250 kg weight limit with the size of 100 × 200 cm.



Minimized Errors with Safety Lock Button

- The Safety Lock Button protects against accidental setting changes.
- Unlock the control using the Safety lock button, which is part of the control panel.



Availability of Prone Position

It is possible to prone patients on the Air2Care 6 and 8 mattresses due to the self-sealing valves that allow the individual cells to be deflated.

NOTE: Always check manually for bottoming out.

Simplicity for Caregivers

Effective technology does not have to mean complicated setup and control.



Individual Pressure Setting

Manual pressure adjustment is available on the System Control Unit (SCU) according to the defined weight table.





User-friendly Interface

- All functions and settings can be set with a well-arranged control panel for the System Control Unit (SCU).
- Easy access to MAX, Alternating and Constant Low Press Modes.
- Easy to use Plug & Play system



Easy Patient Transportation

- A static transport mode is available during transport or in any situation where the mattress is disconnected from the mains.
- Transport Mode can provide constant low pressure for 8 hours while disconnected from the power or System Control Unit (SCU).



Fast Access to Immediate CPR

- A simple turn of the CPR knob provides firm support for commencing chest compressions.
- As an alternative the hose can be detached from the SCU.



CPR


Support for Hospital Operations

The Air2Care mattress line brings a combination of benefits to hospitals and long-term care facilities. It offers effective pressure care based on a 2-cell alternating system for the entry-level segment.




Infection Control

The cell construction makes it possible to completely remove the individual cells for cleaning and decontamination.




Self-sealing valves help maintain pressure so the mattress stays inflated even if a cell is removed for cleaning or repair.





Easy and Cost-effective Maintenance

- Individual cells are quick and easy to replace.
- Cells can be removed individually and replaced in case of damage.
- The removable cells with self-sealing valves enable quick and easy replacement of damaged cells without even having to switch off the system.



Individual cells can be removed so that the entire mattress may be easily cleaned.



The mattress cover is vapor permeable and water resistant. The zipper is covered to prevent the ingress of dirt or fluids.

The mattress cover has a 360°-zipper easy to remove the cover for cleaning.

Air2Care Mattress Family

Technical Overview

Air2Care 5

12.5 cm 2-Cell Overlay

Alternating overlay, designed to be used on top of a high specification foam mattress.



SWL	140 kg
Sizes	86 × 200 cm
Modes	Alternate, Max, Constant Low Pressure
Cycle Time	10, 15, 20, 25 min
Cells	Self closing valves
Top Cover	PU coated, breathable, bi-elastic
Base Cover	PVC Nylon

Air2Care 6

15 cm 2-Cell Air on Air Mattress

Alternating mattress replacement available in different standard sizes.



SWL	160 kg
Sizes	86 cm × 200 cm, 90 cm × 200 cm, 86 cm × 210cm, 90 cm × 210 cm
Modes	Alternate, Max, Constant Low Pressure
Cycle Time	10, 15, 20, 25 min
Cells	Cell on Cell Construction, Self closing valves
Top Cover	PU coated, breathable, bi-elastic
Base Cover	PVC Nylon

Air2Care 8

20 cm 2-Cell Air on Air Mattress

Alternating mattress replacement suitable for patients with higher weight.



Fowler Boost



2 cells



4 cycle times



replacement



up to 250 kg

SWL	180 kg / 250 kg
Sizes	86 cm × 200 cm, 100 × 200 cm
Modes	Alternate, Max, Constant Low Pressure
Cycle Time	10, 15, 20, 25 min
Cells	Cell on Cell Construction, Self closing valves
Top Cover	PU coated, breathable, bi-elastic
Base Cover	PVC Nylon

Air2Care 4

2-Cell Alternating Overlay Seating Cushion

With foam thigh support. Can be run from the mattress SCU or a separate portable battery operated System Control Unit (SCU).




2 cells



4 cycle times


COMING SOON!

Get More Details in Our Special Clinical Publications



Why Alternate?

A clinical guide that outlines how alternating pressure mattresses work and the different design options available.



Pressure Care and Support Surfaces

The main goal of the terminology guide is to offer an explanation of clinical and technical terms used in the support surfaces area.



Download clinical guides directly
on www.linnet.com/air2care

References

- 1 Pressure Injury Fact Sheet, NPIAP, www.npiap.com
- 2 <https://pubmed.ncbi.nlm.nih.gov/7899570/> Res Nurs Health. 1995 Apr;18(2):165-72.doi: 10.1002/nur.4770180209.; E A McConnell 1: How and what staff nurses learn about the medical devices they use in direct patient care
- 3 <https://www.intechopen.com/online-first/a-modern-approach-for-maintenance-prioritization-of-medical-equipment> A Modern Approach for Maintenance Prioritization of Medical Equipment By Călin Corciovă, Doru Andrițoi and Cătălina Luca Submitted: December 8th 2019Reviewed: May 2nd 2020Published: June 6th 2020 DOI: 10.5772/intechopen.92706
- 4 Clinical Practice Guideline and the Quick Reference Guideline, 2019, <https://www.epuap.org/pu-guidelines/>



Members of LINET Group

LINET spol. s r.o.

Želevčice 5 | 274 01 Slaný | Czech Republic

tel.: +420 312 576 400 | fax: +420 312 522 668 | e-mail: info@linet.com | www.linet.com



www.linet.com