



# Floating System Operating Instructions

FROG Serene® sanitizes your hot tub by creating



- Cleaner**  
because it kills bacteria two ways
- Clearer**  
because it helps keep pH balanced
- Softer**  
because there's up to 50%\* less bromine
- Easier**  
with pre-filled cartridges for no mess, or measuring

The FROG Serene Floating System has two replaceable cartridges.

The combination provides the Fresh Mineral Water®∞ benefits of cleaner, clearer and softer water that's easier to take care of.



FROG Serene Mineral Cartridge (Blue)

FROG Serene Bromine Cartridge (Yellow)

Ver la versión en español de este manual en [frogproducts.com](http://frogproducts.com)

## Step 1: Prepare the Hot Tub


1.



**Fill hot tub with fresh water.**

If using source water that is high in iron or other metals, see your dealer before filling the hot tub. It may require the use of a metal control product.

2.



**Clean or replace filter cartridges when dirty.** (Follow manufacturer's instructions).

3. **Balance water by following STEPS a – d in order.**

**IMPORTANT:** Always follow printed instructions on the balancing chemical packages. Add balancing chemicals in small increments one at a time with the jets on and wait 6 hours before testing again and adding any additional balancing chemicals.

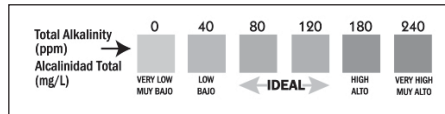
### Water Balance Guidelines

pH:	7.2 - 7.8
Total Alkalinity:	80 - 120 ppm
Hardness:	150 - 250 ppm
Total Dissolved Solids:	<1500
Cyanuric Acid:	0 - 50 ppm

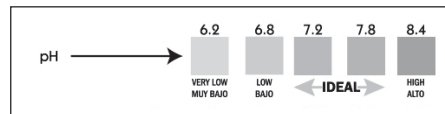
**a.** Take a water sample from the hot tub and dip a FROG® Test Strip into it.



**b.** Look at the **Total Alkalinity** reading first. Adjustments should be made to bring the Total Alkalinity in the **range of 80 – 120 ppm** prior to making any adjustments to pH even if it throws pH off further.



**c.** After Total Alkalinity is in range, **test for pH**. It should be **between 7.2 and 7.8**. If higher or lower, add a pH adjuster.



**d.** Lastly **test for Hardness**. It should be **between 150 and 250 ppm**. If higher, partially drain the hot tub (about 6 inches) and fill with water low in calcium. If lower, add Calcium Increaser.

**If balancing takes longer than 2 days, shock the water and maintain a chlorine level while continuing balancing.**

4.



**Very Important!** After balancing and before using cartridges, establish an initial residual of 1.0 - 2.0 ppm bromine or chlorine. For best results use FROG Jump Start® start-up shock, included in this package, that quickly dissolves with an effervescent action – one packet per 600 gallons. Do not use a non-chlorine shock.

5. Heat water to the manufacturer's recommended temperature.

## Step 2: Set the Cartridges

1.



Set the FROG Serene Mineral Cartridge to #6 (hold the bottom and turn the top until 6 appears in the setting window).

No further adjustments are necessary for the life of this cartridge.

2.

Set the FROG Serene Bromine Cartridge to the setting that matches your hot tub size in gallons.



### System Setting Chart


200 Gallons	0
250 Gallons	1
300 Gallons	1
350 Gallons	2
400 Gallons	3
450 Gallons	4
500 Gallons	5
550 Gallons	5
600 Gallons	6

3.

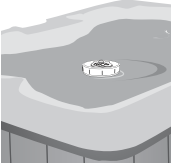


For one week test the water daily with FROG Test Strips and adjust cartridge up or down by 1 setting per day until the color on the test strip matches the ideal FROG bromine range of 1.0 to 2.0 ppm.


## Step 3: Put the System to Work

- 

Insert both cartridges into the green floating holder by pushing them into the openings until they stay in place.

- 

Let the FROG Serene Floating System free-float in the hot tub.

- 

When using the hot tub, simply remove FROG Serene Floating System, drain the water into the hot tub and invert on the side of the hot tub.

- 

**REMEMBER TO RETURN FROG SERENE FLOATING SYSTEM TO HOT TUB WHEN YOU GET OUT!**

### Replacing Cartridges

Replace blue FROG Serene Mineral Cartridge every four months or when draining and refilling hot tub.



a. Discard it in the trash even if it appears to have media left inside.

b. Don't attempt to reuse: the minerals are spent after 4 months.

Replace yellow FROG Serene Bromine Cartridge when empty.



a. Life of cartridge varies depending on hot tub size and number of users.




b. Drain water from cartridge to ensure it is empty.




c. Discard in trash or offer for recycling if available.


## Step 4: Routine Hot Tub Care

- 

Drain and refill hot tub as directed by your hot tub manufacturer. Whenever you drain and refill, make sure to replace your FROG Serene Minerals.


- 

Run filtration system as recommended by your hot tub manufacturer.

- 


Regularly test water. Maintain pH, Total Alkalinity and Hardness levels with the precise FROG Test Strips.

**NOTE:** Water balance is affected by bather load, chemical usage, evaporation and the makeup of source water so maintaining water balance regularly is important.

- 

Maintain at least 1.0 ppm bromine level at all times.

**Note:** Bromine levels are lower only when used with FROG minerals.

- 

Shock the hot tub once a week or as needed with FROG Maintain™, a non-chlorine shock easy single-dose shocking.

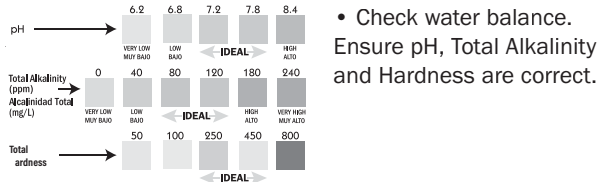
Additional shocking may be required if the hot tub is under heavy use.

- 

Replace FROG Serene Mineral Cartridge and FROG Serene Bromine Cartridge as directed in "Replacing Cartridges".

## Troubleshooting

### Cloudy Water or Low-Bromine Levels



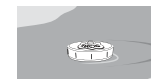
• Check water balance. Ensure pH, Total Alkalinity and Hardness are correct.

- Check FROG Serene Bromine Cartridge. If empty, replace following directions in Step 3.
- Make sure your FROG Serene Mineral Cartridge is not older than 4 months as it will be ineffective and more bromine will be required to maintain the hot tub until you replace the minerals.
- Shock the hot tub with FROG Maintain, a non-chlorine shock.

### High Bromine Levels



• Remove the FROG Serene System from the hot tub until the bromine level is down to 2.0 ppm.



• Lower the FROG Serene Bromine Cartridge setting by one number and replace system in the hot tub.



• Test in 24 hours. Repeat process until bromine level stays within 1.0 to 2.0 ppm.



Manufactured for King Technology, Inc.  
6000 Clearwater Dr, Minnetonka, MN 55343 U.S.A.  
800-222-0169 | frogproducts.com

Made in U.S.A. Patents: kingtechnology.com/IP  
Ver la versión en español de este manual en [frogproducts.com](http://frogproducts.com)

Register your FROG Serene System at [frogproducts.com](http://frogproducts.com)

\* Compared to the minimum ANSI recommended chlorine level of 2.0 ppm for a hot tub.  
∞ For pools and hot tubs.