

Please read through directions prior to beginning your project.

I want to do an applique, where do I start?

- 1) Select your pattern or design.
- 2) Decide where you'd like to put the design; pants, shirt, skirt ect.
- 3) Choose the fabric you'll be using to create your applique.
- 4) Apply Heat N Bond Lite to the BACK of your applique fabric, removing paper back
- 5) Load design into your embroidery machine and begin stitching.

Red and blue are recognized in the embroidery industry as your placement and tack down lines. It is not meant for you to put red then blue in your machine for stitching. The color change makes your machine stop.

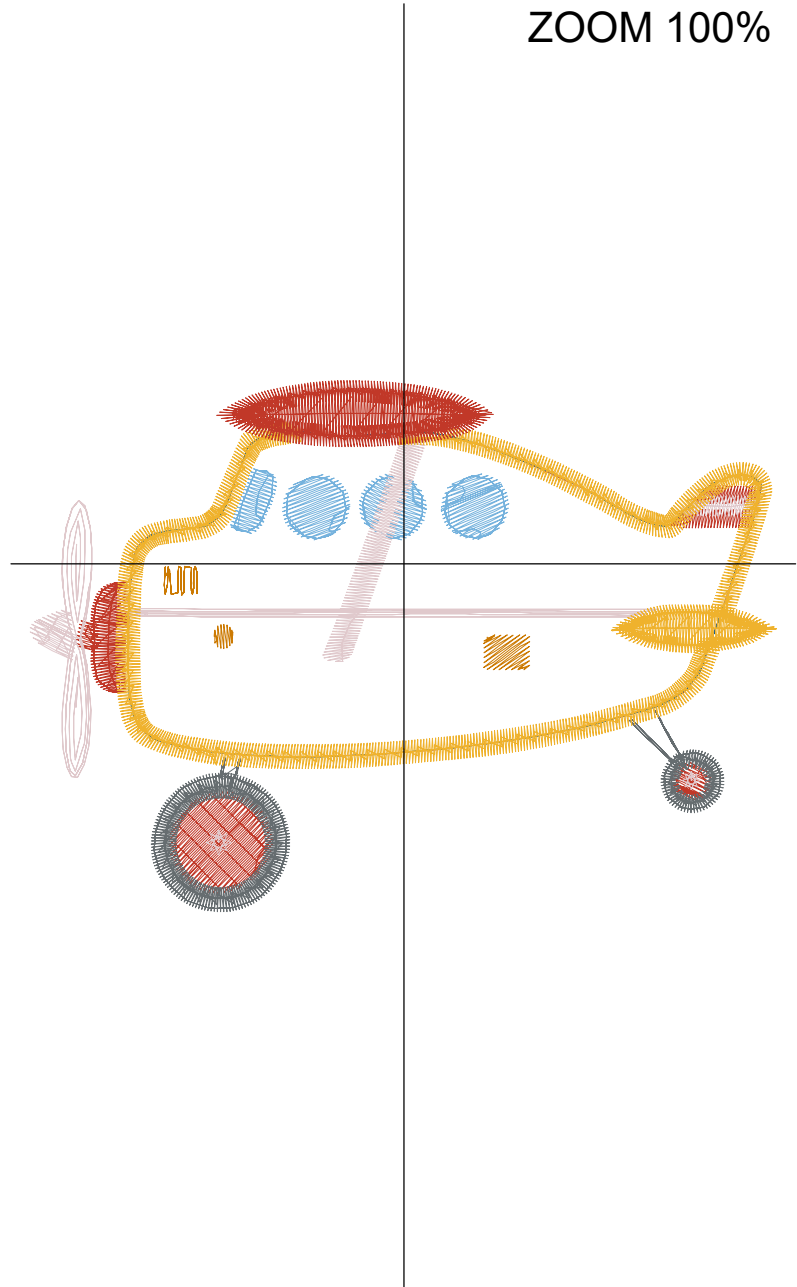
- 6) Hollyhock red is used to show your PLACEMENT line for your fabric.
- 7) Lay an ample piece of fabric completely covering your placement line.
- 8) Blue is used to show your TACKDOWN line. Proceed and stitch the blue tackdown line.
- 9) Remove hoop from machine and carefully trim away excess fabric. Get as close to the tackdown line as you can.
- 10) Use a small craft iron to carefully press the applique fabric while still in the hoop. The Heat N Bond Lite will keep your applique looking crisp through many washings.
- 11) Return your hoop to your machine and proceed, working your way through your design.

Design Name: atwdd-0413	Customer Name:	Machine Set: Default	
Size=98.70 mm x 70.30 mm	Stitch No.=6835	ChangeColor No.=8	Trim No.=14

Design Note:

No.	Thread	Length(m)
1.	Robison Anton Super Brite Poly.Hollyhock Red.9006	0.23
2.	Robison Anton Super Brite Poly.Blue.5520	0.55
3.	Robison Anton Super Brite Poly.Dark Rust.5505	1.61
4.	Robison Anton Super Brite Poly.Metal.5707	1.95
5.	Robison Anton Super Brite Poly.Ultra Blue.5733	1.28
6.	Robison Anton Super Brite Poly.Hi Ho Silver.9082	2.33
7.	Robison Anton Super Brite Poly.Mustard.5631	5.06
8.	Robison Anton Super Brite Poly.Almond.5779	0.32
9.	Robison Anton Super Brite Poly.Dark Rust.5505	2.23

ZOOM 100%




Color Sequence:

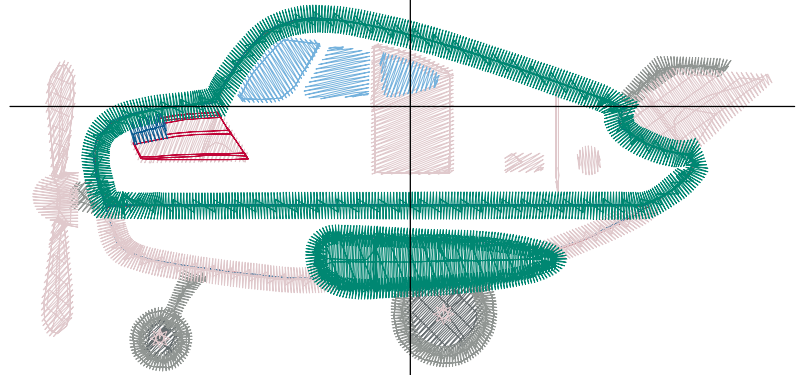
Th.1(Hollyhock Red.9006)	Th.2(Blue.5520)	Th.3(Dark Rust.5505)	Th.4(Metal.5707)	Th.5(Ultra Blue.5733)	Th.6(Hi Ho Silver.9082)	Th.7(Mustard.5631)	Th.8(Almond.5779)
Th.9(Dark Rust.5505)							

Design Name: atwdd-0414	Customer Name:	Machine Set: Default	
Size=97.90 mm x 48.40 mm	Stitch No.=6250	ChangeColor No.=10	Trim No.=17


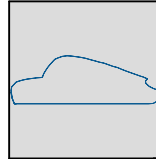
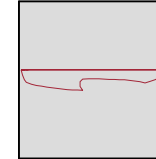
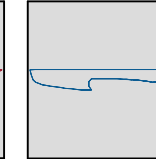

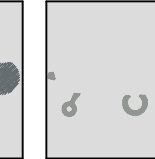
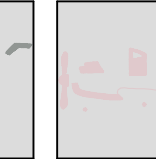
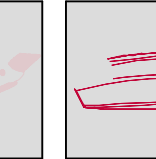

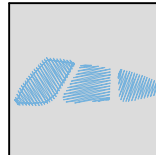

Design Note:

No.	Thread	Length(m)
1.	 Robison Anton Super Brite Poly.Hollyhock Red.9006	0.19
2.	 Robison Anton Super Brite Poly.Blue.5520	0.37
3.	 Robison Anton Super Brite Poly.Hollyhock Red.9006	0.24
4.	 Robison Anton Super Brite Poly.Blue.5520	0.35
5.	 Robison Anton Super Brite Poly.Metal.5707	0.53
6.	 Robison Anton Super Brite Poly.Millennium.9096	1.55
7.	 Robison Anton Super Brite Poly.Hi Ho Silver.9082	4.27
8.	 Robison Anton Super Brite Poly.Candy Apple Red.5807	0.24
9.	 Robison Anton Super Brite Poly.Blue.5520	0.08
10.	 Robison Anton Super Brite Poly.Ultra Blue.5733	0.64
11.	 Robison Anton Super Brite Poly.Isle Green.5612	6.54

ZOOM 100%



Color Sequence:

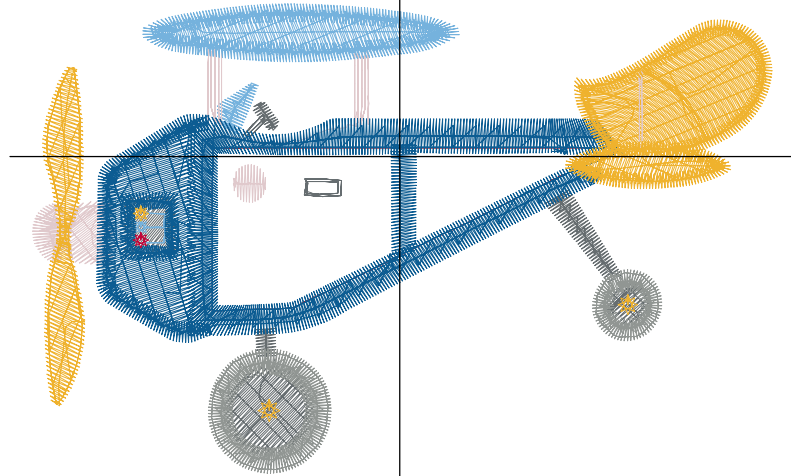
Th.1(Hollyhock Red.9006)	Th.2(Blue.5520)	Th.3(Hollyhock Red.9006)	Th.4(Blue.5520)	Th.5(Metal.5707)	Th.6(Millennium.9096)	Th.7(Hi Ho Silver.9082)	Th.8(Candy Apple Red.5807)
							
Th.9(Blue.5520)	Th.10(Ultra Blue.5733)	Th.11(Isle Green.5612)					
							



Design Name: atwdd-0415	Customer Name:	Machine Set: Default	
Size=97.90 mm x 62.10 mm	Stitch No.=7753	ChangeColor No.=11	Trim No.=16

No.	Thread	Length(m)
1.	Robison Anton Super Brite Poly.Hollyhock Red.9006	0.23
2.	Robison Anton Super Brite Poly.Blue.5520	0.34
3.	Robison Anton Super Brite Poly.Metal.5707	1.38
4.	Robison Anton Super Brite Poly.Ultra Blue.5733	0.14
5.	Robison Anton Super Brite Poly.Hi Ho Silver.9082	1.11
6.	Robison Anton Super Brite Poly.Ultra Blue.5733	2.20
7.	Robison Anton Super Brite Poly.Millennium.9096	1.56
8.	Robison Anton Super Brite Poly.Blue.5520	6.21
9.	Robison Anton Super Brite Poly.Mustard.5631	2.86
10.	Robison Anton Super Brite Poly.Hi Ho Silver.9082	0.07
11.	Robison Anton Super Brite Poly.Mustard.5631	1.70
12.	Robison Anton Super Brite Poly.Candy Apple Red.5807	0.02

ZOOM 100%



Color Sequence:

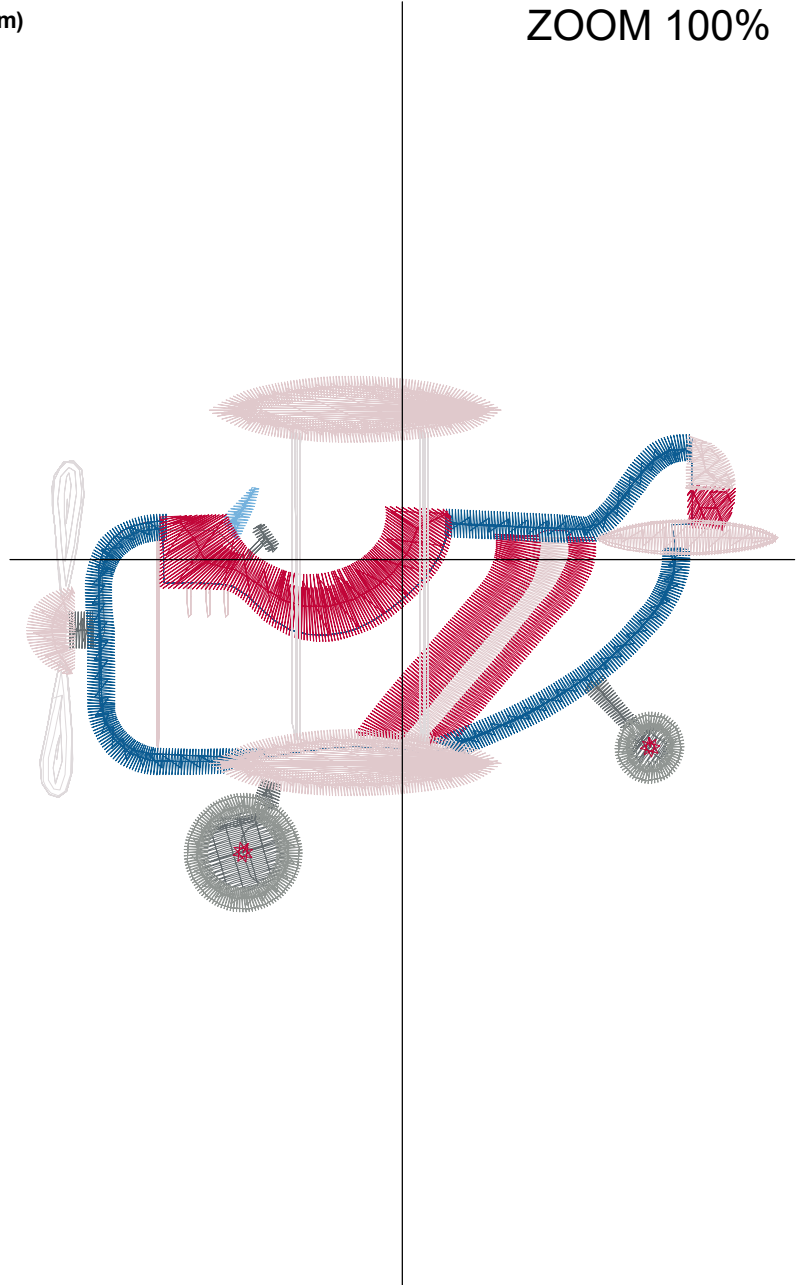


Design Name: atwdd-0416	Customer Name:	Machine Set: Default	
Size=99.40 mm x 70.90 mm	Stitch No.=7816	ChangeColor No.=10	Trim No.=19

Design Note:

No.	Thread	Length(m)
1.	Robison Anton Super Brite Poly.Hollyhock Red.9006	0.24
2.	Robison Anton Super Brite Poly.Blue.5520	0.54
3.	Robison Anton Super Brite Poly.Metal.5707	1.11
4.	Robison Anton Super Brite Poly.Millennium.9096	1.53
5.	Robison Anton Super Brite Poly.Ultra Blue.5733	0.12
6.	Robison Anton Super Brite Poly.Hi Ho Silver.9082	1.15
7.	Robison Anton Super Brite Poly.Candy Apple Red.5807	1.76
8.	Robison Anton Super Brite Poly.Blue.5520	2.98
9.	Robison Anton Super Brite Poly.Candy Apple Red.5807	2.42
10.	Robison Anton Super Brite Poly.Teardrop Gray.9116	2.18
11.	Robison Anton Super Brite Poly.Hi Ho Silver.9082	7.15

ZOOM 100%



Color Sequence:

Th.1(Hollyhock Red.9006)	Th.2(Blue.5520)	Th.3(Metal.5707)	Th.4(Millennium.9096)	Th.5(Ultra Blue.5733)	Th.6(Hi Ho Silver.9082)	Th.7(Candy Apple Red.5807)	Th.8(Blue.5520)
Th.9(Candy Apple Red.5807)	Th.10(Teardrop Gray.9116)	Th.11(Hi Ho Silver.9082)					

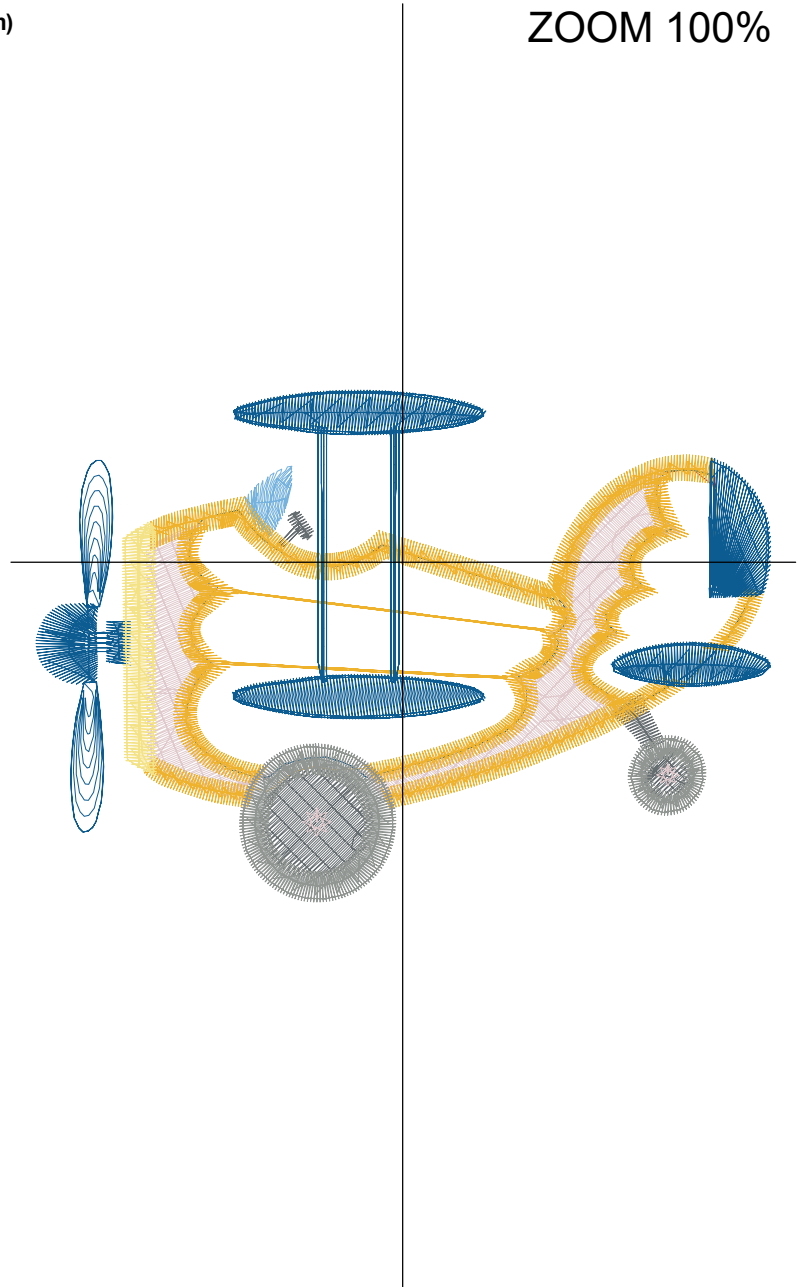


Design Name: atwdd-0417	Customer Name:	Machine Set: Default	
Size=97.20 mm x 67.80 mm	Stitch No.=9218	ChangeColor No.=10	Trim No.=12

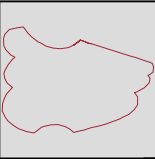
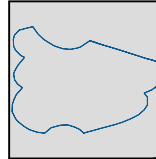


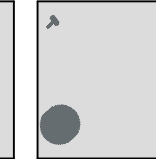
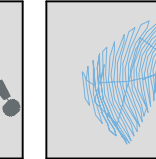




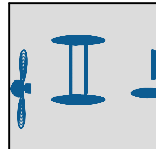

Design Note:

No.	Thread	Length(m)
1.	 Robison Anton Super Brite Poly.Hollyhock Red.9006	0.16
2.	 Robison Anton Super Brite Poly.Blue.5520	0.35
3.	 Robison Anton Super Brite Poly.Hollyhock Red.9006	0.14
4.	 Robison Anton Super Brite Poly.Blue.5520	0.24
5.	 Robison Anton Super Brite Poly.Metal.5707	1.25
6.	 Robison Anton Super Brite Poly.Ultra Blue.5733	0.24
7.	 Robison Anton Super Brite Poly.Hi Ho Silver.9082	3.69
8.	 Robison Anton Super Brite Poly.Mustard.5631	6.52
9.	 Robison Anton Super Brite Poly.Millennium.9096	2.29
10.	 Robison Anton Super Brite Poly.Blue.5520	7.05
11.	 Robison Anton Super Brite Poly.Coronation Gold.9014	1.05

ZOOM 100%



Color Sequence:


Th.1(Hollyhock Red.9006)	Th.2(Blue.5520)	Th.3(Hollyhock Red.9006)	Th.4(Blue.5520)	Th.5(Metal.5707)	Th.6(Ultra Blue.5733)	Th.7(Hi Ho Silver.9082)	Th.8(Mustard.5631)	
								
Th.9(Millennium.9096)	Th.10(Blue.5520)	Th.11(Coronation Gold.9014)						
								

Design Name: atwdd-0418	Customer Name:	Machine Set: Default	
Size=97.20 mm x 78.90 mm	Stitch No.=8038	ChangeColor No.=10	Trim No.=15

Design Note:

No.	Thread	Length(m)
1.	Robison Anton Super Brite Poly.Hollyhock Red.9006	0.26
2.	Robison Anton Super Brite Poly.Blue.5520	0.47
3.	Robison Anton Super Brite Poly.Millennium.9096	1.22
4.	Robison Anton Super Brite Poly.Hi Ho Silver.9082	2.46
5.	Robison Anton Super Brite Poly.Ultra Blue.5733	0.65
6.	Robison Anton Super Brite Poly.Candy Apple Red.5807	4.04
7.	Robison Anton Super Brite Poly.Mustard.5631	4.53
8.	Robison Anton Super Brite Poly.Almond.5779	0.94
9.	Robison Anton Super Brite Poly.Coronation Gold.9014	0.77
10.	Robison Anton Super Brite Poly.Hi Ho Silver.9082	2.20
11.	Robison Anton Super Brite Poly.Metal.5707	1.91

ZOOM 100%



Color Sequence:

Th.1(Hollyhock Red.9006)	Th.2(Blue.5520)	Th.3(Millennium.9096)	Th.4(Hi Ho Silver.9082)	Th.5(Ultra Blue.5733)	Th.6(Candy Apple Red.5807)	Th.7(Mustard.5631)	Th.8(Almond.5779)
Th.9(Coronation Gold.9014)	Th.10(Hi Ho Silver.9082)	Th.11(Metal.5707)					

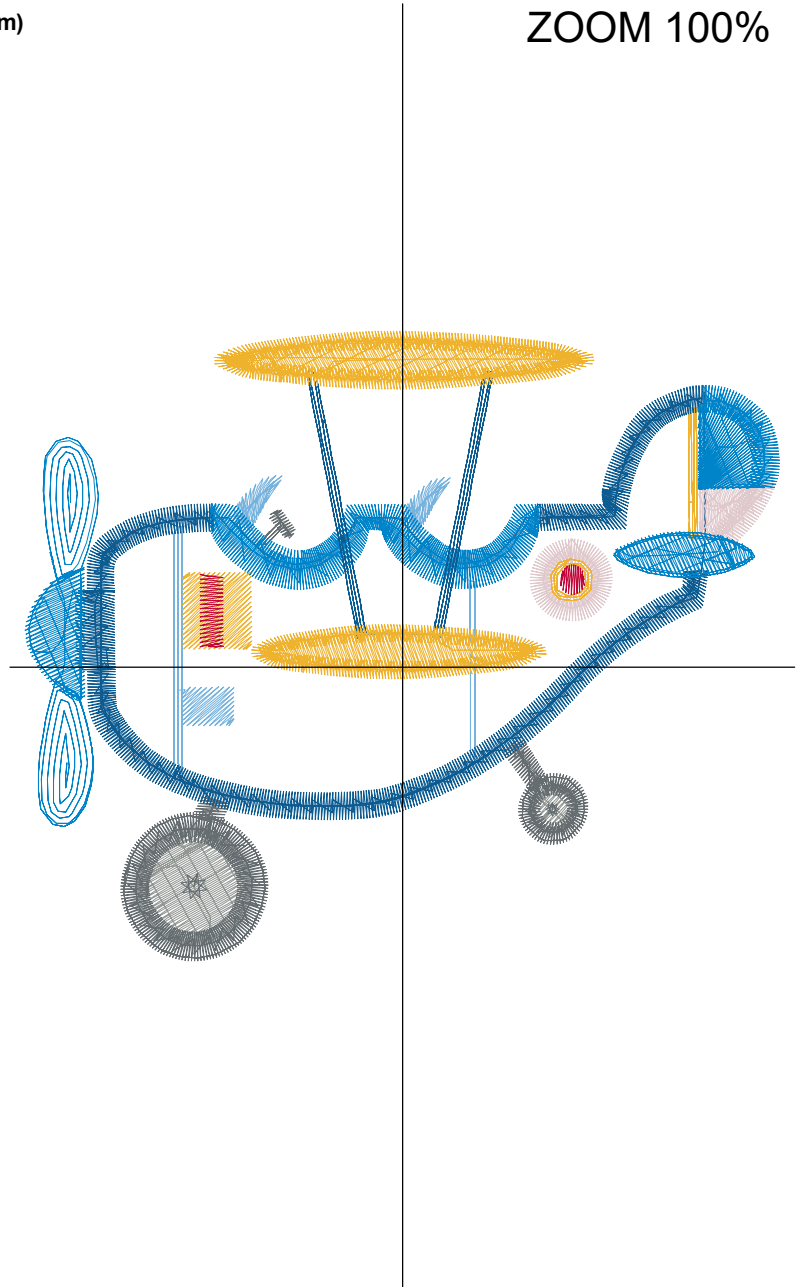


Design Name: atwdd-0419	Customer Name:	Machine Set: Default	
Size=99.80 mm x 83.40 mm	Stitch No.=9498	ChangeColor No.=11	Trim No.=15

Design Note:

No.	Thread	Length(m)
1.	Robison Anton Super Brite Poly.Hollyhock Red.9006	0.25
2.	Robison Anton Super Brite Poly.Blue.5520	0.53
3.	Robison Anton Super Brite Poly.Millennium.9096	0.91
4.	Robison Anton Super Brite Poly.Metal.5707	2.33
5.	Robison Anton Super Brite Poly.Ultra Blue.5733	1.13
6.	Robison Anton Super Brite Poly.Hi Ho Silver.9082	1.04
7.	Robison Anton Super Brite Poly.Mustard.5631	0.89
8.	Robison Anton Super Brite Poly.Blue.5520	3.80
9.	Robison Anton Super Brite Poly.China Blue.5823	4.80
10.	Robison Anton Super Brite Poly.Blue.5520	1.31
11.	Robison Anton Super Brite Poly.Mustard.5631	4.42
12.	Robison Anton Super Brite Poly.Candy Apple Red.5807	0.19

ZOOM 100%



Color Sequence:

Th.1(Hollyhock Red.9006)	Th.2(Blue.5520)	Th.3(Millennium.9096)	Th.4(Metal.5707)	Th.5(Ultra Blue.5733)	Th.6(Hi Ho Silver.9082)	Th.7(Mustard.5631)	Th.8(Blue.5520)
Th.9(China Blue.5823)	Th.10(Blue.5520)	Th.11(Mustard.5631)	Th.12(Candy Apple Red.5807)				

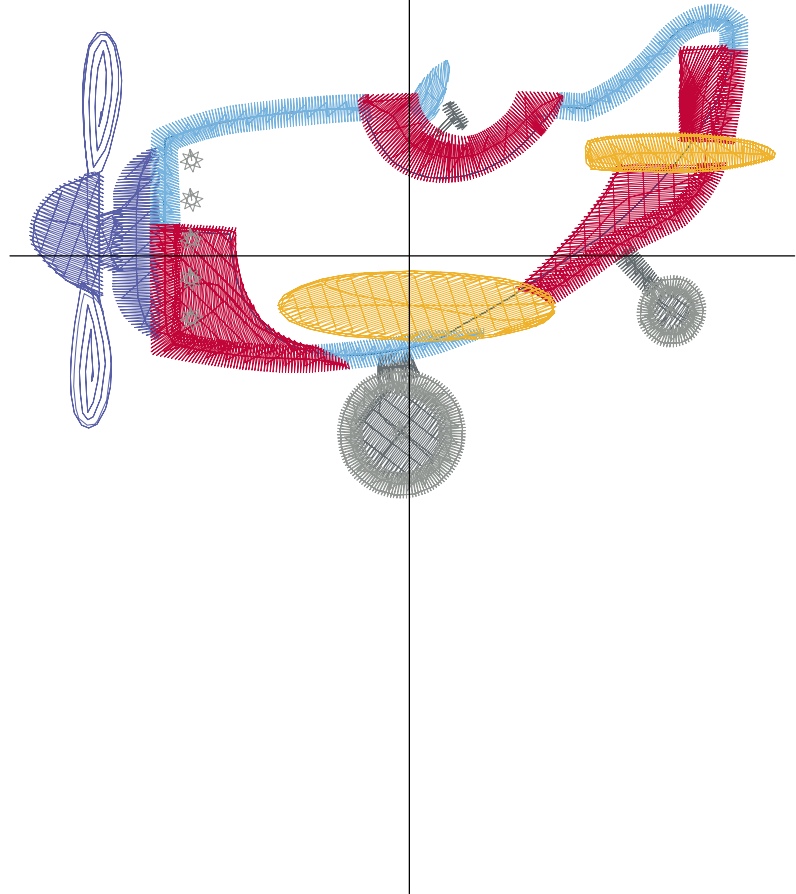


Design Name: atwdd-0420	Customer Name:	Machine Set: Default	
Size=98.70 mm x 65.40 mm	Stitch No.=6774	ChangeColor No.=7	Trim No.=17

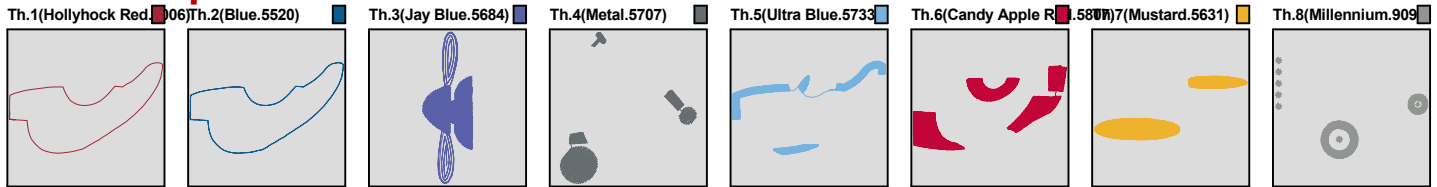
Design Note: Colors 2 and 3 are the same. They are shown different so your machine will stop

No.	Thread	Length(m)
1.	Robison Anton Super Brite Poly.Hollyhock Red.9006	0.22
2.	Robison Anton Super Brite Poly.Blue.5520	0.42
3.	Robison Anton Super Brite Poly.Jay Blue.5684	2.18
4.	Robison Anton Super Brite Poly.Metal.5707	1.09
5.	Robison Anton Super Brite Poly.Ultra Blue.5733	2.35
6.	Robison Anton Super Brite Poly.Candy Apple Red.5807	5.74
7.	Robison Anton Super Brite Poly.Mustard.5631	2.59
8.	Robison Anton Super Brite Poly.Millennium.9096	1.86

ZOOM 100%



Color Sequence:




Design Name: atwdd-0421	Customer Name:	Machine Set: Default	
Size=98.40 mm x 62.10 mm	Stitch No.=6586	ChangeColor No.=12	Trim No.=23

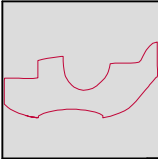
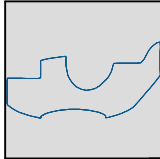
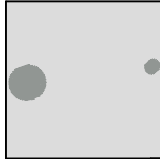
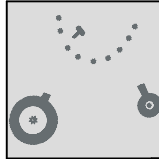
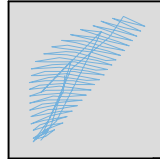

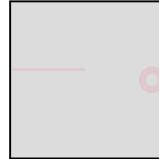




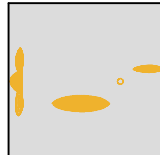

Design Note:

No.	Thread	Length(m)
1.	 Robison Anton Super Brite Poly.Candy Apple Red.5807	0.24
2.	 Robison Anton Super Brite Poly.Blue.5520	0.47
3.	 Robison Anton Super Brite Poly.Millennium.9096	0.86
4.	 Robison Anton Super Brite Poly.Metal.5707	2.32
5.	 Robison Anton Super Brite Poly.Ultra Blue.5733	0.18
6.	 Robison Anton Super Brite Poly.Nile.5511	1.45
7.	 Robison Anton Super Brite Poly.Hi Ho Silver.9082	0.84
8.	 Robison Anton Super Brite Poly.Blue.5520	0.25
9.	 Robison Anton Super Brite Poly.Candy Apple Red.5807	0.69
10.	 Robison Anton Super Brite Poly.Hi Ho Silver.9082	0.10
11.	 Robison Anton Super Brite Poly.Candy Apple Red.5807	0.55
12.	 Robison Anton Super Brite Poly.Isle Green.5612	3.62
13.	 Robison Anton Super Brite Poly.Mustard.5631	4.09

ZOOM 100%



Color Sequence:


Th.1(Candy Apple Red.5807)2(Blue.5520)	Th.3(Millennium.9096)	Th.4(Metal.5707)	Th.5(Ultra Blue.5733)	Th.6(Nile.5511)	Th.7(Hi Ho Silver.9082)	Th.8(Blue.5520)
						
Th.9(Candy Apple Red.5807)10(Hi Ho Silver.9082)	Th.11(Candy Apple Red.5807)2(Isle Green.5612)	Th.13(Mustard.5631)				
						

Design Name: atwdd-0422	Customer Name:	Machine Set: Default	
Size=96.90 mm x 81.30 mm	Stitch No.=9591	ChangeColor No.=9	Trim No.=13

Design Note:

No.	Thread	Length(m)
1.	Robison Anton Super Brite Poly.Hollyhock Red.9006	0.29
2.	Robison Anton Super Brite Poly.Blue.5520	0.48
3.	Robison Anton Super Brite Poly.Millennium.9096	0.98
4.	Robison Anton Super Brite Poly.Metal.5707	2.32
5.	Robison Anton Super Brite Poly.Ultra Blue.5733	1.82
6.	Robison Anton Super Brite Poly.Hi Ho Silver.9082	1.58
7.	Robison Anton Super Brite Poly.Candy Apple Red.5807	3.12
8.	Robison Anton Super Brite Poly.Hi Ho Silver.9082	2.15
9.	Robison Anton Super Brite Poly.Blue.5520	4.06
10.	Robison Anton Super Brite Poly.Mustard.5631	6.52

ZOOM 100%



Color Sequence:

Th.1(Hollyhock Red.9006)	Th.2(Blue.5520)	Th.3(Millennium.9096)	Th.4(Metal.5707)	Th.5(Ultra Blue.5733)	Th.6(Hi Ho Silver.9082)	Th.7(Candy Apple Red.5807)	Th.8(Hi Ho Silver.9082)
Th.9(Blue.5520)	Th.10(Mustard.5631)						

