

| | | | |
|--|---------------------------|----------------|----------------------|
| Design Name: atwjt1060 | Date: 2018-10-03 14:47:03 | Customer Name: | Machine Set: Default |
| Size=136.4 mm x 153.4 mm (5.37 inch x 6.04 inch) Stitch No.=27656 ChangeColor No.=19 Trim No.=20 | | | |

Design Note:

| No. | Thread | Length(m) |
|-----|---|-----------|
| 1. | Robison Anton Super Brite Poly.Scarlet Flame.9020 | 0.46 |
| 2. | Robison Anton Super Brite Poly.Fire Blue.5736 | 0.46 |
| 3. | Robison Anton Super Brite Poly.Scarlet Flame.9020 | 0.27 |
| 4. | Robison Anton Super Brite Poly.Fire Blue.5736 | 0.26 |
| 5. | Robison Anton Super Brite Poly.Carnation.5537 | 0.08 |
| 6. | Robison Anton Super Brite Poly.Scarlet Flame.9020 | 11.33 |
| 7. | Robison Anton Super Brite Poly.Dark Brown.5672 | 14.61 |
| 8. | Robison Anton Super Brite Poly.Shangri La.9047 | 6.27 |
| 9. | Robison Anton Super Brite Poly.Raindrop.9095 | 0.59 |
| 10. | Robison Anton Super Brite Poly.Shangri La.9047 | 4.88 |
| 11. | Robison Anton Super Brite Poly.Horizon Pink.9168 | 0.81 |
| 12. | Robison Anton Super Brite Poly.Scarlet Flame.9020 | 0.33 |
| 13. | Robison Anton Super Brite Poly.Black.5596 | 0.89 |
| 14. | Robison Anton Super Brite Poly.Nile.5511 | 3.25 |
| 15. | Robison Anton Super Brite Poly.Scarlet Flame.9020 | 5.17 |
| 16. | Robison Anton Super Brite Poly.Mountain Rose.5795 | 5.76 |
| 17. | Robison Anton Super Brite Poly.Scarlet Flame.9020 | 0.29 |
| 18. | Robison Anton Super Brite Poly.Fire Blue.5736 | 0.29 |
| 19. | Robison Anton Super Brite Poly.Shangri La.9047 | 5.05 |
| 20. | Robison Anton Super Brite Poly.Scarlet Flame.9020 | 2.86 |

ZOOM 76%



Color Sequence:

| | | | | | | | |
|---------------------------|------------------------|--------------------------|---------------------------|----------------------|--------------------------|---------------------------|---------------------------|
| Th.1(Scarlet Flame.9020) | Th.2(Fire Blue.5736) | Th.3(Scarlet Flame.9020) | Th.4(Fire Blue.5736) | Th.5(Carnation.5537) | Th.6(Scarlet Flame.9020) | Th.7(Dark Brown.5672) | Th.8(Shangri La.9047) |
| Th.9(Raindrop.9095) | Th.10(Shangri La.9047) | Th.11(Horizon Pink.9168) | Th.12(Scarlet Flame.9020) | Th.13(Black.5596) | Th.14(Nile.5511) | Th.15(Scarlet Flame.9020) | Th.16(Mountain Rose.5795) |
| Th.17(Scarlet Flame.9020) | Th.18(Fire Blue.5736) | Th.19(Shangri La.9047) | Th.20(Scarlet Flame.9020) | | | | |

| | | | |
|---|----------------------------------|-----------------------|-----------------------------|
| Design Name: atwjt1061 | Date: 2018-10-03 14:47:49 | Customer Name: | Machine Set: Default |
| Size=126.4 mm x 150.4 mm (4.98 inch x 5.92 inch) Stitch No.=21643 ChangeColor No.=23 Trim No.=15 | | | |

Design Note:

| No. | Thread | Length(m) |
|-----|---|-----------|
| 1. | Robison Anton Super Brite Poly.Scarlet Flame.9020 | 0.31 |
| 2. | Robison Anton Super Brite Poly.Baltic Blue.5741 | 0.31 |
| 3. | Robison Anton Super Brite Poly.Scarlet Flame.9020 | 0.26 |
| 4. | Robison Anton Super Brite Poly.Baltic Blue.5741 | 0.25 |
| 5. | Robison Anton Super Brite Poly.Scarlet Flame.9020 | 0.21 |
| 6. | Robison Anton Super Brite Poly.Baltic Blue.5741 | 0.21 |
| 7. | Robison Anton Super Brite Poly.Candy Apple Red.5807 | 2.65 |
| 8. | Robison Anton Super Brite Poly.Otter Gray.9115 | 25.02 |
| 9. | Robison Anton Super Brite Poly.Black.5596 | 0.63 |
| 10. | Robison Anton Super Brite Poly.Scarlet Flame.9020 | 0.30 |
| 11. | Robison Anton Super Brite Poly.Pink Sherbert.9036 | 0.72 |
| 12. | Robison Anton Super Brite Poly.Scarlet Flame.9020 | 0.18 |
| 13. | Robison Anton Super Brite Poly.Baltic Blue.5741 | 2.69 |
| 14. | Robison Anton Super Brite Poly.Scarlet Flame.9020 | 0.19 |
| 15. | Robison Anton Super Brite Poly.Baltic Blue.5741 | 0.19 |
| 16. | Robison Anton Super Brite Poly.Candy Apple Red.5807 | 2.89 |
| 17. | Robison Anton Super Brite Poly.Deep Green.5584 | 0.26 |
| 18. | Robison Anton Super Brite Poly.Bisque.5677 | 1.81 |
| 19. | Robison Anton Super Brite Poly.Scarlet Flame.9020 | 0.33 |
| 20. | Robison Anton Super Brite Poly.Baltic Blue.5741 | 0.33 |
| 21. | Robison Anton Super Brite Poly.Deep Green.5584 | 5.10 |
| 22. | Robison Anton Super Brite Poly.Candy Apple Red.5807 | 1.10 |
| 23. | Robison Anton Super Brite Poly.Deep Green.5584 | 0.14 |



Color Sequence:

Th.1(Scarlet Flame.9020) Th.2(Baltic Blue.5741) Th.3(Scarlet Flame.9020) Th.4(Baltic Blue.5741) Th.5(Scarlet Flame.9020) Th.6(Baltic Blue.5741) Th.7(Candy Apple Red.5807) Th.8(Otter Gray.9115)

Th.9(Black.5596) Th.10(Scarlet Flame.9020) Th.11(Pink Sherbert.9036) Th.12(Scarlet Flame.9020) Th.13(Baltic Blue.5741) Th.14(Scarlet Flame.9020) Th.15(Baltic Blue.5741) Th.16(Candy Apple Red.5807)

Th.17(Deep Green.5584) Th.18(Bisque.5677) Th.19(Scarlet Flame.9020) Th.20(Baltic Blue.5741) Th.21,22,23(Deep Green.5584) Th.24(Candy Apple Red.5807) Th.25(Deep Green.5584) Th.26(Bisque.5677)



| | | | |
|--|---------------------------|----------------|----------------------|
| Design Name: atwjt1062 | Date: 2018-10-03 14:46:09 | Customer Name: | Machine Set: Default |
| Size=128.0 mm x 132.2 mm (5.04 inch x 5.20 inch) Stitch No.=11922 ChangeColor No.=16 Trim No.=19 | | | |


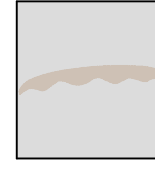
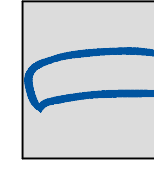
Design Note:

| No. | Thread | Length(m) |
|-----|---|-----------|
| 1. |  Robison Anton Super Brite Poly.Scarlet Flame.9020 | 0.38 |
| 2. |  Robison Anton Super Brite Poly.Baltic Blue.5741 | 0.37 |
| 3. |  Robison Anton Super Brite Poly.Scarlet Flame.9020 | 0.20 |
| 4. |  Robison Anton Super Brite Poly.Baltic Blue.5741 | 0.20 |
| 5. |  Robison Anton Super Brite Poly.Scarlet Flame.9020 | 0.25 |
| 6. |  Robison Anton Super Brite Poly.Baltic Blue.5741 | 0.25 |
| 7. |  Robison Anton Super Brite Poly.Black.5596 | 4.38 |
| 8. |  Robison Anton Super Brite Poly.Neon Green.5814 | 3.57 |
| 9. |  Robison Anton Super Brite Poly.Baltic Blue.5741 | 5.64 |
| 10. |  Robison Anton Super Brite Poly.Deviled Orange.9038 | 0.50 |
| 11. |  Robison Anton Super Brite Poly.Black.5596 | 5.95 |
| 12. |  Robison Anton Super Brite Poly.Basket Beige.9126 | 2.66 |
| 13. |  Robison Anton Super Brite Poly.Baltic Blue.5741 | 3.56 |
| 14. |  Robison Anton Super Brite Poly.Scarlet Flame.9020 | 0.31 |
| 15. |  Robison Anton Super Brite Poly.Baltic Blue.5741 | 0.30 |
| 16. |  Robison Anton Super Brite Poly.Black.5596 | 6.25 |
| 17. |  Robison Anton Super Brite Poly.Baltic Blue.5741 | 0.86 |

ZOOM 81%



Color Sequence:

| | | | | | | | |
|--|---|---|---|---|--|---|---|
| Th.1(Scarlet Flame.9020) | Th.2(Baltic Blue.5741) | Th.3(Scarlet Flame.9020) | Th.4(Baltic Blue.5741) | Th.5(Scarlet Flame.9020) | Th.6(Baltic Blue.5741) | Th.7(Black.5596) | Th.8(Neon Green.5814) |
|  |  |  |  |  |  |  |  |
| Th.9(Baltic Blue.5741) | Th.10(Deville Orange.9038) | Th.11(Black.5596) | Th.12(Basket Beige.9126) | Th.13(Baltic Blue.5741) | Th.14(Scarlet Flame.9020) | Th.15(Baltic Blue.5741) | Th.16(Black.5596) |
|  |  |  |  |  |  |  |  |
| Th.17(Baltic Blue.5741) | | | | | | |  |
|  | | | | | | | |

| | | | |
|--|---------------------------|----------------|----------------------|
| Design Name: atwjt11063 | Date: 2018-10-03 15:03:57 | Customer Name: | Machine Set: Default |
| Size=121.6 mm x 153.6 mm (4.79 inch x 6.05 inch) Stitch No.=18111 ChangeColor No.=20 Trim No.=24 | | | |

Design Note:

| No. | Thread | Length(m) |
|-----|--|-----------|
| 1. | Robison Anton Super Brite Poly.Scarlet Flame.9020 | 0.27 |
| 2. | Robison Anton Super Brite Poly.Baltic Blue.5741 | 0.26 |
| 3. | Robison Anton Super Brite Poly.Scarlet Flame.9020 | 0.35 |
| 4. | Robison Anton Super Brite Poly.Baltic Blue.5741 | 0.35 |
| 5. | Robison Anton Super Brite Poly.Scarlet Flame.9020 | 0.35 |
| 6. | Robison Anton Super Brite Poly.Baltic Blue.5741 | 0.35 |
| 7. | Robison Anton Super Brite Poly.Golden Slipper.9084 | 6.51 |
| 8. | Robison Anton Super Brite Poly.Tealeaf.9106 | 6.93 |
| 9. | Robison Anton Super Brite Poly.Raindrop.9095 | 2.97 |
| 10. | Robison Anton Super Brite Poly.Cornsilk.5695 | 3.96 |
| 11. | Robison Anton Super Brite Poly.Scarlet Flame.9020 | 9.07 |
| 12. | Robison Anton Super Brite Poly.Pink Sherbert.9036 | 0.53 |
| 13. | Robison Anton Super Brite Poly.Black.5596 | 1.00 |
| 14. | Robison Anton Super Brite Poly.Snow White.5597 | 1.58 |
| 15. | Robison Anton Super Brite Poly.Cornsilk.5695 | 2.97 |
| 16. | Robison Anton Super Brite Poly.Melon.5594 | 1.27 |
| 17. | Robison Anton Super Brite Poly.Scarlet Flame.9020 | 0.55 |
| 18. | Robison Anton Super Brite Poly.Baltic Blue.5741 | 0.55 |
| 19. | Robison Anton Super Brite Poly.Tealeaf.9106 | 4.80 |
| 20. | Robison Anton Super Brite Poly.Raindrop.9095 | 0.83 |
| 21. | Robison Anton Super Brite Poly.Scarlet Flame.9020 | 1.16 |

ZOOM 85%



Color Sequence:

Th.1(Scarlet Flame.9020) Th.2(Baltic Blue.5741) Th.3(Scarlet Flame.9020) Th.4(Baltic Blue.5741) Th.5,6,7(Scarlet Flame.9020) Th.8,9,10(Baltic Blue.5741) Th.11(Golden Slipper.9084) Th.12(Tealeaf.9106)

Th.13(Raindrop.9095) Th.14(Cornsilk.5695) Th.15,16,17(Scarlet Flame.9020) Th.18(Pink Sherbert.9036) Th.19(Black.5596) Th.20(Snow White.5597) Th.21(Cornsilk.5695) Th.22(Melon.5594)

Th.23(Scarlet Flame.9020) Th.24(Baltic Blue.5741) Th.25(Tealeaf.9106) Th.26(Raindrop.9095) Th.27(Scarlet Flame.9020)

| | | | |
|---|---------------------------|----------------|----------------------|
| Design Name: atwjt11064 | Date: 2018-10-01 21:03:10 | Customer Name: | Machine Set: Default |
| Size=110.7 mm x 150.5 mm (4.36 inch x 5.93 inch) Stitch No.=8694 ChangeColor No.=10 Trim No.=12 | | | |

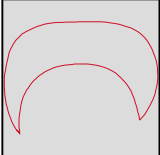
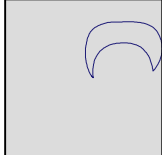

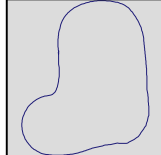
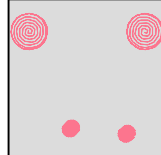


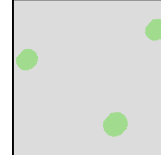


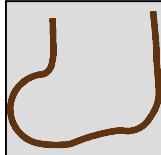
Design Note:


| No. | Thread | Length(m) |
|-----|--|-----------|
| 1. |  Robison Anton Super Brite Poly.Scarlet Flame.9020 | 0.30 |
| 2. |  Robison Anton Super Brite Poly.Fire Blue.5736 | 0.30 |
| 3. |  Robison Anton Super Brite Poly.Scarlet Flame.9020 | 0.38 |
| 4. |  Robison Anton Super Brite Poly.Fire Blue.5736 | 0.38 |
| 5. |  Robison Anton Super Brite Poly.Neon Pink.5711 | 1.39 |
| 6. |  Robison Anton Super Brite Poly.Snow White.5597 | 6.53 |
| 7. |  Robison Anton Super Brite Poly.Black.5596 | 0.67 |
| 8. |  Robison Anton Super Brite Poly.Green Oak.5619 | 0.70 |
| 9. |  Robison Anton Super Brite Poly.Scarlet Flame.9020 | 9.54 |
| 10. |  Robison Anton Super Brite Poly.Fire Blue.5736 | 0.29 |
| 11. |  Robison Anton Super Brite Poly.Sonesta Brown.9156 | 6.17 |

ZOOM 94%











Color Sequence:

| | | | | | | | |
|--|---|---|---|---|--|---|---|
| Th.1(Scarlet Flame.9020) | Th.2,3,4(Fire Blue.5736) | Th.5(Scarlet Flame.9020) | Th.6(Fire Blue.5736) | Th.7(Neon Pink.5711) | Th.8(Snow White.5597) | Th.9(Black.5596) | Th.10(Green Oak.5619) |
|  |  |  |  |  |  |  |  |
| Th.11,12,13(Scarlet Flame.9020) | Th.14(Fire Blue.5736) | Th.15(Sonesta Brown.9156) | | | | | |
|  |  |  | | | | | |



| | | | |
|--|---------------------------|----------------|----------------------|
| Design Name: atwjt11065 | Date: 2018-10-03 15:21:23 | Customer Name: | Machine Set: Default |
| Size=128.2 mm x 153.7 mm (5.05 inch x 6.05 inch) Stitch No.=16484 ChangeColor No.=15 Trim No.=17 | | | |


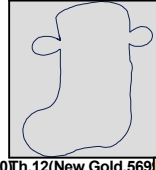
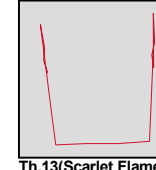
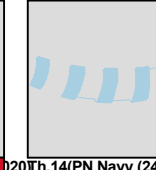

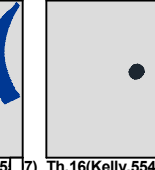
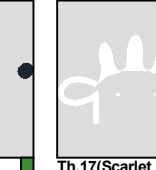



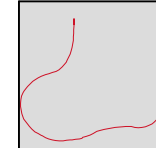
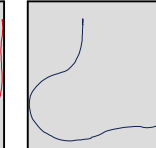
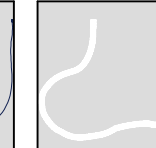

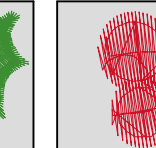

Design Note:

| No. | Thread | Length(m) |
|-----|--|-----------|
| 1. |  Robison Anton Super Brite Poly.Scarlet Flame.9020 | 0.56 |
| 2. |  Robison Anton Super Brite Poly.PN Navy (24).5824 | 0.56 |
| 3. |  Robison Anton Super Brite Poly.Scarlet Flame.9020 | 0.04 |
| 4. |  Robison Anton Super Brite Poly.Sky Blue.5539 | 2.24 |
| 5. |  Robison Anton Super Brite Poly.Sapphire.5580 | 7.53 |
| 6. |  Robison Anton Super Brite Poly.Black.5596 | 0.60 |
| 7. | Robison Anton Super Brite Poly.Snow White.5597 | 9.43 |
| 8. |  Robison Anton Super Brite Poly.Otter Gray.9115 | 0.38 |
| 9. |  Robison Anton Super Brite Poly.Scarlet Flame.9020 | 11.64 |
| 10. |  Robison Anton Super Brite Poly.New Gold.5699 | 1.25 |
| 11. |  Robison Anton Super Brite Poly.Scarlet Flame.9020 | 0.26 |
| 12. |  Robison Anton Super Brite Poly.PN Navy (24).5824 | 0.26 |
| 13. | Robison Anton Super Brite Poly.Snow White.5597 | 5.72 |
| 14. |  Robison Anton Super Brite Poly.Kelly.5540 | 3.59 |
| 15. |  Robison Anton Super Brite Poly.Scarlet Flame.9020 | 0.56 |
| 16. |  Robison Anton Super Brite Poly.TH Green.5907 | 0.26 |

ZOOM 81%



Color Sequence:

| | | | | | | | |
|--|---|---|---|---|--|---|---|
| Th.1(Scarlet Flame.9020) | Th.2(PN Navy (24).5824) | Th.3(Scarlet Flame.9020) | Th.4(Sky Blue.5539) | Th.5(Sapphire.5580) | Th.6,7,8(Black.5596) | Th.9(Snow White.5597) | Th.10(Otter Gray.9115) |
|  |  |  |  |  |  |  |  |
| Th.11(Scarlet Flame.9020) | Th.12(New Gold.5699) | Th.13(Scarlet Flame.9020) | Th.14(PN Navy (24).5824) | Th.15(Snow White.5597) | Th.16(Kelly.5540) | Th.17(Scarlet Flame.9020) | Th.18(TH Green.5907) |
|  |  |  |  |  |  |  |  |



| | | | |
|--|---------------------------|----------------|----------------------|
| Design Name: atwjt1066 | Date: 2018-10-03 15:25:52 | Customer Name: | Machine Set: Default |
| Size=121.9 mm x 153.7 mm (4.80 inch x 6.05 inch) Stitch No.=11678 ChangeColor No.=19 Trim No.=15 | | | |

Design Note:

| No. | Thread | Length(m) |
|-----|--|-----------|
| 1. | Robison Anton Super Brite Poly.Scarlet Flame.9020 | 0.41 |
| 2. | Robison Anton Super Brite Poly.Baltic Blue.5741 | 0.41 |
| 3. | Robison Anton Super Brite Poly.Scarlet Flame.9020 | 0.33 |
| 4. | Robison Anton Super Brite Poly.Baltic Blue.5741 | 0.32 |
| 5. | Robison Anton Super Brite Poly.Scarlet Flame.9020 | 0.21 |
| 6. | Robison Anton Super Brite Poly.Baltic Blue.5741 | 0.21 |
| 7. | Robison Anton Super Brite Poly.Pink Sherbert.9036 | 0.71 |
| 8. | Robison Anton Super Brite Poly.Vibrant Orange.9066 | 1.26 |
| 9. | Robison Anton Super Brite Poly.Alaska Sky.9138 | 1.02 |
| 10. | Robison Anton Super Brite Poly.Black.5596 | 1.07 |
| 11. | Robison Anton Super Brite Poly.Snow White.5597 | 4.08 |
| 12. | Robison Anton Super Brite Poly.Baltic Blue.5741 | 0.76 |
| 13. | Robison Anton Super Brite Poly.Scarlet Flame.9020 | 4.54 |
| 14. | Robison Anton Super Brite Poly.Cindy Purple.9088 | 4.57 |
| 15. | Robison Anton Super Brite Poly.Alaska Sky.9138 | 4.42 |
| 16. | Robison Anton Super Brite Poly.Scarlet Flame.9020 | 0.32 |
| 17. | Robison Anton Super Brite Poly.Baltic Blue.5741 | 0.32 |
| 18. | Robison Anton Super Brite Poly.Snow White.5597 | 1.54 |
| 19. | Robison Anton Super Brite Poly.Cindy Purple.9088 | 4.87 |
| 20. | Robison Anton Super Brite Poly.Alaska Sky.9138 | 1.25 |

ZOOM 85%



Color Sequence:

| | | | | | | | |
|--------------------------|------------------------|--------------------------|-------------------------|---------------------------|--------------------------|--------------------------|---------------------------|
| Th.1(Scarlet Flame.9020) | Th.2(Baltic Blue.5741) | Th.3(Scarlet Flame.9020) | Th.4(Baltic Blue.5741) | Th.5(Scarlet Flame.9020) | Th.6(Baltic Blue.5741) | Th.7(Pink Sherbert.9036) | Th.8(Vibrant Orange.9066) |
| Th.9(Alaska Sky.9138) | Th.10(Black.5596) | Th.11(Snow White.5597) | Th.12(Baltic Blue.5741) | Th.13(Scarlet Flame.9020) | Th.14(Cindy Purple.9088) | Th.15(Alaska Sky.9138) | Th.16(Scarlet Flame.9020) |
| Th.17(Baltic Blue.5741) | Th.18(Snow White.5597) | Th.19(Cindy Purple.9088) | Th.20(Alaska Sky.9138) | | | | |
| | | | | | | | |

| | | | |
|--|---------------------------|----------------|----------------------|
| Design Name: atwjt11067 | Date: 2018-10-04 07:39:32 | Customer Name: | Machine Set: Default |
| Size=113.4 mm x 143.2 mm (4.46 inch x 5.64 inch) Stitch No.=14542 ChangeColor No.=12 Trim No.=22 | | | |

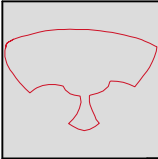
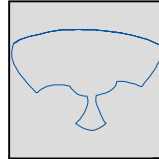
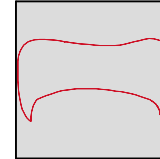
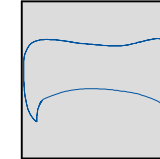

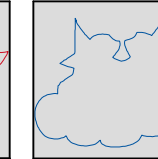
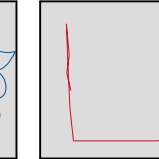
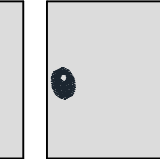






Design Note:

| No. | Thread | Length(m) |
|-----|--|-----------|
| 1. |  Robison Anton Super Brite Poly.Scarlet Flame.9020 | 0.19 |
| 2. |  Robison Anton Super Brite Poly.Baltic Blue.5741 | 0.25 |
| 3. |  Robison Anton Super Brite Poly.Scarlet Flame.9020 | 0.46 |
| 4. |  Robison Anton Super Brite Poly.Baltic Blue.5741 | 0.40 |
| 5. |  Robison Anton Super Brite Poly.Scarlet Flame.9020 | 0.43 |
| 6. |  Robison Anton Super Brite Poly.Baltic Blue.5741 | 0.43 |
| 7. |  Robison Anton Super Brite Poly.Scarlet Flame.9020 | 0.03 |
| 8. |  Robison Anton Super Brite Poly.Black.5596 | 0.53 |
| 9. |  Robison Anton Super Brite Poly.Scarlet Flame.9020 | 12.23 |
| 10. | Robison Anton Super Brite Poly.Snow White.5597 | 19.92 |
| 11. |  Robison Anton Super Brite Poly.Scarlet Flame.9020 | 2.01 |
| 12. |  Robison Anton Super Brite Poly.Baltic Blue.5741 | 0.78 |
| 13. | Robison Anton Super Brite Poly.Snow White.5597 | 9.21 |

ZOOM 92%



Color Sequence:

| | | | | | | | |
|--|---|---|---|---|---|---|---|
| Th.1(Scarlet Flame.9020) | Th.2(Baltic Blue.5741) | Th.3(Scarlet Flame.9020) | Th.4(Baltic Blue.5741) | Th.5(Scarlet Flame.9020) | Th.6(Baltic Blue.5741) | Th.7(Scarlet Flame.9020) | Th.8(Black.5596) |
|  |  |  |  |  |  |  |  |
| Th.9(Scarlet Flame.9020) | Th.10(Snow White.5597) | Th.11(Scarlet Flame.9020) | Th.12(Baltic Blue.5741) | Th.13(Snow White.5597) | | | |
|  |  |  |  |  |  | | |

| | | | |
|--|---------------------------|----------------|----------------------|
| Design Name: atwjt1068 | Date: 2018-10-03 15:56:32 | Customer Name: | Machine Set: Default |
| Size=103.8 mm x 155.4 mm (4.09 inch x 6.12 inch) Stitch No.=14482 ChangeColor No.=15 Trim No.=13 | | | |

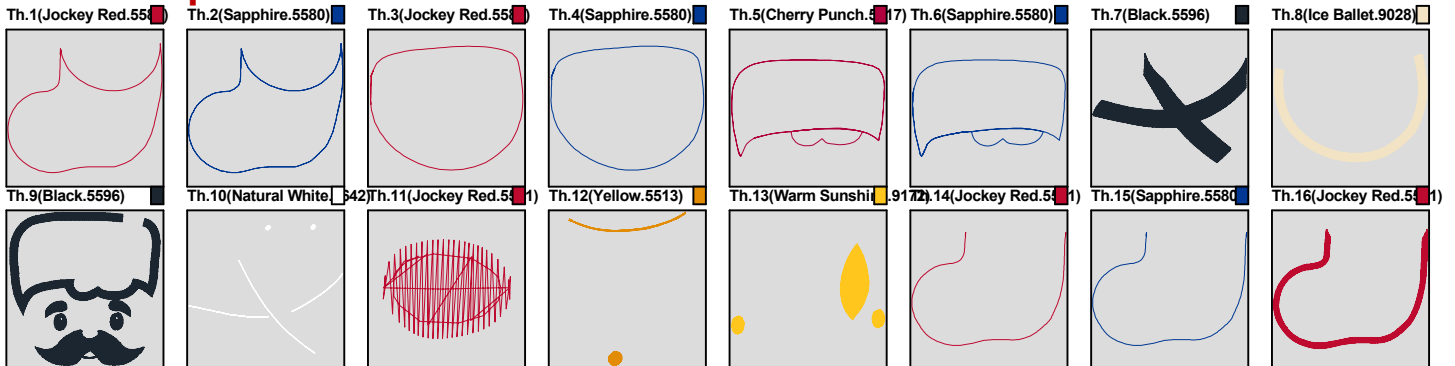
Design Note:

| No. | Thread | Length(m) |
|-----|---|-----------|
| 1. | Robison Anton Super Brite Poly.Jockey Red.5581 | 0.35 |
| 2. | Robison Anton Super Brite Poly.Sapphire.5580 | 0.69 |
| 3. | Robison Anton Super Brite Poly.Jockey Red.5581 | 0.21 |
| 4. | Robison Anton Super Brite Poly.Sapphire.5580 | 0.20 |
| 5. | Robison Anton Super Brite Poly.Cherry Punch.5717 | 0.48 |
| 6. | Robison Anton Super Brite Poly.Sapphire.5580 | 0.37 |
| 7. | Robison Anton Super Brite Poly.Black.5596 | 11.47 |
| 8. | Robison Anton Super Brite Poly.Ice Ballet.9028 | 2.78 |
| 9. | Robison Anton Super Brite Poly.Black.5596 | 9.92 |
| 10. | Robison Anton Super Brite Poly.Natural White.5642 | 0.78 |
| 11. | Robison Anton Super Brite Poly.Jockey Red.5581 | 0.32 |
| 12. | Robison Anton Super Brite Poly.Yellow.5513 | 0.73 |
| 13. | Robison Anton Super Brite Poly.Warm Sunshine.9172 | 3.57 |
| 14. | Robison Anton Super Brite Poly.Jockey Red.5581 | 0.24 |
| 15. | Robison Anton Super Brite Poly.Sapphire.5580 | 0.24 |
| 16. | Robison Anton Super Brite Poly.Jockey Red.5581 | 5.16 |

ZOOM 94%



Color Sequence:



| | | | |
|--|---------------------------|----------------|----------------------|
| Design Name: atwjtl1069 | Date: 2018-10-03 14:27:36 | Customer Name: | Machine Set: Default |
| Size=139.8 mm x 140.0 mm (5.50 inch x 5.51 inch) Stitch No.=18433 ChangeColor No.=16 Trim No.=12 | | | |

| No. | Thread | Length(m) |
|-----|---|-----------|
| 1. | Robison Anton Super Brite Poly.Scarlet Flame.9020 | 0.37 |
| 2. | Robison Anton Super Brite Poly.Baltic Blue.5741 | 0.37 |
| 3. | Robison Anton Super Brite Poly.Scarlet Flame.9020 | 0.33 |
| 4. | Robison Anton Super Brite Poly.Baltic Blue.5741 | 0.33 |
| 5. | Robison Anton Super Brite Poly.Shangri La.9047 | 5.47 |
| 6. | Robison Anton Super Brite Poly.Dark Green.5508 | 4.49 |
| 7. | Robison Anton Super Brite Poly.Scarlet Flame.9020 | 10.10 |
| 8. | Robison Anton Super Brite Poly.Snow White.5597 | 16.39 |
| 9. | Robison Anton Super Brite Poly.Coronation Gold.9014 | 2.40 |
| 10. | Robison Anton Super Brite Poly.Black.5596 | 0.60 |
| 11. | Robison Anton Super Brite Poly.Snow White.5597 | 0.06 |
| 12. | Robison Anton Super Brite Poly.Manila.5766 | 2.81 |
| 13. | Robison Anton Super Brite Poly.Singh Mist.9157 | 0.43 |
| 14. | Robison Anton Super Brite Poly.Dark Green.5508 | 1.96 |
| 15. | Robison Anton Super Brite Poly.Scarlet Flame.9020 | 0.27 |
| 16. | Robison Anton Super Brite Poly.Baltic Blue.5741 | 0.27 |
| 17. | Robison Anton Super Brite Poly.Shangri La.9047 | 6.55 |

ZOOM 74%



Color Sequence:

Th.1(Scarlet Flame.9020) Th.2,3,4(Baltic Blue.5741) Th.5,6,7(Scarlet Flame.9020) Th.8,9,10(Baltic Blue.5741) Th.11,12,13(Shangri La.9047) Th.14(Dark Green.5508) Th.15(Scarlet Flame.9020) Th.16(Snow White.5597)

Th.17(Coronation Gold.9014) Th.18(Black.5596) Th.19(Snow White.5597) Th.20(Manila.5766) Th.21(Singh Mist.9157) Th.22(Dark Green.5508) Th.23(Scarlet Flame.9020) Th.24,25,26(Baltic Blue.5741)

Th.27,28,29(Shangri La.9047)

Stocking Gift Card Holders

Project By: Jill Litchfield

Supply List:

5x7 Hoop

Fabric glue stick

Water Soluble Stabilizer - ie. Wet-n-Gone or Wash-n-Gone

Fabric - Felt works very well for this project

Scissors, seam ripper and pinking shears

Blue painters tape

Ribbon



NOTE SPECIAL INSTRUCTIONS FOR MRS. SANTA CLAUS DESIGN: I used clear plastic for the applique in Mrs. Santa Claus glasses. Do the applique with clear plastic just like you would with any of the other applique.

Take the hoop off the machine (DO NOT UNHOOP!) and lay a piece of fabric down covering the placement stitching. Use adhesive spray or a couple pieces of painter's tape. You just need to make sure the piece of fabric stays put.



Place the hoop back on the machine and sew the tack down stitch.



Cut around the tack down stitching. (Just like you would for any applique)



Put the hoop back in your machine and allow the placement stitch for the next fabric piece. Take the hoop out of the machine. (DO NOT UNHOOP!) Place a piece of fabric over the placement stitch area.



Place the hoop back into the machine and sew the tackdown stitch. Take the hoop out of the machine. (DO NOT UNHOOP!)



Cut around the tackdown stitching.



Take a 9” piece of ribbon and fold it in half. Glue the ends of the ribbon using fabric glue. Place the glued ends of the ribbon at the top of the design using either the ribbon placement stitch or the placement stitch for the hat in the design.

I used both blue painters tape and a pin to keep the ribbon in place.

Continue using the process with all the other applique pieces.

Continue to embroider the design until you get to the placement stitch for the backing of the design. Take the hoop off the machine (DO NOT UNHOOP!) place a piece of fabric over the back of the design. Use adhesive spray or a couple pieces of painter’s tape. You just need to make sure the piece of fabric stays put.



Put the hoop back onto the embroidery machine and embroider the tack down stitch.



Cut around the tackdown stitching. At the top, where the opening is,



I used pinking shears to cut the top of the backing to make it look a little nicer.



Put the hoop back into the embroidery machine and finish embroidering the design.



Cut the stabilizer from around the design. Make sure you don't cut too close that you cut the stitching around the design. (Ask me how know ☹)



You can get rid of the water soluble stabilizer in two different ways. The first is to take a wet (using very warm water) washcloth or paper towel and run it around the edge of the design. The stabilizer will disintegrate as it comes in contact with the water. The second procedure is to run the whole design under very warm water, running your finger around the edge of the design, getting rid of the excess stabilizer on the edges. Do this quickly. When all the excess stabilizer is gone around the edges put the design on a clean colorfast towel and press the design into the towel getting rid of all the excess water. Let the design dry. It will give the design a stiffness that the first process doesn't. Either way works well, it is completely a personal preference.



