



ATWKMC0171.pes
C:\ColorCharts\CutworkFruit\
Light Blue
Cream Yellow



ATWKMC0172.pes
C:\ColorCharts\CutworkFruit\
Light Blue
Deep Rose



ATWKMC0173.pes
C:\ColorCharts\CutworkFruit\
Light Blue
Mint Green



ATWKMC0174.pes
C:\ColorCharts\CutworkFruit\
Light Blue
Orange



ATWKMC0175.pes
C:\ColorCharts\CutworkFruit\
Light Blue
Dark Fuschia



ATWKMC0176.pes
C:\ColorCharts\CutworkFruit\
Light Blue
Lime Green



ATWKMC0177.pes
C:\ColorCharts\CutworkFruit\
Light Blue
Red




ATWKMC0178.pes
C:\ColorCharts\CutworkFruit\
Light Blue
Harvest Gold



ATWKMC0179.pes
C:\ColorCharts\CutworkFruit\
Light Blue
Deep Rose




ATWKMC0180.pes
C:\ColorCharts\CutworkFruit\
Light Blue
RA Rayon 2257 Peach



ATWKMC0181.pes

C:\ColorCharts\CutworkFruit\

- Light Blue
- Cream Yellow
- Leaf Green



ATWKMC0182.pes

C:\ColorCharts\CutworkFruit\

- Light Blue
- Red
- Leaf Green
- Black



ATWKMC0183.pes

C:\ColorCharts\CutworkFruit\

- Light Blue
- Red
- Leaf Green



ATWKMC0184.pes

C:\ColorCharts\CutworkFruit\

- Light Blue
- Orange
- Leaf Green



ATWKMC0185.pes

C:\ColorCharts\CutworkFruit\

- Light Blue
- Leaf Green
- Red



ATWKMC0186.pes

C:\ColorCharts\CutworkFruit\

- Light Blue
- Lime Green
- Deep Green



ATWKMC0187.pes
C:\ColorCharts\CutworkFruit\
Light Blue
Leaf Green
Red




ATWKMC0188.pes
C:\ColorCharts\CutworkFruit\
Light Blue
Harvest Gold
Leaf Green



ATWKMC0189.pes
C:\ColorCharts\CutworkFruit\
Light Blue
Leaf Green
Deep Rose



ATWKMC0190.pes
C:\ColorCharts\CutworkFruit\
Light Blue
RA Rayon 2257 Peach
Leaf Green



Outwork Directions

Hoop water soluble stabilizer and your fabric.

Stitch the first color.

The first color, LIGHT BLUE, is the outline of the areas that need to be cut. Do not use blue thread, use the color of thread that you want for the satin stitch.

After stitching the first color, remove hoop from machine (do NOT remove fabric from hoop).

Trim INSIDE the outline areas. Trim close to stitching but do not cut the stitching. Trim the bobbin thread on the wrong side of the design, you do not want stray bobbin thread to be caught in the open areas.

Return hoop to machine and continue stitching.

When design is completed, rinse the stabilizer to make it disappear.

Enjoy your outwork designs!