








No.	Thread	Length(m)
1.	 Floriani Poly.Venice Blue.383	2.11
2.	 Floriani Poly.Mint Julep.370	2.15
3.	 Floriani Poly.Blue Frost.369	4.74



Placement for Mylar  
Place your mylar on fabric and sew out  
Sew out Venice Blue 383  
Remove the Mylar  
Continue to sew out the design

No.	Thread	Length(m)
1.	 Floriani Poly.Light Blue.361	0.96
2.	 Floriani Poly.Deep Violet Purple.K38	1.62
3.	 Floriani Poly.Black.900	0.05
4.	 Floriani Poly.Old Gold.563	0.15
5.	 Floriani Poly.Light Blue.361	4.95



Placement for Mylar  
Place your mylar on fabric and sew out  
Sew out Light Blue 361 and Deep Violet  
Purple K38  
Remove the Mylar  
Continue to sew out the design

No.	Thread	Length(m)
1.	 Floriani Poly.Blue Frost.369	2.90
2.	 Floriani Poly.Peach Blossom.116	4.26



Placement for Mylar  
Place your mylar on fabric and sew out  
Sew out Blue Frost 369  
Remove the Mylar  
Continue to sew out the design

No.	Thread	Length(m)
1.	 Floriani Poly.Blue Frost.369	2.47
2.	 Floriani Poly.Columbia Blue.363	1.75
3.	 Floriani Poly.Pink Mist.123	3.38



Placement for Mylar  
Place your mylar on fabric and sew out  
Sew out Blue Frost 369  
Remove the Mylar  
Continue to sew out the design

No.	Thread	Length(m)
1.	Floriani Poly.Light Blue.361	0.29
2.	Floriani Poly.Venice Blue.383	1.13
3.	Floriani Poly.Pure White.800	1.37
4.	Floriani Poly.Light Blue.361	2.45


Placement for Mylar  
Place your mylar on fabric and sew out  
Sew out Light Blue 361  
Remove the Mylar  
Continue to sew out the design

No.	Thread	Length(m)
1.	Floriani Poly.Rose Carolina.1011	0.33
2.	Floriani Poly.Pink.103	1.94
3.	Floriani Poly.Blue Frost.369	1.48
4.	Floriani Poly.Pure White.800	1.73
5.	Floriani Poly.Amber Yellow.544	0.19
6.	Floriani Poly.Geisha.622	7.35


Placement for Mylar  
Sew out Rose Carolina 1011  
Place your mylar on fabric and sew out Pink 103, Blue Frost 369  
Remove the Mylar  
Continue to sew out the design

No.	Thread	Length(m)
1.	Floriani Poly.Light Blue.361	0.70
2.	Floriani Poly.Pure White.800	0.61
3.	Floriani Poly.Geisha.622	1.10
4.	Floriani Poly.Venice Blue.383	0.40
5.	Floriani Poly.Geisha.622	0.71
6.	Floriani Poly.Light Blue.361	3.43


Placement for Mylar  
Place your mylar on fabric and sew out  
Sew out Light Blue 361  
Remove the Mylar  
Continue to sew out the design

No.	Thread	Length(m)
1.	Floriani Poly.Pacific Blue.372	1.76
2.	Floriani Poly.Blue Frost.369	1.98
3.	Floriani Poly.Venice Blue.383	4.81





  


Placement for Mylar  
Place your mylar on fabric and sew out  
Sew out Pacific Blue 372  
Remove the Mylar  
Continue to sew out the design

No.	Thread	Length(m)
1.	 Floriani Poly.Deep Violet Purple.K38	4.69
2.	 Floriani Poly.Venice Blue.383	7.30



Placement for Mylar  
 Place your mylar on fabric and sew out  
 Sew out Deep Violet Purple K38  
 Remove the Mylar  
 Continue to sew out the design

No.	Thread	Length(m)
1.	 Floriani Poly.Pure White.800	3.40
2.	 Floriani Poly.Mint Julep.370	1.02
3.	 Floriani Poly.Light Blue.361	2.69
4.	 Floriani Poly.Mint Julep.370	4.19



Placement for Mylar  
 Place your mylar on fabric and sew out  
 Sew out Pure White 800  
 Remove the Mylar  
 Continue to sew out the design