



Feature

1. Flux build-up prevention is taken inserting molding around the resistor with resin .
2. Carbon film element.
3. Insulated shaft.
4. Long Life Type Available.

F09K Insulated Shaft Potentiometer

Electrical characteristics

- Total Resistance.....1K Ω ~1M Ω
- Total Resistance Tolerance..... 500 Ω <R<1M Ω : \pm 20%
R \leq 500 Ω or R \geq 1M Ω : \pm 30%
- Resistance Taper.....A,B,C
- Max. Operating VoltageAC 50V / DC 20V
- Rated Power.....Single Unit:0.05W
Dual Unit:0.03W
- Rotational Noise.....Less than 100mV
- Insulation Resistance.....More than 100 M Ω at DC 250V
- Withstand Voltage.....1 minute at AC 250V
- Residual Resistance.....Term. 1~2:Less than 20 Ω
Term. 2~3:Less than 20 Ω
- Gang Error(Dual Unit).....-40dB~0dB \pm 3dB

Mechanical characteristics

- Total Rotational Angle.....280 $^{\circ}$ \pm 10 $^{\circ}$
- Rotational Torque.....10 ~90 gf.cm
- Stopper Strength.....3.0Kgf.cm Min.
- Push-Pull Strength.....5.0Kgf Min
- Click Torque.....30~120gf.cm

Durability

- Rotational Life..... Standard life: 15,000 Cycles Min.
Long life: 100,000 Cycles Min.
- Operating Temperature Range.....-10 $^{\circ}$ C ~ +70 $^{\circ}$ C

HOW TO ORDER

F09K- N H 0 1 F 1 C B 100K 1

Model Series

Code	Gang Number
N	Single Gang
G	Dual Gangs

Code	Terminal & Bushing Configuration
H	Top Adjust, Bushingless
V	Side Adjust, Bushingless
A	Top Adjust, with Sleeve Bushing
B	Side Adjust, with Sleeve Bushing

See Note 4 (Bushing available only when shaft length longer than 20mm)

Code	Height: (See Note 2)
0	Not Available (for Top Adjust Type Only)
1	6.5 mm (for Side Adjust Type Only)
2	10.0 mm (for Side Adjust Type Only)
3	12.5mm (for Side Adjust Type Only)

Shaft type & length
See Note 3

Full CCW Position
See Note 1

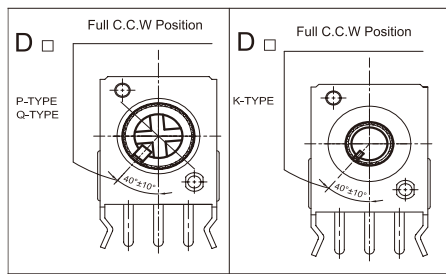
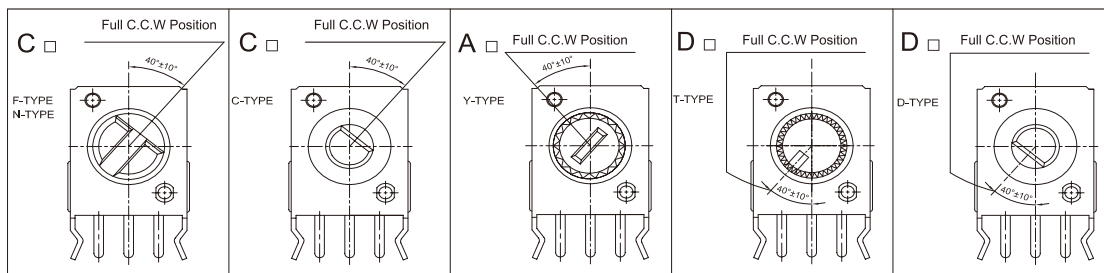
Code	Detent Option
0	No Detent
1	Center Detent (For Single Gang Only)
2	21 Detents (For Single Gang Only)

Code	Resistance Taper
A	Audio (15A)
B	Linear (1 Gang : 1B ; 2 Gangs : 3B)
C	Reverse Audio(15C)
D	Audio (10A)

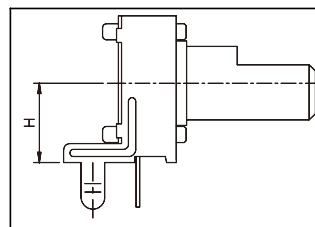
Total Resistance
1K
2K
5K
10K
20K
50K
100K
200K
500K
1MEG

Code	Operation Life
(Blank)	Std. Life w/o anti-sulfur
1	Std. Life w/ anti-sulfur
2	Long Life w/ anti-sulfur(Single Gang)
3	Long Life w/o anti-sulfur(Single Gang)

Note 1: Full C.C.W position



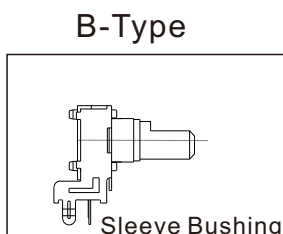
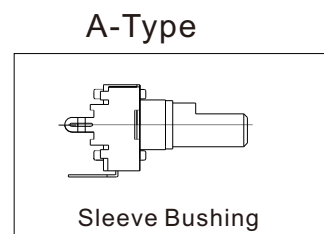
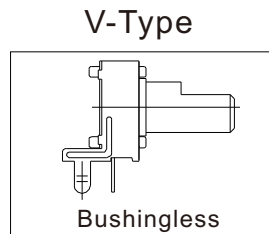
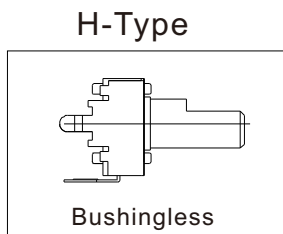
Note 2: Height(H)



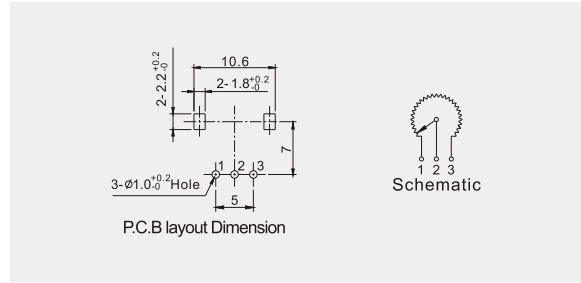
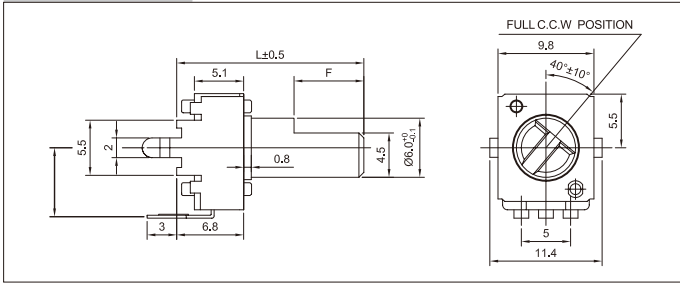
Note 3: Shaft Type & Shaft Length

<p style="text-align: center;">F-TYPE</p> <table border="1" style="margin-left: auto; margin-right: auto;"> <tr><td>Code</td><td>1</td><td>2</td><td>3</td><td>4</td><td>5</td><td>6</td><td>7</td><td>8</td></tr> <tr><td>L</td><td>15</td><td>18</td><td>20</td><td>25</td><td>25</td><td>30</td><td>34</td><td>35</td></tr> <tr><td>F</td><td>6</td><td>7</td><td>7</td><td>12</td><td>12</td><td>11</td><td>12</td><td>12</td></tr> </table>	Code	1	2	3	4	5	6	7	8	L	15	18	20	25	25	30	34	35	F	6	7	7	12	12	11	12	12	<p style="text-align: center;">P-TYPE</p> <table border="1" style="margin-left: auto; margin-right: auto;"> <tr><td>Code</td><td>1</td><td>2</td><td>3</td><td>4</td><td>5</td><td>6</td><td>7</td></tr> <tr><td>L</td><td>9.5</td><td>15</td><td>15</td><td>20</td><td>25</td><td>30</td><td>35</td></tr> <tr><td>I</td><td>0</td><td>6</td><td>7</td><td>7</td><td>7</td><td>7</td><td>7</td></tr> </table>	Code	1	2	3	4	5	6	7	L	9.5	15	15	20	25	30	35	I	0	6	7	7	7	7	7
Code	1	2	3	4	5	6	7	8																																												
L	15	18	20	25	25	30	34	35																																												
F	6	7	7	12	12	11	12	12																																												
Code	1	2	3	4	5	6	7																																													
L	9.5	15	15	20	25	30	35																																													
I	0	6	7	7	7	7	7																																													
<p style="text-align: center;">Y-TYPE</p> <table border="1" style="margin-left: auto; margin-right: auto;"> <tr><td>Code</td><td>1</td><td>2</td><td>3</td><td>4</td><td>5</td><td>6</td><td>7</td></tr> <tr><td>L</td><td>15</td><td>16</td><td>20</td><td>25</td><td>30</td><td>35</td><td>15</td></tr> <tr><td>I</td><td>7</td><td>7</td><td>7</td><td>7</td><td>7</td><td>7</td><td>6</td></tr> </table>	Code	1	2	3	4	5	6	7	L	15	16	20	25	30	35	15	I	7	7	7	7	7	7	6	<p style="text-align: center;">Q-TYPE</p> <table border="1" style="margin-left: auto; margin-right: auto;"> <tr><td>Code</td><td>1</td><td>2</td></tr> <tr><td>L</td><td>15</td><td>20</td></tr> <tr><td>I</td><td>7</td><td>7</td></tr> </table>	Code	1	2	L	15	20	I	7	7																		
Code	1	2	3	4	5	6	7																																													
L	15	16	20	25	30	35	15																																													
I	7	7	7	7	7	7	6																																													
Code	1	2																																																		
L	15	20																																																		
I	7	7																																																		
<p style="text-align: center;">T-TYPE</p> <table border="1" style="margin-left: auto; margin-right: auto;"> <tr><td>Code</td><td>1</td><td>2</td><td>3</td><td>4</td><td>5</td></tr> <tr><td>L</td><td>15</td><td>20</td><td>25</td><td>30</td><td>35</td></tr> <tr><td>I</td><td>6</td><td>7</td><td>7</td><td>7</td><td>7</td></tr> </table>	Code	1	2	3	4	5	L	15	20	25	30	35	I	6	7	7	7	7	<p style="text-align: center;">C-TYPE</p> <table border="1" style="margin-left: auto; margin-right: auto;"> <tr><td>Code</td><td>1</td></tr> <tr><td>L</td><td>12.5</td></tr> <tr><td>F</td><td>4.5</td></tr> </table>	Code	1	L	12.5	F	4.5																											
Code	1	2	3	4	5																																															
L	15	20	25	30	35																																															
I	6	7	7	7	7																																															
Code	1																																																			
L	12.5																																																			
F	4.5																																																			
<p style="text-align: center;">N-TYPE</p> <table border="1" style="margin-left: auto; margin-right: auto;"> <tr><td>Code</td><td>1</td><td>2</td><td>3</td><td>4</td><td>5</td><td>6</td></tr> <tr><td>L</td><td>15</td><td>20</td><td>25</td><td>30</td><td>34</td><td>35</td></tr> <tr><td>F</td><td>6</td><td>7</td><td>12</td><td>12</td><td>12</td><td>12</td></tr> </table>	Code	1	2	3	4	5	6	L	15	20	25	30	34	35	F	6	7	12	12	12	12	<p style="text-align: center;">D-TYPE</p> <table border="1" style="margin-left: auto; margin-right: auto;"> <tr><td>Code</td><td>1</td></tr> <tr><td>L</td><td>12.5</td></tr> <tr><td>F</td><td>4.5</td></tr> </table>	Code	1	L	12.5	F	4.5																								
Code	1	2	3	4	5	6																																														
L	15	20	25	30	34	35																																														
F	6	7	12	12	12	12																																														
Code	1																																																			
L	12.5																																																			
F	4.5																																																			
<p style="text-align: center;">K-TYPE</p> <table border="1" style="margin-left: auto; margin-right: auto;"> <tr><td>Code</td><td>1</td><td>2</td><td>3</td><td>4</td></tr> <tr><td>L</td><td>20</td><td>25</td><td>30</td><td>35</td></tr> <tr><td>I</td><td>7</td><td>7</td><td>7</td><td>7</td></tr> </table>	Code	1	2	3	4	L	20	25	30	35	I	7	7	7	7																																					
Code	1	2	3	4																																																
L	20	25	30	35																																																
I	7	7	7	7																																																

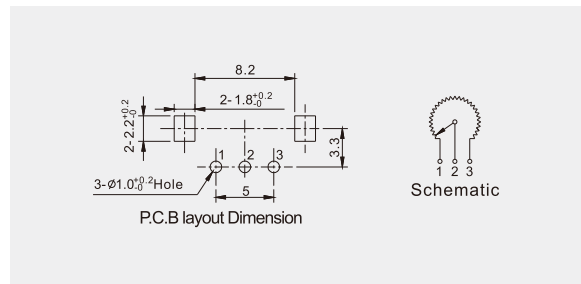
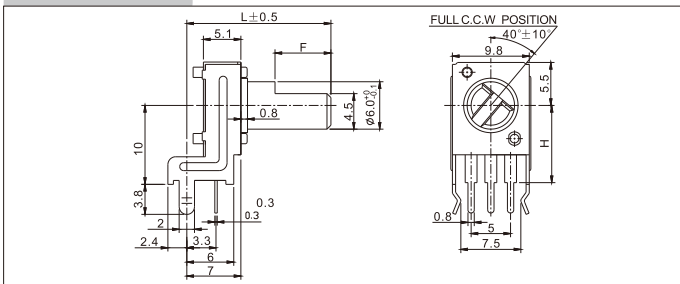
Note 4: Terminal & Bushing Configuration



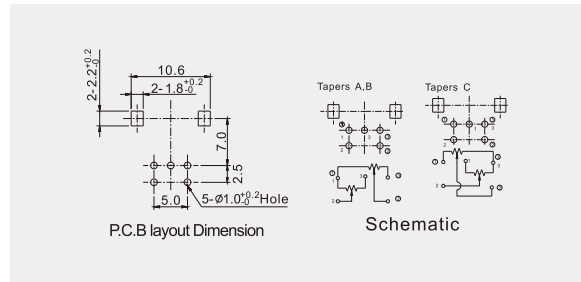
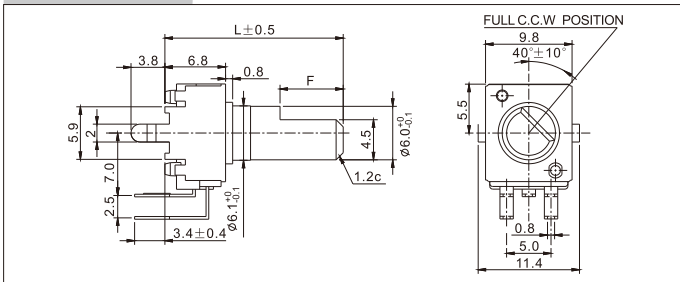
F09K- NH 1 Gang, Top Adjust



F09K- NV 1 Gang, Side Adjust



F09K- GH 2 Gangs, Top Adjust



F09K- GV 2 Gangs, Side Adjust

