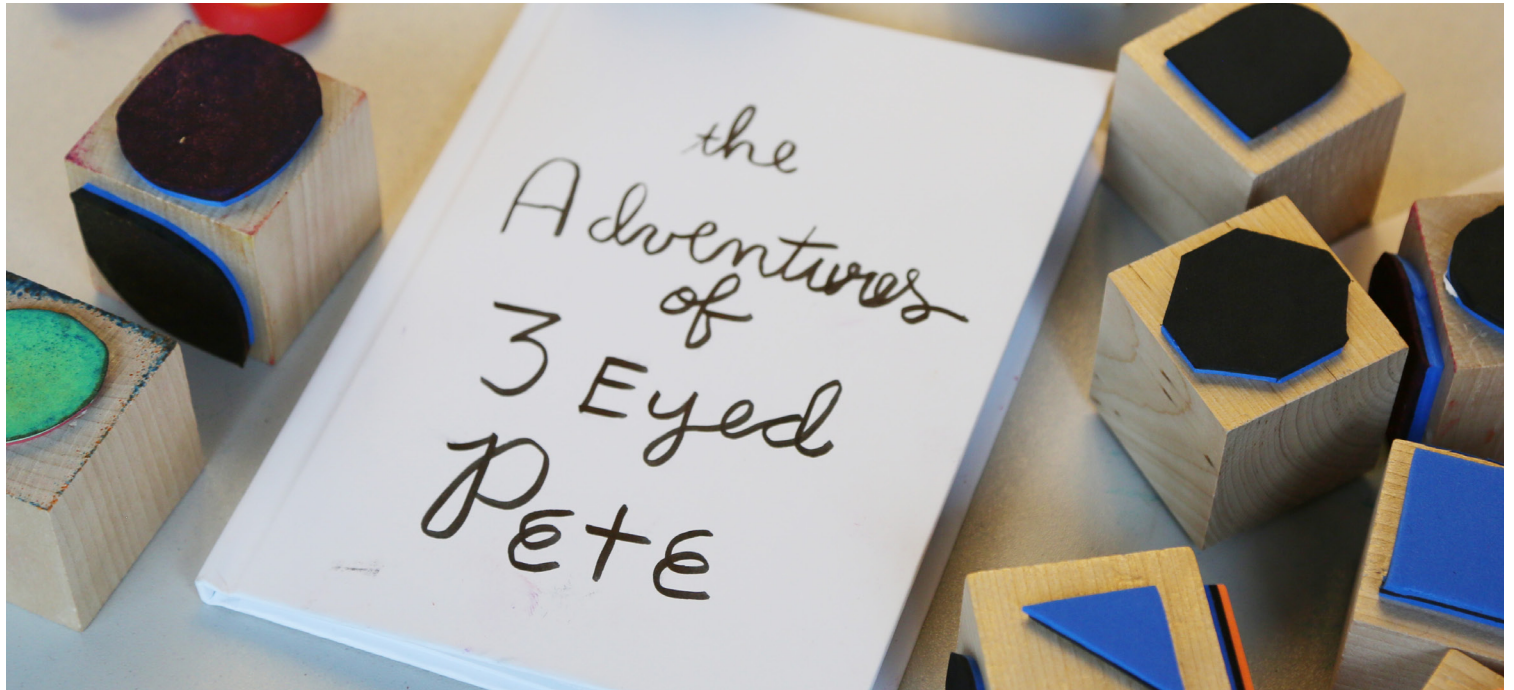


a project from



wee society®





## What you'll need

---

### Blank books

(We used [these books](#), but you can always make your own.)

### Full-sheet labels or white paper and glue stick

### Scissors

### Adhesive [foam sheets](#)

(You can also get premade [foam shapes like these](#).)

### Wood blocks

### Stamp pads

### Pencil

### Fine-tip markers

### Snack

(Optional)

## Here wee go!

---

### Step 1

### Write your spooky story.

Print the worksheet, fill it out, trim it out and put it in your book. (Tip: "Spread" means two pages (left and right) together. If you put your words on the left page, you can fill the whole right page with your awesome illustrations.)

### Step 2

### Make your own stamps.

Layer your foam sheets two or three sheets thick. Then cut out simple shapes (like triangles, circles and squares) and stick them to your wood blocks.

### Step 3

### Illustrate your story.

Use the pictures on the cover (or on our blog) as a guide. We were inspired by the art of the great Ed Emberley. (Tip: Place a piece of scratch paper over your illustrations before turning the page while it is drying.)

### Step 4

### Share the scare!

Take a picture of your favorite spread and share it on [www.facebook.com/weesociety](http://www.facebook.com/weesociety). Then read your spooky story with your family and friends!



Fill it out. Trim it out. Stick it down.  
Make it awesome (and spooky).



wee society®



Words and pictures by

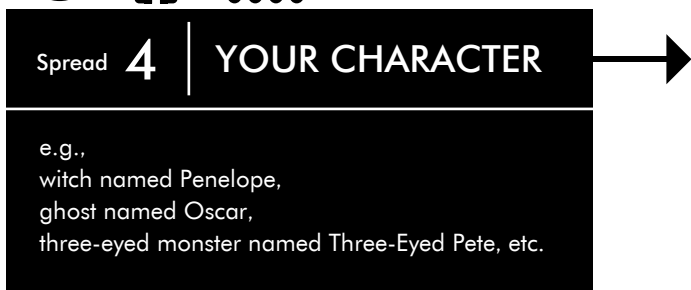

---



This is for

---

In a spooky forest full  
of ginormous trees,



there lived a

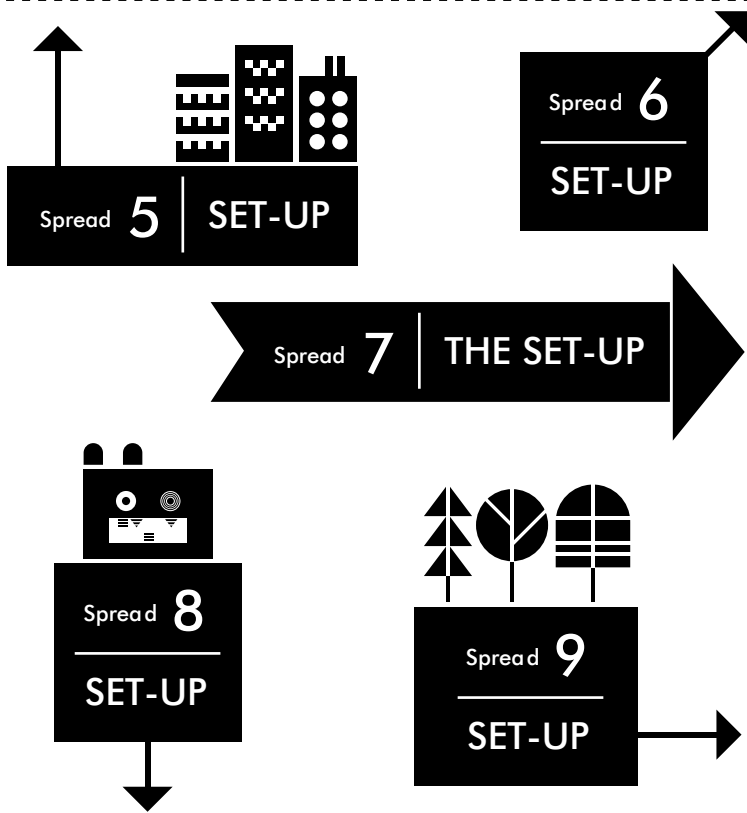
---

named \_\_\_\_\_.

Each  
Halloween night,

\_\_\_\_\_ (character name)

went into the city to  
scare boys and girls.



\_\_\_\_\_ (character)

even scared a dog  
dressed up as

First,

\_\_\_\_\_ (character name )

scared a boy  
dressed as a

Then, \_\_\_\_\_

(he/she/it)

spooked a girl in a  
\_\_\_\_\_ costume.

Satisfied with  
spooking,

\_\_\_\_\_ (character name)

returned to the  
forest with  
ginormous trees.

When all of a sudden, \_\_\_\_\_  
\_\_\_\_\_  
\_\_\_\_\_  
\_\_\_\_\_!

\_\_\_\_\_ (character name)  
felt \_\_\_\_\_  
\_\_\_\_\_  
\_\_\_\_\_  
\_\_\_\_\_.

Spread **10** | **CONFLICT**  
e.g., his three eyes spotted something moving! It must be a GHOST!

Spread **11** | **CONFLICT**  
e.g., Pete felt like his second eye was going to pop out of his head. His heart was jumping in his stomach.

Spread **12** | **RESOLUTION**  
e.g., Then he realized it was just the dog he had spooked earlier in the city.

Spread **13** | **RESOLUTION / ENDING**  
e.g., Now Pete had a buddy who liked to scare as much as he did.




Then, \_\_\_\_\_  
(he/she/it )  
realized \_\_\_\_\_  
\_\_\_\_\_  
\_\_\_\_\_  
\_\_\_\_\_.

Now, \_\_\_\_\_  
\_\_\_\_\_  
\_\_\_\_\_  
\_\_\_\_\_  
\_\_\_\_\_.

**The End.**  
(For now.)

happy halloween



wee society®

find more fun stuff at [weesociety.com](http://weesociety.com)

©2014 Wee Society LLC