

# How to tell a joke

1.

## Practice.

Read the joke out loud a few times  
until you remember it.  
Then try it in front of a mirror.

2.

## Ask first.

Find a friend or family member and ask,  
“Want to hear a joke?”  
(They’ll almost always say yes.)

3.

## Set it up.

As you start the joke, make sure  
you’re slow and clear, so they  
understand every word.

4.

## Pause.

This is the toughest part, especially  
when you’re nervous or excited.  
But the pause creates suspense  
and makes the joke much funnier.


5.

## Punch line!

Slowly and clearly deliver the punch line.

Then wait for the laughs. If it’s a bust,  
move on—try another joke.  
You can do it. You’re hilarious.

Who lived next  
door to the horse?  
His neigh-bor!



Knock, knock.  
Who’s there?  
Lettuce.  
Lettuce who?  
Lettuce in!  
It’s cold outside.



Where do  
basketball  
players sleep?  
In dunk beds.






What do you  
call a train  
that’s under  
the weather?  
Ahh-choo choo.





A pretty funny joke I know:



Four horizontal lines for writing a joke.




When I told it to

name:

this was their reaction:

- snort-laugh
- guffaw
- giggles
- confusion
- polite grin
- delayed chuckle
- head shake
- nada

The best joke-teller I know:



A large rectangular box for writing the name of the best joke-teller.

This person has the best laugh:

name:

It sounds a little like a:

Where does a dog ride  
a roller coaster?

At a theme bark.

Illustrated by:



wee society®

Reprinted with permission from  
Wee Hee Hee: A Collection of Pretty Funny Jokes & Pictures  
©2020 Wee Society LLC