





1611-1711 Changing the feed wheel

Remove both side covers


Remove retaining E clips beside Feed Wheel and guide wheels



Loosen, but do not remove, the set screws on the feed wheel and guide rollers.



Remove the two top gears



Remove E clip from side of shaft

The shaft can now be slipped to one side so the feed wheel can be slipped off and replaced.

Insure to tighten the set screws into the flat part of the shaft.