



KINDLE COVER INSTRUCTIONS

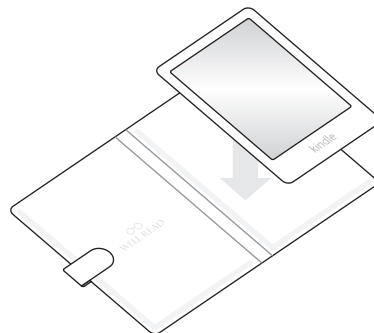
1. Peel the backing sheet off the two velcro pads marked 'B' and place them on the back of the Kindle as shown.



2. Affix the two velcro pads marked 'A' to the pads from the previous step and then remove the backing paper.



3. Place the Kindle screen side up onto the inside of the back flap of your Well Read cover. Press firmly for a few seconds to allow the adhesive to stick.



Scan the QR code to view the video demonstration



wellreadcompany.com