



**Sale Ends Apr. 30, 2024**

## UPS (Uninterruptible Power Supplies)

**625 VA  
(330W) UPS**  
Model JPOP-625



**\$99<sup>95</sup> ea**

- 8 outlets
- 1) 6 AH battery
- LED status indicator
- Surge & overload protection
- Phone/Fax/Internet suppression via RJ11, RJ45 combo jack

**1000 VA  
(600W) UPS**  
Model JPRO-1000LCD



**\$189<sup>95</sup> ea**

- 8 outlets
- 2) 7 AH battery
- LCD status screen
- Surge & overload protection
- Phone/Fax/Internet suppression via RJ11, RJ45 combo jack

**2000 VA  
(1200W) UPS**  
Model JPRO-3000LCD



**\$259<sup>95</sup> ea**

- 8 outlets
- 2) 9 AH battery
- LCD status screen
- Surge & overload protection
- Phone/Fax/Internet suppression via RJ11, RJ45 combo jack

## 5-in-1 Multi-Bit Screwdriver / Nut Driver

Model JMBS-32476

- Cushion-Grip™ handle for greater torque and comfort
- Handle end is marked for quick ID
- Includes 5/16-Inch (8 mm) nut driver plus #1 and #2 Phillips, 1/4-Inch and 3/16-Inch (7 mm and 5 mm) slotted screwdrivers



**\$11<sup>95</sup> ea**

## 11-in-1 Multi-Bit Screwdriver / Nut Driver

Model JMBS-32500

- Cushion-Grip™ handle
- Blast finish bit tips provide firm hold & reduce cam-out
- 8 industrial strength heat treated bits & 3 nut driver sizes:

3/8-Inch, 5/16-Inch & 1/4-Inch nut drivers, #1 & #2 Phillips, 1/4-Inch & 3/16-Inch slotted, T10 & T15 TORX, & #1 & #2 square recess



**\$17<sup>95</sup> ea**

## 4-in-1 Electronics Screwdriver with Tip Storage & pocket clip

JMBS-32614

- 4 different tips in one tool
- Includes #0 & #00 Phillips, 1/8-Inch & 3/32-Inch slotted tips
- Rotating cap for optimum and precise control
- Versatile interchangeable barrel has both a short and long side
- Cushion-Grip™ handle for maximum comfort
- Steel bits with heat treated precision ground tips
- Corrosion-resistant anodized aluminum plated barrel

**\$16<sup>95</sup> ea**



## 16-Color 4-Effect LED Striplight w/ IR Remote Control - 5M (16.4')

Model EC-SLED-RGB

See Page 50  
for Details



LED

**\$24<sup>95</sup> ea**  
**2 for \$40<sup>00</sup>**



# 110 VAC "Neon" RGB LED Light Strip Kits, Waterproof, Flexible, Super Bright

LED Lighting



- Kits Include:
- Neon LED light strip
  - 4-pin connector, & plastic end cap
  - LED controller w/ IR remote control
  - Aluminum wall brackets (2 per Meter)



- Model EC-NLED-RGB-110V-5M (5 meters [16.4'] length) ----- **\$69.95**
- Model EC-NLED-RGB-110V-10M (10 meters [32.8'] length) ----- **\$109.95**
- Model EC-NLED-RGB-110V-15M (15 meters [49.2'] length) ----- **\$149.95**
- Model EC-NLED-RGB-110V-20M (20 meters [65.6'] length) ----- **\$199.95**

**Custom Lengths 21-50 meters (65.6-164 Ft.) - \$9.00/meter (Includes 1500W controller)**

- Rated voltage : 110 VAC
- Lifetime: Over 50,000 hours
- Output Power : 7Watts per Meter
- Luminous Flux : 3000 LM per Meter
- Rated IP65 Waterproof (Use indoors or outdoors)
- Dimensions: 0.21"W x 0.62"H (8mmW x 16mmH)
- Flexible, cuttable, & linkable (May be bent to shape)

## 1500W IR Controller

Model EC-NLED-RGB-110V-IR

- 110 VAC power
- 16.5 Ft. (5 Meter) IR remote range
- Controls up to 165 Ft. (50 meters) of striplight
- 16 colors, 4 modes, adjustable speed & brightness

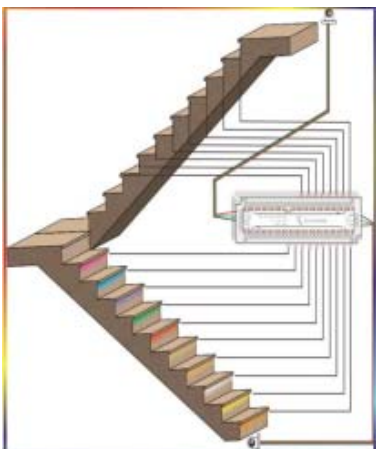
**\$39.95**



# 12VDC Stair Lighting / Step Sensor Lighting Controller

## 12VDC Stair Lighting Controller

Model JE-SLC1



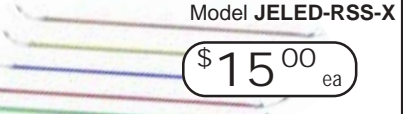
- Automatic stair footlights
- Add safety and beauty to your stairs
- Choose from several lighting modes

**\$119.95** ea

## 12VDC Stair Lighting 1 Meter Rigid Sealed Strips

Model JELED-RSS-X

**\$15.00** ea



- Available Colors:  
Red (X=RD), Blue (X=BL), Green (X=GR),  
Cold White (X=CW), Warm White(X=WW)

## 12VDC Stair Lighting Strip 5 Meter Roll

IP 68 Weather Rated

.ED68-X



**\$50.00** ea

- Available Colors:  
Red (X=RD), Blue (X=BL), Green (X=GR),  
Cold White (X=CW), Warm White(X=WW)

Custom Cuttable to Match Stair

## WiFi Video Doorbell

Model JWIFI-DBN7

- Night vision
- 2-Way audio
- Wide angle lens
- Long battery life
- 1080p resolution
- Weather resistant
- PIR motion detection
- Notification to smart phones

\$79<sup>95</sup> ea



Smartphone Support



Motion Alert & Entry Intercoms

## Entrycom One Door Entry Intercom System

Model ECOM-1-KIT



\$79<sup>95</sup> ea



### Simple Do-It-Yourself Installation

- Homes • Offices • Reception Areas •
- Loading Docks • Construction Sites • Schools •
- Houses of Worship • Retail Stores • & More! •

### Room/Office Master Station

Power Supply Included

- Nice Audible Tone
- Adjustable Volume Control
- Convenient Surface Mount Design
- Includes plug-in 13V/800mA power supply
- Selectable Audio Monitoring/Silent Stand By
- Quality push buttons for years of trouble free service
- Door Release Supplies Dry Contact or Voltage for Door Strike\*
- \*(Voltage Output Option is 12VDC -Operates most door strikes)

### Weatherproof Door/Sub Station

- Hands Free Communication
- Push Button to Send Tone to Master
- Polypropylene Speaker & Quality Push Button for Long Life

## Wireless 4-Zone Alert System

Model RA-49661-K1Q



### Complete System

- (1) Receiver/Speaker Base Unit
- (1) Pushbutton Transmitter

\$59<sup>95</sup> ea

- 18 programmable ring tones
- LED warnings for low battery on either receiver or transmitter
- Operates on 6VDC adapter (Below) or 3 "C" batteries (Both not included)
- Connect up to 4 wireless transmitters
- 1 form "C" output relay (1A@50VDC)
- Up to 1,000 Ft. (350M) line of sight range
- Each channel independently programmable
- Audible (96dB Max.) & visual (Flasher) alerts

6VDC/500mA

Power Supply

Model JPS-6500

\$12<sup>95</sup> ea



## Wireless Outdoor PIR Sensor

Model RA-49661-DSQ

\$39<sup>95</sup> ea



- Adjustable mounting angle
- Programmable range up to 39' (12M)

## Wireless Indoor PIR Sensor

Model RA-49661-PRQ

\$37<sup>95</sup> ea



- Adjustable mounting angle
- Sensing range up to 39' (12M)

## Wireless Window/Door Magnetic Contact

Model RA-49661-MCQ

\$25<sup>95</sup> ea



- Magnet mounts on either side
- Adhesive backing - No screws required

## One Door Intercom Kit with 1 Interior Station

Model C-123L

\$127<sup>50</sup> ea



- Open voice door answering with door release
- Adjustable communication volume
- Automatically turns off in 20 seconds
- Battery or DC power supply (Not included)

## One Door Intercom Kit with 2 Interior Stations

Model C-123LW

\$247<sup>50</sup> ea



- Dual master set - 1 door station & 2 master stations
- Additional masters may be added (Each master requires a separate power supply)
- Open voice door answering with door release
- Adjustable communication volume
- Automatically turns off in 20 seconds
- Battery or DC power supply (Not included)

6VDC/500mA

Power Supply

Model JPS-6500

\$12<sup>95</sup> ea



# IP Video Doorphone & Intercom Kits

*Always Know Who's At Your Door Via Your Cell Phone!*

• iOS & Android App Support • Remote Door Open • 2-Way Communication • Uses Cat5 or Cat6 Cable •



## 1-Apartment IP Video Intercom Kit

Model JEVI-701K-IP

**\$599<sup>95</sup>** kit  
Includes Surface or Fush frame (Specify)

### COMPLETE KIT CONTAINS:

- 1) PoE power supply/interface
- 1) Surface/Fush frame (Specify)
- 1) 7" color touch screen/monitor station
- 1) 1-Button camera/lobby station



## 2-Apartment IP Video Intercom Kit

Model JEVI-702K-IP

**\$829<sup>95</sup>** kit  
Includes Surface or Fush frame (Specify)

### COMPLETE KIT CONTAINS:

- 1) PoE power supply/interface
- 1) Surface/Fush frame (Specify)
- 2) 7" color touch screen monitor stations
- 1) 1-Button camera/lobby station



## 3-Apartment IP Video Intercom Kit

Model JEVI-703K-IP

**\$1049<sup>95</sup>** kit  
Includes Surface or Fush frame (Specify)

### COMPLETE KIT CONTAINS:

- 1) PoE power supply/interface
- 1) Surface/Fush frame (Specify)
- 3) 7" color touch screen monitor stations
- 1) 1-Button camera/lobby station

<b>4-Apartment IP Video Intercom Kit</b>	Model JEVI-704K-IP ----- Includes Surface or Fush frame (Specify)-----	<b>\$1249<sup>95</sup></b> kit
<b>5-Apartment IP Video Intercom Kit</b>	Model JEVI-705K-IP ----- Includes Surface or Fush frame (Specify)-----	<b>\$1449<sup>95</sup></b> kit
<b>6-Apartment IP Video Intercom Kit</b>	Model JEVI-706K-IP ----- Includes Surface or Fush frame (Specify)-----	<b>\$1649<sup>95</sup></b> kit
<b>7-Apartment IP Video Intercom Kit</b>	Model JEVI-707K-IP ----- Includes Surface or Fush frame (Specify)-----	<b>\$1849<sup>95</sup></b> kit

**Pushbutton Door Station Systems for 8-31 Apartments Available -- CALL FOR PRICE**



## Digital Door Station 8-Apartment IP Video Intercom Kit

Model JEVI-708K-IP

**\$2234<sup>95</sup>** kit  
Includes Surface or Fush frame (Specify)

### COMPLETE KIT CONTAINS:

- 8 alarm inputs
- Standard PoE
- 1024 x 600 resolution
- Views live videos of door stations & linked cameras
- Stores messages and captures pictures on TF card
- Remote unlocking via the client software or the mobile client

**Digital Door Station Systems from 9-999 Apartments Available ---- CALL FOR PRICE**

**Indoor Monitor Station**  
**7" Touch Screen**  
Model JEVI-6320

**\$200<sup>00</sup>**



- 8 alarm inputs
- Standard PoE
- 1024 x 600 resolution
- Views live videos of door stations & linked cameras
- Stores messages and captures pictures on TF card
- Remote unlocking via the client software or the mobile client

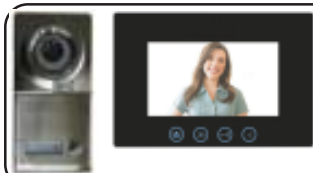
# 2-Wire Multi-Apartment Video Intercom Kits

- 2-wire connection, DIY installation
- Simple dip switch component enrollment
- IP65 waterproof & vandalproof lobby panel

- Flush mounted stainless steel lobby panel w/ backbox
- 1.0MP HD 700 line camera W/ 6) IR LEDs & 3.6mm lens
- Wall mounted, 800 x 480 pixel, 7" TFT HD monitor, W/ 9 selectable ring tones

Specify **Black or White**  
Monitor Trim.

2-Wire Video Intercom



## 1-Apartment 2-Wire Video Intercom Kit

\$249<sup>95</sup> ea

Model **ECVI-700K-2W**  
**COMPLETE KIT CONTAINS:**

- 1) ECVI-PSD-2W power supply
- 1) ECVI-PSI-2W power separator
- 1) ECVI-700MDP-2W 7" color monitor station
- 1) ECVI-LS1-2W 1-Button surface mount lobby station

*Reliable Dip-Switch Coding!*

## 2-Apartment 2-Wire Video Intercom Kit


Model **ECVI-702K-2W**

\$549<sup>95</sup> ea

## 3-Apartment 2-Wire Video Intercom Kit

Model **ECVI-703K-2W**

\$765<sup>00</sup> ea



## 4-Apartment 2-Wire Video Intercom Kit

\$1029<sup>95</sup> ea

Model **ECVI-704K-2W**

**COMPLETE KIT CONTAINS:**

- 1) ECVI-PSD-2W power supply
- 1) ECVI-DIS4-2W layer adaptor
- 1) ECVI-PSI-2W power separator
- 4) ECVI-700MDP-2W 7" color monitor stations
- 1) ECVI-LS4-2W 4-Button flush mt lobby station

*Reliable Dip-Switch Coding!*

## 5-Apartment 2-Wire Video Intercom Kit

Model **ECVI-705K-2W**

\$1259<sup>95</sup> ea

## 6-Apartment 2-Wire Video Intercom Kit

Model **ECVI-706K-2W**

\$1429<sup>95</sup> ea

## 7-Apartment 2-Wire Video Intercom Kit

Model **ECVI-707K-2W**

\$1594<sup>95</sup> ea

## 8-Apartment 2-Wire Video Intercom Kit

Model **ECVI-708K-2W**

\$1749<sup>95</sup> ea

## 9-Apartment 2-Wire Video Intercom Kit

Model **ECVI-709K-2W**

\$2029<sup>95</sup> ea

**Larger Systems up to 32 Apartments Available --- CALL FOR PRICE**

### 4 Branch Controller / Dual Entry Adapter

Model **ECVI-DIS4-2W**

\$55<sup>00</sup> ea


- 1 required for each block of 4 monitors
- Permits installation of 2<sup>nd</sup> lobby panel for 2<sup>nd</sup> entry
- Dimensions: 3.5" x 2.8" x 1.8" (89 x 72 x 45mm)



### 7" TFT Monitor

Model **ECVI-700M-2W-B (Black)**  
Model **ECVI-700M-2W-W (White)**

- 800 x 480 pixel
- 9 selectable ring tones
- Dimensions: 9.4" x 6.3" x 1.1" (240 x 160 x 28mm)
- Blue backlight touch buttons: Talk, alarm, monitor, unlock



\$165<sup>00</sup> ea

### PVC Jacketed Intercom Wire

2 Conductor 18 Ga. Stranded

Model **JHT-782/500 (500 Ft. spool) ---**

\$79<sup>50</sup>

2 Conductor 16 Ga. Stranded

Model **JHT-762/500 (500 Ft. spool) ---**

\$99<sup>50</sup>

2 Conductor 14 Ga. Stranded

Model **JHT-742/500 (500 Ft. spool) -**

\$139<sup>50</sup>

### Wiring Requirements

1-19 Monitors (2 cond. non-twisted pair) :

Power to Lobby - 18ga - Up to 197 Ft. (60M); 16ga - Up to 262 Ft. (80M)

Power to Distributor - 18ga - Up to 197 Ft. (60M); - 16ga - Up to 262 Ft. (80M)

Distributor to Monitor - 18ga - Up to 98 Ft. (30M); - 16ga - Up to 131 Ft. (40M)

20+ Monitors (2 cond. non-twisted pair) :

Power to Lobby - 16ga - Up to 197 Ft. (60M); - 14ga - Up to 262 Ft. (80M)

Power to Distributor - 16ga - Up to 197 Ft. (60M); - 14ga - Up to 262 Ft. (80M)

Distributor to Monitor - 16ga - Up to 98 Ft. (30M); - 14ga - Up to 131 Ft. (40M)



## Bluetooth Access Controllers With Prox Reader

- Easy Installation • No control panel necessary • Operates on 9 - 25 V - Output Modes: Timed relock (1-1,800 sec.), continually locked or unlocked, & toggle Hold Open
- Hold door open with code or app (Customizable) • User Customization • Individually customizable output mode / time • Multiple User Types: Permanent, scheduled, temporary, # of times.

### Prox.

Model  
**JPR-B1124-PQ**



**\$179.95**

### Keypad with Prox.

Model **JSK-B141-PQ**



**\$259.95**

### Mullion Keypad w/ Prox.

Model **JSK-B241-PQ**




**\$259.95**

#### Prox Tag Key Fobs

For These and Other Readers


Model **JPR-K1K1-AQ**



**\$3.50** ea

**Visual Setup**  
Easy Management & Control  
Convenient for Users

**Rethinking Access Control** - Streamlined, fully app-based setup using integrated Bluetooth® wireless technology. No codes to remember, intuitive app design for easy, visual programming. Provides convenience and security to the user and administrator. All data is secured on the device without the risks inherent with an internet connection.



## Wireless Weatherproof Entry Alert System

Model **JAE-931CS22RFCQ**

**\$109.95**

- For use as an entrance indicator or a driveway monitor
- No wiring required between the sensor and speaker
- Weatherproof (IP55) IR photoelectric beam sensor
- Siren or "ding-dong" sound if beam is interrupted
- Adjustable speaker volume (Or can be turned off)
- Adjustable siren sounding time (3-30 sec.)
- Detection Range: 328ft (100m)



**Power Supply Included**

## PIR Motion Detectors



- Model LC-100-PI (N.C.) ----- \$22.95**
- Model LC-120-PI (N.C./N.O.) - \$37.95**
- Model BV-600 (Pet immune) - \$57.95**
- Model WS4904P (\*Wireless) - \$124.95**

## Smoke Detectors



- Model JSS-2W-B (2-wire) - \$67.50**
- Model JSS-4W-B (4-wire) - \$72.50**

## Glassbreak Detector



**Model JDS-1101I (Wired) ----- \$49.95**

## RECHARGEABLE 12VDC 5AH BATTERY

Model **JRB-12V5A**

**\$22.95**



## AC POWER TRANSFORMER

Model **1640P**

**\$15.95**

- 110VAC input, 16VAC/40VA output
- Plug-in system power transformer





# Expandable Video Entry Intercom Kit

**4-WIRE**

MODEL ECVI-700K

### COMPLETE KIT CONTAINS:

- Door unit with sun shield & corner bracket
- 7" color monitor station
- Plug-in power supply

**\$199<sup>95</sup>** ea

- 3-way metal door station (Semi-flush, surface, or corner mount)
- Optional second door coverage (With ECVI-MO)
- Multiple monitor/riser option (With ECVI-VAIS)
- 7" TFT LCD color monitor indoor station
- Brightness, color, & volume controls
- Super backlight compensation
- IR illuminator for night vision

### Expansion Components:

**Additional 7" Indoor Station (Monitor)--**  
MODEL ECVI-700M-7



**\$165<sup>00</sup>** ea

**Additional 10" Indoor Station (Monitor)--**  
MODEL ECVI-700M-10



**\$236<sup>50</sup>** ea

Entry Security

## WIRELESS DOOR CHIMES

### Battery Door Chime Kit

Model WC100

**\$17.95**



- Battery operated
- 2-Note ding-dong tone
- Up to 100' range (Depending on conditions)

### Battery Door Chime 16 Ringtones

Model  
JWD-01

**\$19.95**



- 16 selectable ringtones
- Up to 98' range (Depending on conditions)
- Uses: Remote - 1) A23 & Chime - 3) LR44 batteries (Included)

### Residential Plug In Chime Kit with Bright Strobe

Model JWC-180

**\$59<sup>95</sup>** ea

- Xenon strobe will flash for approximately 15 sec. when receiver is triggered
- Three sound options: Ding-dong, dong-ding, & 4-note Westminster Chime
- Kit consists of one wireless push button and one plug-in receiver
- Battery (included) powered, outdoor rated wireless push button
- Up to 150 ft. wireless range (from push button to receiver)
- Kit comes programmed for easy setup and installation
- A total of 3 push buttons can work with 1 receiver
- Unlimited receivers work with each push button
- Mounting hardware included for push button
- FCC certified

- Great For:**
- **The Hearing Impaired •**
  - **Shop Areas •**
  - **Loading Docks •**
  - **Construction Sites •**
  - **& More!**



### Flexible Armored Door Cords

Secure Wire Channel for Moveable Connections

Model ADC-1

Plastic End Caps



**\$15<sup>00</sup>** ea

Model ADC-2

Junction Box End Caps



**\$18<sup>00</sup>** ea

For:  
Alarms,  
Intercoms,  
Door Cameras,  
Maglocks, Etc.

### Motion Entry Alert

Model JME-6111Q

**\$19<sup>95</sup>** ea

- Sensor range 10' (3 Meters)
- Designed for motion alerts only
- Low current drain (0.05mA standby)
- Provides an audible alert (Doorbell sound) when triggered
- Mount next to door or other entry point to alert of entry or exit
- CDS sensor operates by detecting sudden changes in visible light\*
- Sounds for approx. 4 sec., or while visible light changes are detected
- \* Important: JME-6111Q is designed to detect change in visible light.  
Not for use in total darkness or facing a strong light.



### DOOR BELLS & CHIME



**BC302 \$11.95**

2 1/2" door bell



**BC303 \$13.95**

3" door bell



**BC305 \$9.95**

door buzzer

**CH636**

**\$14.95**

door chime

## Indoor/Outdoor 90 Ft. Twin Beam Photoelectric Intrusion Detector

Model JE-960-D90Q

- Anti-frost system
- NO/NC trigger output
- Non-polarized power inputs
- N.C. tamper circuit included
- Weatherproof, sunlight-filtering case
- "U" brackets included for pole mounting
- Range: 190 Ft. (60M) Indoor, 90 Ft. (30M) Outdoor
- Monitored output: N.C. or 10k Ohm resistor on N.O. output
- Excellent immunity to false alarms due to rain, snow, mist, etc.
- Quick, easy installation with built-in laser beam alignment system
- Automatic input power filtering w/ special noise rejection circuitry

\$ 89<sup>95</sup> ea



## Indoor/Outdoor 190 Ft. Intrusion Detector

Model JE-960-D190Q

- Range: 390 Ft. (120M) Indoor, 190 Ft. (120M) Outdoor

\$ 109<sup>95</sup> ea

## Alarm System Pull-Apart

Model JPD-4

- Use on windows, sliding doors, screens, etc.
- Alarm window, etc. to be opened without magnetic switch, long wire lead, or curly cord (Plug must be reset upon closing)
- Separation of plug and socket breaks contact, & triggers alarm



\$ 2<sup>50</sup> ea

## Mini Surface Mt. Contact (Screw Terminals)

Model JGS-100TW- White

- N/C loop
- 1/2" operating gap
- Self-adhesive & screw mount
- Dimensions: 3/8" x 3/8" x 1 1/2"

\$3.95 ea.  
10 lot \$3.25 ea.



## Mechanical Magnetic Contacts For Open Or Closed Loop Systems, Surface Mount, White

Model JMS-38BW

- Dual action (N.O./N.C.), high current - operate both alarm loop types
- Activates peripheral devices (Video & audio recorders, indicators, etc.)
- Protection for most types of opening (Door, window, cabinet, etc.)
- Gold plated silver contact points

\$9<sup>50</sup> ea



## Overhead Door Alarm Contacts

Model SM-226LQ ----- \$12.95 ea.

- N.O. contact for closed loop system
- Model SM-226L-3Q ----- \$16.95 ea.
- N.O./N.C. contacts for closed/open loop system

- 2 3/4" operating gap
- Low-profile cast aluminum housing
- 24" leads enclosed in stainless steel cable
- Magnet mounted on adjustable L-angle bracket



## Microwave Request-To-Exit Motion Sensor

Model JSD-R400-BQ

- 12-24 VDC Operating voltage
- 10ft (3m) Sensing range, adjustable
- Adjustable relay output time, 1-33 s
- 24.150GHz Microwave Doppler technology
- Dimensions: 3-1/8"x2-3/8"x2-1/8" (80x60x54 mm)
- Operating Temperature -4°-131° F (20°-55° C)
- Relay Output: 2A@30VDC, (0.5A@125VAC) Dry relay, NO/NC/COM
- Universally compatible, install above doors for no-touch ingress/egress
- Consistent detection in large areas & over a wide temp. range



\$ 64<sup>95</sup> ea

*Designed for use in INDOOR applications only*

## Request-To-Exit PIR Motion Detector

Model JRE-TREX-LT

- Unlocks or shunts door automatically
- X-Y Targeting targets a specific area of detection
- Dimensions: 1.75" x 7.125" x 1.875" (4.5 x 19 x 4.75 cm)
- Zone of detection easily adjustable with pinpoint accuracy
- Infrared detection with DSP prevents false "Door Forced Open" alarms



\$ 89<sup>95</sup> ea

## Closed Circuit Mini Contact

Model JMS-10C

- N/C loop
- 1/2" operating gap
- Magnet 3/16" x 1 3/16"

\$2.30 ea.  
10 lot \$1.99 ea.



## Recess Magnetic Reed Contact

3/8" Press-Fit w/ Rare Earth Magnet

- Fits 3/8" hole
- Perfect for vinyl windows
- Screw terminals for easy wiring
- Extremely powerful rare earth magnet may be surface or recess mounted (Peel & stick tabs included)
- Magnet, switch, & wiring are totally concealed in frame or jamb

\$2.95 ea.  
10 lot \$2.50 ea.



## Recess Magnetic Reed Contact

1/4" Press-Fit

- Fits 1/4" hole
- Magnet, switch & wiring are totally concealed in the frame or jamb
- Inconspicuous way to protect most openings (Door, window, cabinet, etc.)

\$2.30 ea.  
10 lot \$1.99 ea.



## Recess Magnetic Reed Contact

Model JMS-21

- Fits 3/8" hole
- Magnet, switch & wiring are totally concealed in the frame or jamb
- Inconspicuous way to protect most openings (Door, window, cabinet, etc.)


\$2.30 ea.  
10 lot \$1.99 ea.





### Piezo Sounder

Model JPA-100




• 5" lead wires  
• Continuous tone  
• 20 MA @ 28 VDC  
• 90 db SPL (1W/1M)  
• Fits 3/4" diameter opening  
• 3-28 VDC Operating Range

**\$7.95**

### Piezo Buzzer

Model JPA-012 (12V)  
Model JPA-024 (24V)



**\$9.95**

Sound pressure: 75dB  
Connector type: Wire leads  
• Current consumption: 15mA (12V); 20mA (24V)  
• Operating voltage: 7-17VDC (12V); 16-30VDC (24V)

### 2-Way Piezo Buzzer

Model JPA-2X90



**\$14.95**

• Selectable "Steady" or "Warble" tone  
• Rated Voltage: 12 VDC (3 to 28 VDC)  
• Current Consumption: 15 mA max. at 12 VDC  
• Sound Pressure Level: 90 dB at 30 cm at 12 VDC

### Mini Piezo Siren

Model JSS-P1



**\$10.95**

• 170 mA @ 6 VDC  
• 110 db SPL (1W/1M)  
• 6-12 VDC Operating Range  
• 1-5/8" (W) x 2-1/4" (D) x 1-1/2" (H)

### Flush Wallplate Piezo Sounder

Model JSS-300



**\$12.95**

• 103db SPL (1W/1M)  
• White single gang plate  
• 65 mA Current @ 12 VDC  
• 4.5" (L) x 2 3/4" (H) x 1" (D)  
• 6-14 VDC Operating Range

### 2 1/2" 6 Tone Siren

Model JSS-6TS



**\$14.95**

• Dimensions: 2.5" x 2.75"  
• Operating voltage: 12VDC  
• Sound pressure level (at 1m): 120dBA  
• Current consumption (at 12VDC): 600mA

### Wall Mount Siren

Model SS-50H



**\$14.95**

• 105 dB yelp  
• 110 dB steady  
• Size 4 1/4" x 4 1/4" x 2"  
• Dual tones - steady or yelp  
• 6-12 VDC - 520 mA @ 12VDC

### 3-5/8" Piezo Super Siren

Model JSS-P3



**\$16.95**

• 6-12VDC operating range  
• 300mA current @ 12VDC  
• 3-5/8" (W) x 3-5/8" (H) x 3-1/4" (D)  
• 120dB SPL (1W/1M) sound pressure

### Indoor/Outdoor Siren in Stainless Steel Cabinet

Model JSS-M1



**\$39.95**

• 30 Watts power  
• Reed tamper front & rear  
• Operating voltage: 8-12VDC  
• Dimensions: 5.75" x 5.75" x 3.9"  
• Sound pressure level (at 1m): 120dBA  
• Current consumption (at 12VDC): 985mA

### Weatherproof Strobe

Model SL-126A - Amber  
Model SL-126R - Red



**\$19.95**

• Operating voltage: 6-12 VDC  
• Powerful Xenon flash tube visible for miles

### Piezo Siren/Strobe

Model JSL-1312-R (Red)  
Model JSL-1312-B (Blue)



**\$24.95**

• 4 LED strobe  
• 4.72" x 2.91" x 1.66"  
• 110 db SPL (1W/1M)  
• 6-15 VDC Operating Range  
• 200 mA (Siren); 250 mA (Strobe)

### 5"x8" Mini Horn Siren

Model JAS-85JR



**\$21.95**

• Sound pressure: 119 dB  
• Current consumption: 390 mA  
• Standard 5x8 bell in shorter housing  
• Standard mounting holes for 5x8 siren  
• For use with alarms with voltage outputs

### Outdoor Siren/Speaker/Strobe (Red) Combo

Model JSH-816S-SQ/R

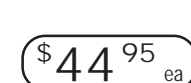


**\$64<sup>95</sup> ea**

• 9-15 VDC  
• Low current draw  
• Easy installation  
• Bright LED strobe light  
• 120dB Warble-tone siren  
• Built-in tamper alarm output  
• Weatherproof for outdoor/indoor use, IP65  
• Strobe can be triggered separate from siren  
• 25W Speaker for audio or broadcast system input (Broadcast audio will interrupt the siren)  
• Mount directly to wall or to most common back boxes

### Outdoor Siren/Speaker W/O Strobe

Model JSH-816S-BQ




**\$44<sup>95</sup> ea**

• Same siren as above without strobe light

### Alarm Bells

Certifications: ULC, UL, CSFM, & FM



Model JEPBA-1206 (6", 120VAC) - **\$39.95**  
Model JEPBA-1208 (8", 120VAC) - **\$44.95**  
Model JEMBA-8-12 (8", 12VDC) - **\$44.95**  
Model JEMBA-848 (8", 24VDC) - **\$44.95**  
Model JEPBA-248 (8", 24VAC) - **\$44.95**

# Freedom NDA Compliant NVRs

NDA Compliant NVRs & Cameras



**Mobile Viewing & Control  
Smartphone Support**




**8MP NVRs**

• ONVIF conformance: Profile S, Profile G, Profile T

**4 Camera**  
Model **TI-NR104P4**

**\$239<sup>00</sup> ea**

**2 TB Hard Drive**

• Plug & Play with 4 independent PoE ports

**8 Camera**  
Model **TI-NR108P8**

• 4-ch (80Mbps/64Mbps)  
• 1 SATA HDD (up to 10 TB)  
• 1-ch HDMI (4K), 1-ch VGA (1080p)  
• 1-ch HDMI (4K), 1-ch VGA (1080p)  
• Plug & Play with 8 independent PoE ports built-in (Max 54W, 802.3at, 802.3af)

**16 Camera**  
Model **TI-NR216P16**

**\$549<sup>00</sup> ea**

**4 TB Hard Drive**

• Plug & Play with 16 independent PoE ports built-in (Max 108W, 802.3at, 802.3af)

**8 Camera**  
Model **TI-NR108P8**

• 16-ch (160Mbps/96Mbps)  
• 2 SATA HDDs (up to 10TB ea)  
• HDMI and VGA simultaneous output  
• Plug & Play with 16 independent PoE ports built-in (Max 240W, 802.3at, 802.3af)

**12MP 32 Camera NVR**  
Model **TI-NR432P2**

• 4 SATA HDDs (Up to 10TB ea)  
• 32 channels (320Mbps / 320bps)  
• 2-ch HDMI, 1-ch VGA (HDMI2 at up to 4K)  
• ONVIF conformance: Profile S, Profile G, Profile T  
• HDMI1/VGA and HDMI2 independent outputs provided

**\$945<sup>00</sup> ea**

**10 TB Hard Drive**

• Plug & Play with 32 independent PoE ports built-in (Max 408W, 802.3at, 802.3af)

**Mobile Viewing & Control  
Smartphone Support**




## NDA Compliant NVR Kits w/ 6MP Indoor/Outdoor IP Cameras W/ IR Illuminator & Audio

**4**



**2 Tb Hard Drive & Web Access**

**\$625<sup>95</sup> ea**

**Monitor Not Included**

Model **JIP-NVRK8MP-4BC (6MP)**

**Now With Audio**

**4 Camera Kit Includes:**

4) - 6MP IP Ball Cameras (White)  
1) 1000 Ft. Cat5 Cable  
10) RJ-45 Network Terminals  
1) 4 Channel 8MP IP NVR w/ PoE

**6**



**4 Tb Hard Drive & Web Access**

**\$999<sup>95</sup> ea**

**Monitor Not Included**

Model **JIP-NVRK8MP-6BC (6MP)**

**Now With Audio**

**6 Camera Kit Includes:**

6) - 6MP IP Ball Cameras (White)  
1) 1000 Ft. Cat5 Cable  
20) RJ-45 Network Terminals  
1) 8 Channel 8MP IP NVR w/ PoE

**8**



**4 Tb Hard Drive & Web Access**

**\$1149<sup>95</sup> ea**

**Monitor Not Included**

Model **JIP-NVRK8MP-8BC (6MP)**

**Now With Audio**

**8 Camera Kit Includes:**

8) - 6MP IP Ball Cameras (White)  
1) 1000 Ft. Cat5 Cable  
20) RJ-45 Network Terminals  
1) 8 Channel 8MP IP NVR w/ PoE

**16**



**4 Tb Hard Drive & Web Access**

**\$1999<sup>00</sup> ea**

**Monitor Not Included**

Model **JIP-NVRK8MP-16BC (6MP)**

**Now With Audio**

**16 Camera Kit Includes:**

16) - 6MP IP Ball Cameras (White)  
2) 1000 Ft. Cat5 Cable  
40) RJ-45 Network Terminals  
1) 16 Channel 8MP IP NVR w/ PoE

## Card Access System Two Door Entry Kit\*

Model JTX3-CX-2K-A

Kit Includes:  
2 Door Controller,  
2 Mullion Readers,  
Configuration Software,  
& USB Cable

*\* One Set of  
Software Runs All  
3 Systems & Handles  
All Your Access  
Needs!*

### Features

- Easy to use GUI software
- Local and remote programming via PC
- Up to 63 controllers per system (5,000 users)
- Two door controller with 26 bit Wiegand reader protocol or 37 bit proprietary protocol; (8) outputs and (8) inputs

**\$950<sup>00</sup>**



## Prox Cards Pk of 25 -

Model JCS-MIR-0-0 ----- **89.50**



## Keytags Pk of 10 -

Model JKT-MIR-0-0 ----- **57.50**



## Slim Line Telephone Entry System\*

Uses Existing Phones & Phone Lines - No Extra Intercom Wires to Run - Uses Existing Tenant Telephones for Entry Communication. The Slim Design Is Ideal for Applications Where a Separate Directory Exists or Is Not Required. Can Be Used in a Lobby Or Outdoors.

Model JTX3-2000-4U-C ----- **\$1350<sup>00</sup>**  
(1,000 Name Capacity)

- Large 4 line by 20 character scrolling directory to easily find a resident
- Available in 200, 1,000, & 2,000 name capacities
- Built-in microphone & tamper resistant speaker
- Backlit 16 digit keypad w/ dedicated buttons
- Surface or semi-flush mounting options
- Provision for postal lock and camera
- Built-in rain hood

*Can Be Programmed for  
Any Phone Number,  
Landline or Cell*



## IP Module - Internet/Network Remote Programming Interface

Model JTX3-IP ----- **\$165<sup>00</sup>**

- Permits offsite programming of the system via internet connection

## Single Door Prox Reader/Entry Controller\*

Model JTX3-CX-1

- 5,000 Users
- Temperature Range: 0° to 40° C (32° to 104° F)
- Programming - local via USB or remotely via TCP/IP
- 2 V/700mA max. solid state output for DC door strikes
- Two Form C programmable relays: 24V AC/DC, 2 amp
- Visual LED diagnostics: Trouble, Alarm, Access granted, Access denied
- Supports two card readers: one built-in and one external optional Wiegand reader
- Support most common Wiegand card formats such as: 26-bit, 32, 35, 37, 50 bit and more
- Four supervised inputs EOL: Battery Back-up trouble, Request to exit, Door position switch, and General Purpose

**\$756<sup>00</sup>**



## Mullion Style Wiegand Reader

(Optional)  
Model JSR-TX3-300-HA

*If You Want To  
Hide Controller Or  
Use On The Same  
Door*

**\$129<sup>95</sup>**



## Intelliprox Blue Economical 1-Door Access System

### Bluetooth Programmable With Free App

Model IP-BLUE NXT-3R KIT

**\$295<sup>00</sup>** ea

- Supports up to 2 readers (One IN & One OUT)
- RTE and Doors Switch connections
- 250 Cardholders, 2,500 Event Buffer
- Manual Door Unlock and Adjustable Door Unlock Time are two of the many functions available from the Intelliprox Blue App
- Supports IOS devices w/ free app, & some Android w/ link to APK



*Bluetooth  
Makes It Easy*

## HID Equivalent Credentials for Neutron & IP Blue Entry Systems

Prox Tag - Model 1346AKHD



Smallest  
Prox Tag  
Available!

**\$3<sup>85</sup>** ea  
**25 lot \$3<sup>50</sup>** ea

**\$3<sup>10</sup>** ea  
**25 lot \$2<sup>75</sup>** ea

Prox Card - Model 1326AKHD



# Door Lock Hardware

Door Handle Locksets

## Solid Brass Keyed Entry Door Knob With 2 KW1 Keys

Model JEL-01

**\$12<sup>95</sup>** ea

- Entry Lock Function With Thumb Turn on Inside & Key From Outside
- KW1 Keyway, 2 Brass Keys
- Adjustable Latch 2 3/8" to 2 3/4"
- Door Thickness 1-3/8" to 1-3/4"



## Brass Entry Lock Combo With Tulip Style Door Knob and Deadbolt with 4 KW1 Keys

Model JHDPB-COMBO

**\$24<sup>95</sup>** ea

- Combo Lockset Includes: Single Cylinder Deadbolt with Thumbturn Button on Inside & Key on Outside
- 4 Brass Keys - KW1 Keyway
- Adjustable Latch 2-3/8" to 2-3/4"
- Door Thickness 1-3/8" to 1-3/4"



## Privacy Door Knob

Model JPR-01 (Solid Brass)

Model JPR-02 (Stainless Steel)

**\$12<sup>95</sup>** ea

- Privacy Lock Function With Turn Button From Inside
- Used on Bathrooms, Bedrooms & Where Privacy is Needed
- THUMB TURN KNOB ON INSIDE
- BED & BATH LOCKSET
- Adjustable Latch 2-3/8" to 2-3/4"
- Door Thickness 1-3/8" to 1-3/4"



## Deadbolt Lock - W/ 2 KW1 Keys

Model JDB-01 (Polished Brass)

Model JDB-02 (Stainless Steel)

**\$13<sup>95</sup>** ea

- Single Cylinder Deadbolt Lock with Thumbturn on Inside & Key on Outside
- 2 Brass Keys - KW1 Keyway
- Drive-In Adjustable Latch 2-3/8" to 2-3/4"
- Door Thickness 1-3/8" to 1-3/4"



## Passage Door Knob

Model JPA-01 (Solid Brass)

Model JPA-02 (Stainless Steel)

**\$12<sup>95</sup>** ea

- Passage Lock Function With NO Cylinder from both sides
- Used on Doors in Hallways, Closets & Where Privacy is NOT Needed
- NO LOCKING OPTION
- HALL & CLOSET Lockset
- Adjustable Latch 2-3/8" to 2-3/4"
- Door Thickness 1-3/8" to 1-3/4"



## Solid Brass Deadbolt Door Lock Double Cylinder - W/ 2 KW1 Keys

Model JDB-012

**\$14<sup>95</sup>** ea

- 2 KW1 Keys
- Rekeyable
- Adjustable Latch 2-3/8" to 2-3/4"
- Door Thickness 1-3/8" to 1-3/4"




## Solid Brass Storeroom Door Knob With 2 KW1 Keys

Model JEL-07

**\$14<sup>95</sup>** ea

- Ball Knob
- Rekeyable
- 2 Brass Keys
- KW1 Keyway
- Adjustable Latch 2 3/8" to 2 3/4"
- Door Thickness 1-3/8" to 1-3/4"



## Satin Nickel Light Commercial Duty Entry Door Lever Lock Set with 2 SC1 Keys

Model JLEV-02X

**\$27<sup>95</sup>** ea

- Entry Lock Function With Thumb Turn on The Inside & Key From Outside
- SC1 Keyway
- Rekeyable 5 Pin Cylinder
- Adjustable Latch 2-3/8" to 2-3/4"
- Door Thickness 1-3/8" to 1-3/4"



## Lever Handle For Narrow Stile Mortise Lock - Right Handed Aluminum Finish

Model JALH-02R

**\$17<sup>95</sup>** ea

- Aluminum Alloy Cast Lever
- Cam Plug and All Screws Included
- Narrow Stile Type Commercial Door Applications



## Satin Nickel Light Commercial Duty Passage Door Lever Lock Set

Model JLEV-P02

**\$23<sup>95</sup>** ea

- Passage Lock Function With NO Cylinder from both sides
- Used on Doors in Hallways, Closets & Where Locks Are NOT Needed
- Adjustable Latch 2-3/8" to 2-3/4"
- Door Thickness 1-3/8" to 1-3/4"





# Door Lock Hardware

Mortised Door Locks, Etc.

## Mortise Keyed Door Lock set 2-1/2" Backset - Brass Finish US3 - 2 SC1 Keys

Model JMR-01 (Right)  
Model JML-01 (Left)

**\$49<sup>95</sup>** ea

- Heavy Duty Construction
- Solid Brass Cylinder - 2 SC1 Keys Included
- Knobs Attached Permanently to the faceplate
- Face Plate Size 1-1/8" X 7-5/8", 2-1/2" Backset
- Compatible with door thickness between 1-3/8" - 2"
- Ball Doorknob With Surface-Mounted Knob-Plate Trim
- Parts and Dimensions Compatible With Industry Standards



## Storefront Deadlatch 1-1/8" Narrow Stile Mortise Lock - Aluminum Finish

Model JDLA-03R (1-1/8" Right)  
Model JDLA-04L (1-1/8" Left)  
Model JDLA-05R (1-1/2" Right)  
Model JDLA-06L (1-1/2" Left)

**\$28<sup>50</sup>** ea

- Narrow Stile Type
- Aluminum Finish
- Commercial Doors Application
- Faceplate With Weather Strap Included



## Rim Cylinder - Standard Solid Brass Reversible - 1-1/8" 2 SC1 Keys

Model JJS-02

**\$8<sup>95</sup>** ea

- Brass Finish US3
- Standard Rim Cylinder
- Installation Parts Included



## Wide Mortise Lock Faceplate 8" X 1-1/4" - Brass Finish

Model JWFP-01

**\$8<sup>95</sup>** ea

- Front and Back Pcs & Screws Included
- Fits Faceplate on New Standard Mortise Locks Older Door Designs



## 5 Pin Mortise Cylinder, Satin Chrome - 2 SC1 Keys

Model JSMC-10-SC (1") ----- **\$15.95**  
Model JMS-018-SC (1-1/8") ----- **\$15.95**  
Model JMS-014-SC (1-1/4") ----- **\$14.95**

**Keyed Alike Pairs Available**

- Standard Mortise Cylinder
- Schlage 5-Pin C Keyway
- Dimensions: 9.4" x 2.4" x 2.1"



## Trim For Mortise Lock - 2 Knobs On Inner & Outer Face Plates - Brass Finish

Model JMLT-01

**\$34<sup>95</sup>** ea

- Strengthened Knob - Trim Conjunctions
- Includes Inner and Outer Faceplates With Knobs
- Knobs Attached to Faceplate



## Thumb Knob Keyless Exit Device, Satin Chrome

Model JTK-EXIT-SC

**\$15<sup>95</sup>** ea

- Flat Paddle Knob
- Replaces Interior Mortise Cylinder
- Secure On Solid Doors With No Sidelights



## Mortise Lock Door Knob Set with Split Spindle - Polished Brass US3

Model JKN-01

**\$14<sup>95</sup>** ea

- Door Knob Set - Solid Brass
- Polished Brass Finish US3



## Jimmy Proof Deadbolt Lock - Heavy Duty Solid Bronze Alloy - 2 SC1 Keys - Flat Strike

Model JJP-01

**\$49<sup>95</sup>** ea

- Surface-Mounted, Cross-Bolt Lock
- Key on Outside / Knob on Inside
- Solid Brass Cylinder
- Brushed Brass Finish
- Door Thickness 1-3/8" to 1-3/4"
- Rust & Corrosion Resistance



## Paddle Handle For Narrow Stile Mortise Lock - Aluminum Finish Reversible

Model JPH-01R

**\$34<sup>95</sup>** ea

- Ideal for Store Front Usage
- Commercial Door Applications
- Handing can be Reversed Left or Right
- Extruded Aluminum Paddle With Zinc Alloy Housing
- Self-Adhesive Decals & Mounting Hardware Included





# DIGITAL ACCESS KEYPADS

Keypads/Prox Readers

## Mechanical Keypad Doorlock

Model JSD-962H-8LAQ



**Completely Mechanical - No Batteries or Power Supply Needed!**

**\$117.95**

- Free inside egress
- Non-handed installation
- Tubular latchbolt included
- Indoor or outdoor installation
- Heavy duty US32D/630 steel case
- Over 8,000 possible easy change codes

## Weatherproof Backlit Surface Mount Keypad w/ Prox Reader

Model JSK-1323-SPQ



**Prox Tag Key Fobs**

Model JPR-K1K1-AQ  
\$3.50 ea

**\$139.95**

- 1,010 Users
- Backlit Keypad
- 12 - 24 V AC/DC
- IP65 Weatherproof
- Keypad Programming
- Single Gang Box Mount
- Selectable Relay Output: Timed (1-999 sec.), or Toggle
- Auxiliary or Doorbell Output
- 2 Form C Relays (1A@30VDC)
- 2 Egress & 1 Door Sensor Input

## Indoor Flush Mount Keypad

Model JSK-1011-SQ



**\$64.95**

- 100 Users
- 12 - 24 V AC/DC
- 5 Amp Form C Relay
- Keyless Egress Input
- Keypad Programming

## Weatherproof Keypad Stand-Alone Mullion-Style

Model JSK-2323-SDQ

**\$119.95**



Model JSK-2323-SPQ (W/ Prox Reader)

**\$139.95**

**Prox Tag Key Fobs**

Model JPR-K1K1-AQ  
\$3.50 ea

- 12-24 VAC/VDC operation
- Backlit keys for easy nighttime use
- 2 Egress inputs and 1 door sensor input
- Optical tamper sensor for added security
- 2 Form C Relays (1 Amp @ 30VDC each)
- Relay output time 1-99 seconds or toggle
- Output #2 can be used to activate doorbell
- Circuitry is potted with epoxy for outdoor use
- Dimensions: 6" x 1-3/4" x 15/16" (152 x 44 x 24 mm)
- IP65 weatherproof rating, rugged aluminum construction
- 1,010 Users (Output #1: 1,000 users, Output #2: 10 users)
- Programmed via keypad - no need for external programmer
- EEPROM memory protects programming in case of power loss

## Rugged Outdoor Backlit Surface Mount Keypad

Model JSK-1123-SDQ

**\$124.95**



**Heavy Duty Steel Surface Mount Box**

Model JSK-1123-SPQ (W/ Prox Reader)

**\$149.95**

**Prox Tag Key Fobs**

Model JPR-K1K1-AQ  
\$3.50 ea

- 110 Users
- 12 - 24 V AC/DC
- Keyless Egress Input
- Keypad Programming
- Selectable Relay Output: Timed (1-999 sec.), or latching
- 2 Form C Relays (1 & 5 Amp)

## Mortise-Style Recessed Electric Deadbolt Lock

Model JRD-1X7SAFE-12V



**\$129.00**

- Material: Aluminum Alloy
- Working Voltage: DC12V
- Time Delay: 0, 3, 6 seconds adjustable
- Current Draw: Start: 1.1A; Working: 0.14A
- Dimensions: 7-7/8" x 1-5/8" (200 x 28 x 38mm)
- Fail-Safe (Bolt locked only while power is applied)

# ECONOMY DOOR STRIKES

**MODEL 2**

**\$39.95**

8-16VAC Operation. For most wood frame profiles with round corners. Same profile as Trine #002



**MODEL 4**

**\$54.95**

8-16VAC Operation. For most wood frame profiles. Dual knockouts for deadbolt.



**MODEL 6**



8-16VAC Operation. **\$39.95** Surface mount strike for most rim latch door locks.

**MODEL 220**

**\$39.95**

8-16VAC Operation. The most popular wood frame profile with square corners.



## Adams Rite Heavy Duty Electric Door Strike

Model 7100-310-628-00 (12/24VDC)  
Model 7100-440-628-00 (16VDC)

\$155<sup>00</sup> ea




- Field selectable for fail-safe or fail-secure
- UL 1034 burglar resistant, & UL 294 listed
- Faceplate: 1-1/2" x 4-7/8" (31.8 x 123.8mm)

## Adams Rite Heavy Duty Electric Door Strike

Model 7110-310-652-00 (12/24VDC)  
Model 7110-440-652-00 (16VAC)

\$165<sup>00</sup> ea



- UL rated burglar resistant
- Field selectable fail-safe, fail-secure
- Faceplate: 7-15/16" x 1-7/16" (201.6 x 36.5 mm)
- Low Current: 0.33A at 12 VDC, 1.42A at 12 VAC  
0.22A at 16 VDC, 0.63A at 16 VAC  
0.17A at 24 VDC, 0.74A at 24 VAC

## Electric Door Strikes for Crash Bars & Other Rim Exit Devices, Surface Mt.

Electric Door Strikes

Model JHDS-9600-1224-630

\$349<sup>95</sup> ea

- Dual voltage 12 or 24 VDC
- Dimensions: 9"x1-3/4"x3/4" (229x45x19 mm)
- Accommodate rim exit devices with 3/4" throw latch



## Vandal Resistant

Model JSD-998C-D3AQ

\$239<sup>95</sup> ea

- Dual voltage 12 or 24 VDC
- Dimensions: 9"x1-3/4"x3/4" (229x45x19 mm)
- Accommodate rim exit devices with 3/4" throw latch

## Universal Door Strike

Model ECDS412-1 (4-7/8" x 1-1/4")

Model ECDS412-2 (6-1/2" x 1-1/4")

\$64.95 ea.

The most popular profile for wood or metal frame doors

12VDC / 16VAC



## POPULAR DOOR STRIKES

8 - 16V AC Operation  
Momentary Action

JSL-415L  
\$79.95

JSL-415R  
\$79.95



JSL-402 \$64.95 JSL-401 \$64.95 JSL-412 \$79.95 JSL-407 \$69.95 JSL-409 \$69.95

MODEL 14  
\$59.95

8-16VAC Operation. For most wood frame profiles with rounded corners.

MODEL 14DLC  
\$59.95

8-16VAC Operation. Extra narrow for deadlock.

## Adams Rite Heavy Duty Electric Door Strike For Cylindrical Locksets & Deadlatches

Model 7400-628

\$189<sup>00</sup> ea

- Selectable Fail-Safe / Fail-Secure mode
- Single solenoid operates on 12/16/24 VDC
- Over 1,500 lbs holding force in fail secure mode
- For use in aluminum, hollow metal, or wood applications
- Dimensions: 1-13/32" x 3-3/8" x 1-1/16" (35.7 x 85.7 x 27 mm)
- For deadlatch or cylindrical lockset w/ 1/2"-5/8" (12.7-15.9 mm) projection



## Hes 5000C Electric Door Strike

Includes Square (501A) & Rounded Corner (501B) Faceplates  
Model JAAH-5000C

\$149<sup>95</sup> ea

- Non-handed
- Suitable for outdoor use
- MEA New York City accepted
- ANSI/BHMA A156.31, Grade 1
- UL 1034 burglary-resistant listed
- Field selectable fail secure/ fail safe
- Power: 24 A @ 12VDC/VAC, 24- 32 A @ 12-16VAC, 12 A @ 24 VDC/VAC



Hes 502 Faceplate For Doors W/ Large Opening Model JAAH-502

\$32<sup>00</sup> ea

Dimensions: 7-15/16" x 1-7/16"

## Hes Electric Door Strike For Cylindrical Locksets Outdoor Rated

Model JAAH-8000C-12/24-630

\$170<sup>00</sup> ea

- Static strength 1,500 lbs
- Dynamic strength 70 ft-lbs
- No cutting on frame required
- Dual voltage 12 or 24 VDC/VAC
- Field selectable fail secure/fail safe
- For use with deadlatches or cylindrical locksets
- Strike body depth 1-11/16"; strike body width 1-7/16"
- Includes Square (801) & Rounded (801A) Faceplates
- Accommodates 1/2" - 5/8" cylindrical latchbolt (5/8" w/ 1/8" door gap)



## Electric Door Strike with Deadbolt Cutout

Model JSD-996C-NUVQ

**\$250<sup>00</sup>** ea



- 12/24 VDC Operation
- Reversible non-handed design
- Accommodates deadbolts up to 1"
- Static strength - 1,000 lbs. (454kg)
- Tested to 250,000 cycles (UL Tested)
- Field selectable for fail-safe or fail-secure
- Low current draw: 300mA@12VDC & 150mA@24VDC
- Includes 5 different stainless-steel faceplates & trim plate
- Vertical adjustable deadbolt opening, sliding shim keeper, & deadlatch ramp

## 1,500 Lb. Shear Lock

- Fail Safe

**\$425<sup>00</sup>** ea

Model JSD-993B-SS



- Fail-safe operation (unlocks if power is lost)
- UL294 (Access Control System Units) and UL 1034 (Burglary-Resistant Electric Lock Mechanism) Listed
- Smaller size for use with most metal door jambs
- Concealed security for aluminum and steel doors or gates
- Zinc-plated magnet and armature, aluminum anodized housing
- For sliding, single & double-action (swing-through) doors & gates
- Spring-loaded locking bolts & magnetic bond holds doors securely with approximately 1,500 pounds (680kg) of shear holding force
- Armature plate compensates for gaps between door and frame

## Folger Adams Extra Heavy Duty Electric Door Strike

Model JFA310-2-12D-630 (12 Volts)

Model JFA310-2-24D-630 (24 Volts)

**\$549<sup>00</sup>** ea



- Fail Secure
- Non-handed
- 1/2" keeper depth
- Plug-in connector
- Satin stainless steel finish
- Endurance rating 500,000 cycles
- Static strength 1,500 lbs.; Dynamic strength 70 ft-lbs.
- Tamper resistant, heavy-duty stainless steel construction
- Horizontally adjustable keeper to allow for door & frame misalignment
- 0.51 Amps @ 12VDC continuous duty; 0.25 Amps @ 24VDC continuous duty

## Surface Mount Bracket for JSD-993-SS

Model JSD-993S-SB

**\$70<sup>00</sup>** ea



## Glass Door U Bracket for JSD-993-SS

Model JSD-993S-UB

**\$85<sup>00</sup>** ea



## Electric No-Cut Door Strike

Model JSD-995C-D3Q

**\$99<sup>50</sup>** ea



- Non-polarized connection
- Static strength - 1,500 lbs. (680N)
- Suitable for office-type applications
- No horizontal or vertical adjustment
- Tested to 100,000 cycles (UL Tested)
- Can use with an optional digital keypad
- Powered by a solenoid, not a buzzer coil
- Shallow design for use with most metal doors
- Stainless-steel keeper for strength and long life
- Field-selectable for fail safe or fail-secure operation
- Can be used with virtually any cylindrical door locking system
- Reversible non-handed design fits either right hand or left-handed doors

## Detex Paddle Style Exit Door Panic Alarm

Model JDA-ECL230D



**\$350<sup>00</sup>** ea

- Single point, 1" throw dead bolt
- 100 decibel alarm, powered by 9-volt battery
- Locking & unlocking the dead bolt always arms & disarms the alarm
- Attack resistant design withstands over 2200 lbs. outside pull force
- Photo luminescent sign "glows in the dark" when lights are dimmed

## Detex Push-Bar Style Exit Door Panic Alarms

Model JDA-V40EB/36

(For 36" door)

**\$525<sup>00</sup>** ea

Model JDA-V40EB/48

(For 48" door)

**\$550<sup>00</sup>** ea



- Non-handed
- Field sizeable
- Built-in 9 V piezo alarm
- Heavy-duty ribbed aluminum rail extrusion
- Stainless steel, 3/4" deadlocking Pullman-type latch bolt
- Withstands over 1400 pounds of static pull force for greater security

## Detex Stand Alone Exit Door Alarm

Model JDA-EAX500

**\$225<sup>00</sup>** ea



- 100dB piezo alarm
- Fits 2" narrow stile doors
- Audible arming indicators
- Outside key control compatible
- Field selectable status indicators
- Field selectable 2-minute auto rearm
- Manual arming, disarming & rearming
- 9 VDC battery powered (Low battery alert)
- Mortise cylinder key switch arming (Cylinder not included)
- Accepts 5, 6 & 7 pin standard interchangeable core mortise cylinders w/ Yale cam



## LED Exit Sign

Model 8NYE-W-R-N

Use As Single or  
Double Faced Sign

**\$80<sup>00</sup>** ea



- N.Y.C. approved exit sign
- Energy saving LED lamps
- Provides visible exit in dimly lit areas
- Heavy duty 20 Ga. white powder coat steel housing
- Universal single or double faced option (Extra face included)

## LED Emergency Light & Exit Sign, 2/3-Head

Model 8NYC-2/3-LED

**\$94<sup>95</sup>** ea



- 3 W (300Lm) output
- N.Y.C. approved exit sign
- Ni-Cad rechargeable battery
- Heavy duty 20 Ga. white powder coat steel housing
- Third emergency light head stores in cabinet unless needed
- Provides visible exit with 90 Min. emergency lighting in a power failure

## 2 Head LED Emergency Light

Model 2PN2-LED

**\$59<sup>95</sup>** ea



- N.Y.C. approved
- 2W (200 Lm output)
- Ni-Cad rechargeable battery
- Heavy duty 20 Ga. white powder coat steel housing
- Provides 90 Min. emergency lighting in the event of power failure

## 2/3-Head LED Emergency Light

Model 3PN2-LED

**\$89<sup>95</sup>** ea



- N.Y.C. approved
- 3 W (300Lm) output
- Ni-Cad rechargeable battery
- Heavy duty 20 Ga. white powder coat steel housing
- Third emergency light head stores in cabinet unless needed
- Provides 90 Min. emergency lighting in the event of power failure

## Exit Push Bars

### Push-To-Exit Bar for 36" Door

Model

**\$119<sup>95</sup>** ea

JPB-961-36



- Includes ADC-1 Armored Door Cord
- For 36 inch doors (actual length is 34.5")
- Easily cut in field for non-standard-sized doors
- Disarm (shunt) or trigger an alarm when the door is opened
- Permits egress from an area secured by an electric or electromagnetic lock
- 2 built-in momentary, dual-contact switches (NO/COM/NC), rated 5A@125VAC

### Rim Type Exit Bar for 33-48" Door

Model

**\$249<sup>95</sup>** ea

JPB-962-36G



- Reversible non-handed design
- Heavy-duty ANSI Grade 1 steel construction
- Dogging lock allows device to remain unlocked
- Allows exit from inside while locked from outside
- Separate deadlocking latch prevents forcing lock
- External door handle/lock such as JDH-962HL-4A (not included)
- Metal / wood doors up to 1-3/4" (44mm) thick & 33" (84cm) to 48" (122cm) wide

### Locking Entry Door Handle for Rim Type Push Bar

Model JDH-962HL-4A

**\$49<sup>95</sup>** ea

- Non-handed
- Key locks and unlocks (@ keys included)
- Entry handle for JPB-962-36G and similar pushbars




### Universal Timer

Model ET-02

**\$22<sup>75</sup>** ea

- 12-24V AC or DC
- Adjustable timing interval
- Dual NO/NC relay outputs
- 8 amp / 250V AC contacts



## Surface Mount Door Closers

### Shared Features:

- Forged steel arms
- Reversible non-handed design
- Silver finish anodized aluminum body



Model JDC-S121 (Size 2) ----- **\$39<sup>95</sup>** ea

- Door weight up to 100-lb (45kg), size 2
- Metal or wood doors up to 42" (107cm) wide

Model JDC-C131 (Size 3) ----- **\$49<sup>95</sup>** ea

- Door weight up to 140-lb (65kg), size 3
- Install on metal or wood doors up to 36" (91cm) wide



Model JDC-C101SGQ  
(Grade 1, Size 1-6) ----- **\$89<sup>95</sup>** ea

- Door weight up to 330-lb (150kg), size 1-6 adjustable
- Install on metal or wood doors up to 59" (150cm) wide

**We Stock a Large Variety of  
Rechargeable Batteries in  
Voltages and Configurations  
to Fit Most Applications:**



**Emergency Lights,  
Video Security Systems,  
Burglar & Fire Alarms,  
Back-Up Power, Etc.**



**Call or See Website for Pricing**



## 1200 Lb. Maglock for Outswinging Door

Model EC-MAG1200 \$125<sup>00</sup> ea

- 12V or 24V DC Power
- 1,200 Lbs. Holding Force




## 1200 Lb. Maglock for Inswinging Door

Model EC-MAG1200Z

\$195<sup>00</sup> ea

- Z bracket included
- 12V or 24V DC Power
- 1,200 Lbs. Holding Force



## Z-Bracket to Install EC-MAG1200 on Inswinging Doors

Mode EC-ZB-1200

\$70<sup>00</sup> ea



## 300 Lb. Ultra-Compact Maglock

Model EMM300

- Great for outswinging doors, panels and cabinets
- 300 lbs. Holding Force
- Only 1 1/2" x 6 1/2" x 7/8"

\$99<sup>95</sup> ea



## 400 Lb. Flush Narrow Recess Mt. Maglock

Model ECMAG900N

- 12V DC Power
- 400 Lbs. Holding Force
- Dimensions: 1 1/2" x 6 3/16" x 7/8"

\$125<sup>00</sup> ea



## 600 Lb. Flush Maglock Recess Mount

Model ECMAG900

- 12V or 24V DC Power
- 600 Lbs. Holding Force

\$125<sup>00</sup> ea



## Double Door Maglock

Model JML12X2

- MOV surge protection
- No residual magnetism
- 12 or 24VDC (selectable)
- 1200 Lbs. holding force per door
- Anodized aluminum housing (US 28)
- UL, ULC, & CE listed; RoHS compliant
- Complete mounting hardware for typical installations

\$265<sup>00</sup> ea



## 1200 Lb. Outdoor Gate Maglock

Model JML-946-1K2Q

(Screw Mount) \$195<sup>00</sup> ea

Model JML-946-1K2SQ

(Weldable Mount) \$245<sup>00</sup> ea

- Weatherproof
- MOV surge protection
- Face or surface mount
- 1200 Lbs. holding force
- 12 or 24VDC (selectable)



## 1500 Lb. Maglock for Outswinging Door

Model JML-941SA-1K5Q

- 1,500 Lbs. holding force
- 12 or 24VDC (selectable)
- Detachable faceplate for easy wiring access

\$150<sup>00</sup> ea



## Z-Bracket to Install JML-941SA-1K5Q on Inswinging Doors

Mode JZB-941SA

\$70<sup>00</sup> ea



## 600 Lb. Maglock for Outswinging Door

Model EC-MAG600

- 600 Lbs. holding force
- 12 or 24VDC (selectable)
- Top/surface mount configurations
- UL, ULC, & CE listed; RoHS compliant

\$114<sup>95</sup> ea



## Z-Bracket to Install EC-MAG600 on Inswinging Doors

Mode EC-ZB-600

\$65<sup>00</sup> ea

- Adjustable 2-part construction
- Includes one "Z" bracket and one "L" bracket
- Includes cover plate to hide mounting screws



## U-Bracket to Install EC-MAG600 on Glass Doors

Model EC-UB-600

- For mounting on glass doors
- Bracket adjustable for 9-13 mm glass

\$60<sup>00</sup> ea



## L-Bracket to Install EC-MAG600 on Limited Clearance Doors

Model EC-LB-600

\$25<sup>00</sup> ea



## Electric Deadbolt Lock - Fail Safe

Model JED-103

- 12 VAC/DC
- For use with wood, steel, or glass doors
- Fail Safe operation (Unlocks w/ power off)

\$299<sup>00</sup> ea



## Electric Deadbolt Lock - Fail Safe

\$110<sup>00</sup> ea

Model JED-12V90D

- 10 - 15 VDC (Non polarized)
- Working current: 450mA @ 12V
- Fail Safe operation (Unlocks w/ power off)
- Dimensions:  
Lock - 5.9" x 1.4" x 0.98" (150 x 35 x 25mm)  
Keeper - 3.3" x 1.25" x 0.98" (85 x 32 x 25mm)



## Surface Mount Electric Deadbolt Lock- Fail Safe

Model JDB-180AIV

- Auto Relock
- Dimensions 6"L x 2"W x 2"H
- Fail Safe operation (Unlocks w/ power off)
- Solid stainless steel, 1/2" dia. x 1/2" throw bolt
- Dual Voltage Coil: 0.9 Amp @ 12VDC Continuous  
0.45 Amp @ 24VDC Continuous

\$245<sup>00</sup> ea





### DOOR BELL BUTTONS

-  **BC265B**  
\$4.95  
slim bar
-  **BC265LG**  
\$6.95  
gold lighted slim bar
-  **BC265LS**  
\$6.95  
silver lighted slim bar
-  **BC205B**  
\$3.50  
5/8" round
-  **BC205LB**  
\$5.95  
5/8" lighted rnd
-  **BC200**  
\$4.95  
1 1/4" Brass rnd
-  **BC200C**  
\$4.95  
1 1/4" Chrome rnd
-  **BC202**  
\$7.95  
2-family
-  **BC208**  
\$17.95  
3-family

#### Small Rectangular Pushbutton Door Release Plate w/ Blue Lit Surround



Model  
**JPP-3X2LT**  
\$25<sup>00</sup> ea

- Engraved: "Door Release"
- Normally open & normally closed door release contacts are provided
- Dimensions: 3.3" x 3.3" (85 x 50mm)

#### Large Square Pushbutton Door Release Plate w/ Blue Lit Surround



Model  
**JPP-3X3LT**  
\$25<sup>00</sup> ea

- Engraved: "Door Release"
- Normally open & normally closed door release contacts are provided
- Dimensions: 3.3" x 3.3" (85 x 85mm)

#### Small Square Surface Mt. Door Release Pushbutton w/ Blue Lit Surround



Model  
**JPP-2X2SLT**  
\$40<sup>00</sup> ea

- Engraved: "EXIT"
- Normally open door release contacts
- Dimensions: 2" x 2" x 1" (51 x 51 x 25.4mm)

#### N.C. Pushbutton in Surface Mt. Box



Model **JPB-5**  
\$8<sup>95</sup> ea

#### SPST Toggle Switch in Surface Mt. Box



Model **JTS-5**  
\$4<sup>95</sup> ea

#### Surface Mt. Momentary Pushbuttons

N.O. Emergency  
Model **JSS-075** - \$1.90  
N.O./N.C. Emergency/PTE  
Model **JSS-075PTE** - \$4.95

#### Slimline Pushbutton Door Release Plate



Model **JPP-SL**  
\$25<sup>00</sup> ea

- Open door icon imprint
- Normally open contacts
- Dimensions: 3.63" x 1.13" (92 x 29mm)

#### Egress Pushbutton Plate

Model **ECPB20S**  
Short Plate -- \$37<sup>95</sup> ea

Model **ECPB20L**  
Long Plate -- \$57<sup>95</sup> ea

- Mullion mount
- Engraved: "Push to Exit"
- Heavy ga. solid aluminum
- Normally open & normally closed door release contacts are provided



#### Key Switch Single Gang Plate



Model **JLF-1041**  
\$69<sup>95</sup> ea

Lock Cylinder Not Included

- Heavy ga. Solid Aluminum
- 2 sets of normally open & normally closed contacts provided

#### Key Switch Short Mullion Plate

Model **JLF-1040** (Flush Mt.)  
\$62<sup>95</sup> ea

#### Key Switch Long Mullion Plate

Model **JLF-1070** (Flush Mt.)  
\$69<sup>95</sup> ea

Lock Cylinder Not Included

#### Key Switch Slim Surface Mt. Box


Model **JLF-1045**  
\$89<sup>95</sup> ea

- Heavy ga. Solid Aluminum
- 2 sets of normally open & normally closed contacts provided



Visit  
**jayso.com**

#### No Touch IR Sensor Exit Switch On Single-Gang Plate



Model **JES-12NTC** \$39<sup>95</sup> ea

LED indicator light  
N/O & N/C relay output (Form C)  
Contacts rated 300mA @ 12-28V  
Infrared detector senses presence of finger without touching exit button

#### Large Lighted Request To Exit Single Gang Pushbutton Switch



Model **JTS-2** \$39<sup>95</sup> ea

- UL 294 listed
- 2" green square push button
- Switch labeled "PUSH TO EXIT"
- Mounted on single gang wallplate
- LED illuminated push button 12/24 VDC
- Momentary SPDT contacts rated 2A @ 35VDC

#### Request-to-Exit Pushbutton Mushroom Cap Style On Single-Gang Plate



Model **JEP-7201G** (Green)  
Model **JEP-7201R** (Red)  
\$34<sup>95</sup> ea

- Stainless-steel face-plate
- Fits standard single-gang box
- Large mushroom cap push button
- NO/NC contact rated 5A@125VAC
- "Exit" and "Salida" silk-screened on plate

## SECURITY SYSTEM IN A BOX

### SELF CONTAINED UNIVERSAL SECURITY SYSTEM Model ABS-1000+

JUST MOUNT  
IT,  
POWER IT,  
and  
IT'S READY TO  
USE



Secure stairwells and landings, roof access, tool sheds, garages, basements, temporary structures or even partition larger secured areas protected by other alarm systems.

#### Features:

- Passive infrared detector
- Heavy gauge steel cabinet
- Current draw in (Armed): 70mA
- Weight (Without battery): 11 lbs.
- Dimensions: 9"W x 9"D x 7-1/4"H
- 115db siren (2min. cut-off/reset)
- 2 key-chain style remote controls
- Charger for optional back-up battery
- Ceiling/Wall mount brackets supplied
- Operating temperature: -10° - 110° F

\$154<sup>95</sup> ea

2 For  
\$290<sup>00</sup>

## PHONE AUTO-DIALER

### Program Your Own Alert Message Model ECTD100



Stand Alone Operation  
with Nearly Any Sensor  
or Connects to Any Alarm System  
Notification by phone of burglar or fire alarm, high/low temp., emergency, or any event able to open or close a contact.

\$50<sup>00</sup> ea

- N.O. and N.C. trigger inputs
- Simple on site programming
- Easy to install - fits inside most alarm cabinets
- Reliable - fully digital - No tapes to jam or wear out
- Send a 20 sec. message to 4 separate phone numbers
- Requires external 12 Volt DC power (Adapter not included)

Optional 12 Volt DC Adaptor -- \$9.95


Local Area Security

## ARMORED MOTION DETECTOR

### Steel Case PIR Motion Detector "The Rugged One"

Model ERGD-1

\$49<sup>95</sup> ea



- Sturdy
- Built-in 3-30 Sec. Timer
- 5Amp N.O./N.C. Contacts
- 12/24 VAC/DC Operating Power
- Flush Mount On Standard 1900 Wall Box
- Surface Mount with Included Multi-Angle Back Box

## UNIVERSAL 2 CHANNEL WIRELESS CONTROLLER

Model EWC-2  
Control Two Different Devices,  
Each Selectable for:  
Momentary, Toggle, or  
Adjustable Timed Contact

\$69<sup>95</sup> ea



Extra  
Wireless  
Transmitter  
Model RA-02

\$24<sup>95</sup> ea



Set Consists of:

1 Receiver and  
1 Transmitter

- Long receiving range
- Easy transmitter setting
- 12V or 24V AC/DC operation
- 2 separate 5Amp N.O. / N.C. relays
- Fused 500mA auxiliary power supply
- 1-60 sec./min. timer for each channel
- Momentary, timed & ratchet relay modes
- LED & piezo indicators for each channel
- Built-in charger and connections for a backup battery

## Universal Relay Module

Model ERM-01

\$11<sup>95</sup> ea

- 12-24V AC or DC
- Low current trigger input
- Dual NO/NC relay outputs
- 8 amp / 250V AC contacts



## 2-Ch 310MHz Digital Receiver w/ Timer

Model JE-DRA-T-RPL

\$54<sup>95</sup> ea



- 1-50 sec. timer
- 12 VAC or VDC operation
- 2) NO/NC form "C" relays

## Door Lock Timer

Model ET-01

\$34<sup>95</sup> ea

- 12-24V AC or DC
- Built-in piezo sounder
- Adjustable timing interval
- Voltage or dry contact trigger
- NO/NC relay and voltage outputs

3 for \$90<sup>00</sup>



## Miniature 310MHz Transmitter

Model JE-Mini-T

\$27<sup>95</sup> ea

- Black case
- Test/Operate LED
- 12 VDC battery included



## 1 Channel 310MHz Handheld Transmitter

Model DT

\$21<sup>95</sup> ea

- Test/Operate LED
- Test/Operate Switch
- 9 Volt battery operation



### CAT-5e Vertical Mt. Patch Panel

Model JPP-VC5-12

**\$34.95**

12-port panel is ideal for smaller applications with its compact design & mountable 89D bracket. The panel accommodates either T568A or B wiring and features port identification and writable areas for efficient administration.



### CAT-6 Vertical Mt. Patch Panel

Model JPP-VC6-12 --- **\$44.95**

### 19" Hinged Wall Brackets Shallow (6")

JHB-1U19-6 **\$34.45**  
 JHB-2U19-6 **\$45.95**

Deep (13.5")

JHB-1U19-13.5 **\$57.45**  
 JHB-2U19-13.5 **\$66.65**  
 JHB-4U19-13.5 **\$91.95**  
 JHB-8U19-13.5 **\$143.70**

• Compatible with 19" patch panels & 19" blank patch panels

### CAT-6 Horizontal Patch Panels

#### 19" Rack Mount

• 110-type connectivity

JPP-HC6-12	12 port	<b>\$29.95</b>
JPP-HC6-24	24 port	<b>\$44.95</b>
JPP-HC6-48	48 port	<b>\$74.95</b>



### CAT-6 Shielded Outdoor RJ45 Coupler

Model JWC-C6S

**\$10.00**



• Waterproof, IP68 Rated, maximum water depth 10 meter for up to one year  
 • Strong anti-interference ability, No attenuation, more stable signal transmission  
 • No tools needed, RJ45 can be directly inserted through waterproof connectors

### Multi-Port Keystone Jack Wall Plates



KWP1 ----- 1 Port  
 KWP2 ----- 2 Port  
 KWP3 ----- 3 Port  
 KWP4 ----- 4 Port  
 KWP6 ----- 6 Port

Your Choice  
**\$1.72ea**

### CAT. 5e UTP Patch Cords

1 ft	JNP-C5-1	<b>\$1.55 ea.</b>
3 ft	JNP-C5-3	<b>\$2.50 ea.</b>
5 ft	JNP-C5-5	<b>\$2.80 ea.</b>
7 ft	JNP-C5-7	<b>\$3.45 ea.</b>
10 ft	JNP-C5-10	<b>\$4.69 ea.</b>
15 ft	JNP-C5-15	<b>\$5.95 ea.</b>
25 ft	JNP-C5-25	<b>\$9.05 ea.</b>
35 ft	JNP-C5-35	<b>\$13.45 ea.</b>
50 ft	JNP-C5-50	<b>\$16.85 ea.</b>
75 ft	JNP-C5-75	<b>\$26.89 ea.</b>
100 ft	JNP-C5-100	<b>\$34.25 ea.</b>

### CAT. 6 UTP Patch Cords

1 ft	JNP-C6-1	<b>\$2.80 ea.</b>
3 ft	JNP-C6-3	<b>\$3.69 ea.</b>
6 ft	JNP-C6-5	<b>\$8.45 ea.</b>
25 ft	JNP-C6-25	<b>\$13.45 ea.</b>
35 ft	JNP-C6-35	<b>\$18.69 ea.</b>
50 ft	JNP-C6-50	<b>\$22.30 ea.</b>
100 ft	JNP-C6-100	<b>\$49.80 ea.</b>

### CAT 5 Keystone Housings

Model JSMKH

(Single Surface Mount) ----- **\$2.49**

Model JSMKH2

(Dual Surface Mount) ----- **\$3.95**

• Accepts all keystone jacks



### Snap-In Keystone Jack Inserts

**RJ-45 Cat5e**

- Data Coupler

Model KJ2X45

RJ-45 feed thru

**\$5.95 ea.**

**RJ-45 Cat5e**

- Data

Model KJ45-xx\*

**\$1.95 ea.**

\*specify color: RD-red, YL-yellow, IV-ivory, BK-black, BL-blue, or WT-white

**RJ-45 Cat6**

- Data Coupler

Model KJ2X45-6

RJ-45 feed thru

**\$6.95 ea.**

**RJ-45 Cat6**

- Data

Model KJ16-xx\*

**\$2.45 ea.**

\*specify color: GR-green, BL-blue, or WT-white

**RJ-11/12**

- 4/6-wire phone

Model KJ11-WT

(White)

**\$2.25 ea.**

### In-Line UTP Coupler

(Cable extension or Hub connection)

Model

**ILKC-CAT5** (Category 5) --- **\$4.95 ea.**

Model

**ILKC-CAT6** (Category 6) ----- **\$5.95 ea.**

• Extend Cat5/6 patch cords without losing Cat5/6 performance



**"F" Connector**

- Antenna

Model KJF

**\$1.95 ea.**

**HDMI**

- HD video

Model KJHD-WT

(White)

**\$7.95 ea.**

**"RCA" Connector**

- Audio/Video

Model KJRCA

**\$3.95 ea.**



## Intercom Cable



Model JIW-RF12 - 12 Cond.

- 10 conductor + 1 twisted pair- 22 ga
- All-In -One Wiring Saves Time And Money!

**\$199.00 / 500'**

Model JTP-2425

- 25 Pr. (50 conductor) - 24 ga

**\$2.65 / Ft. - \$870.00 / 500'**

Model JTP-2450

- 50 Pr. (100 conductor) - 24 ga

**\$3.95 / Ft. - \$1,579.00 / 500'**

## Shielded Stranded Cable

### For Access Systems Etc.

2 Pair (4 Conductor) 22 Ga. Stranded Individual Shield

Model JIS-2P22/500

(500 Ft. spool) ---\$135<sup>00</sup>

6 Conductor 22 Ga. Stranded Overall Shield

Model JAFS6-22/500

(500 Ft. spool) ---\$174<sup>50</sup>

8 Conductor 22 Ga. Stranded Overall Shield

Model JAFS8-22/500

(500 Ft. spool) ----\$219<sup>50</sup>

## Twin 1-Conductor Audio Cable Individually Shielded (Zip)

Model JSC-70-3100 (100' Spool) ---\$54<sup>00</sup>

Model JSC-70-3300 (300' Spool) ---\$125<sup>00</sup>

## 2-Conductor Shielded Audio Cable

Model JSC-70-2100 (100' Spool) ---\$39<sup>00</sup>

Model JSC-70-2300 (300' Spool) ---\$99<sup>00</sup>

## Siamese Cable 95% Shield W/ 2 Cond. 18 Ga. Power Lead

Model JSC-5918

500Ft Roll 1 - RG59/U

**\$89.95 ea.**

1 Pair - 18ga Str.

**2 Rolls for \$170.00**

## Plenum Siamese Cable

Model JSC-5918P

1000Ft Roll ----- **\$375.00 ea.**

## Direct Burial Siamese Cable

Model JSC-5918DB

500Ft Roll ----- **\$150.00 ea.**

## Telephone Quad Cable

4 Conductor With

PVC Overall Jacket



Quad (Solid)

500FT -- **\$49.50 ea.**

Quad (Stranded)

500FT -- **\$60.00 ea.**

## Data-Communication Cable

4 Pair overall jacket



CAT5e (PVC Solid) 1000FT -- **\$74.95 ea.**  
**2 Rolls for \$140.00**

CAT5e (PVC Solid Pure Copper) 1000FT - **\$124.50 ea.**

CAT5e (Shielded PVC) 1000FT - **\$209.00 ea.**

CAT5e (Strnd/Shld PVC) 1000FT -- **\$245.00 ea.**

CAT5e (Plenum Solid) 1000FT ---- **\$245.95 ea.**

CAT5e (Plenum Solid Shld) 1000FT -- **\$559.95 ea.**

CAT5e (Direct Burial) 1000FT - **\$290.00 ea.**

CAT5e (Shld Direct Burial) 1000FT -- **\$385.00 ea.**

CAT6 (PVC CCA Solid) 1000FT - **\$109.95 ea.**

CAT6 (PVC Solid Pure Copper) 1000FT - **\$155.00 ea.**

CAT6 (Shielded PVC) 1000FT ----- **\$255.00 ea.**

CAT6 (Plenum Solid) 1000FT ----- **\$345.00 ea.**

CAT6 (PVC Stranded) 1000FT ----- **\$219.95 ea.**

CAT6 (Solid Direct Burial) 1000FT - **\$325.00 ea.**

## RG-6U Coaxial Cable



Dual Shield 60% Braid for CATV/MATV

**\$119<sup>00</sup>**

Model JCC-RG6DSB/1000 (Black)

Model JCC-RG6DSW/1000 (White) 1,000 ft. pull-out box

## RG-6U Coaxial Cable



Quad Shield 60% Braid for CATV/MATV

**\$95<sup>00</sup>**

Model JCC-RG6QSW/500 (White) 500 ft. pull-out box

## 1-Conductor Hook-Up Wire

18 Ga. 1-Conductor Stranded

Model JHU-18500BK (500 Ft. Black) ----- **\$35<sup>00</sup>**

18 Ga. 1-Conductor Stranded

Model JHU-18500RD (500 Ft. Red) ----- **\$35<sup>00</sup>**

4 Ga. 1-Conductor Stranded

Model JHU-41BK (1 Ft. Black) ----- **\$1<sup>75</sup>**

4 Ga. 1-Conductor Stranded

Model JHU-41RD (1 Ft. Red) ----- **\$1<sup>75</sup>**

Wire & Cable



## Outdoor Direct Burial Wire

2 Conductor 14 Ga. Stranded Direct Burial  
Model JDB-142/500  
(500 Ft. spool) -----\$165<sup>00</sup>



4 Conductor 14 Ga. Stranded Direct Burial  
Model JDB-144/250  
(250 Ft. spool) -----\$140<sup>00</sup>



4 Conductor 14 Ga. Stranded Direct Burial  
Model JDB-144/500  
(500 Ft. spool) -----\$260<sup>00</sup>



2 Conductor 16 Ga. Stranded Direct Burial  
Model JDB-162/500  
(500 Ft. spool) -----\$125<sup>00</sup>



4 Conductor 16 Ga. Stranded Direct Burial  
Model JDB-164/500  
(500 Ft. spool) -----\$210<sup>00</sup>



Visit [www.jayso.com](http://www.jayso.com)

## Heat Shrink Tubing Set

Model JHS-196A-B (Black Asst. Size)  
Model JHS-196A-C (Asst. Color & Size)

**\$12.95**

- 2:1 Shrink Ratio
- Colors Set Includes: Black, Red, Yellow, Green, Blue, Clear, White
- Used for General Insulation Purposes



## Wire Splice "B" Connectors



(Chicklets)

Crimp-on wire connectors w/ toothed gripper sleeve. Particularly useful for light to medium gauge wire like telephone quad or alarm twist

Model JWS-22 -----\$5<sup>50</sup> pk/100  
Standard Type w/ Test Hole \$39<sup>95</sup> pk/1000

Model JWS-22G -----\$6<sup>50</sup> pk/100  
Insulating Gel Filled \$47<sup>95</sup> pk/1000

## Screw Down Double Entry 12 Pole Terminal Strip

Model - JTS-12-3 (Small - 3A@380V) -----\$3.75 ea.

Model - JTS-12-6 (Medium - 6A@380V) -----\$4.25 ea.

Model - JTS-12-20 (Large - 20A@380V) -----\$7.95 ea.

Model - JTS-12-30 (X-Large - 30A@380V) -----\$8.95 ea.



- Flexible
- Cut-off needed length

## Jacketed In-Wall Speaker Wire

2 Conductor 12 Ga. Stranded  
Model JHT-722/250  
(250 Ft. spool) -----\$109<sup>50</sup>



2 Conductor 14 Ga. Stranded  
Model JHT-742/250  
(500 Ft. spool) -----\$139<sup>50</sup>



4 Conductor 14 Ga. Stranded  
Model JHT-744/250  
(250 Ft. spool) -----\$99<sup>50</sup>



2 Conductor 16 Ga. Stranded  
Model JHT-762/500  
(500 Ft. spool) -----\$99<sup>50</sup>



2 Conductor 16 Ga. Stranded, Shielded  
Model JHT-762S/500  
(500 Ft. spool) -----\$185<sup>00</sup>



4 Conductor 16 Ga. Stranded  
Model JHT-764/100  
(100 Ft. spool) -----\$35<sup>00</sup>



4 Conductor 16 Ga. Stranded  
Model JHT-764/250  
(250 Ft. spool) -----\$91<sup>00</sup>



2 Conductor 18 Ga. Stranded  
Model JHT-782/500  
(500 Ft. spool) -----\$79<sup>50</sup>



2 Conductor 18 Ga. Stranded, Shielded  
Model JHT-782S/500  
(500 Ft. spool) -----\$115<sup>00</sup>



4 Conductor 18 Ga. Stranded  
Model JHT-784/500  
(500 Ft. spool) -----\$124<sup>50</sup>



4 Conductor 18 Ga. Stranded, Shielded  
Model JHT-784S/500  
(500 Ft. spool) -----\$186<sup>00</sup>



6 Conductor 18 Ga. Stranded, Shielded  
Model JHT-786S/500  
(500 Ft. spool) -----\$275<sup>00</sup>



22 Ga. 2-Conductor Stranded  
White PVC Jacket  
Model JM-222  
(500 Ft. roll) -----\$44<sup>50</sup>



## Thermostat Wire



18 Ga. 2-Conductor Solid - Brown PVC Jacket  
Model JTW-182 (500 Ft. roll) -----\$109<sup>95</sup>

18 Ga. 5-Conductor Solid - Brown PVC Jacket  
Model JTW-185 (250 Ft. roll) -----\$123<sup>00</sup>

18 Ga. 6-Conductor Solid - Brown PVC Jacket  
Model JTW-186 (250 Ft. roll) -----\$145<sup>00</sup>

18 Ga. 8-Conductor Solid - Brown PVC Jacket  
Model JTW-188 (250 Ft. roll) -----\$195<sup>00</sup>

Wire & Cable



## UHF 2-way Jobsite Radio

Model PZ-S400

**\$165<sup>00</sup>** ea

**Shock Resistant & Waterproof**



- 16 Channels
- DTMF / 2-Tone
- Scan with priority
- TOT / BCL / BCL0
- Bluetooth Function
- Battery Gauge (LED)
- Power Output : 4 / 2Watt
- Scrambler & De-scrambler
- Frequency : 400 ~ 512MHz
- Remote Stun & Revive (by 5-tone)
- Noise Reduction by Compander IC
- CTCSS / DCS Encode and Decode
- FCC / CE / IP-54 / Mil-STD 810 E/F approved

## Rechargeable Lightweight Adjustable USB Head Lamp

Model JLED-RHLUSB



**\$27<sup>95</sup>** ea  
**2 for \$50<sup>00</sup>**

- Body material: silicone
- LED lamp beads: 3W led 200lm
- Five Modes:
  - (1) COB highlight: 350 lumens, lighting time 2.5-3H
  - (2) COB low light: 130 lumens, lighting time 3.5-4H
  - (3) XPE highlight: 120 lumens, lighting time 4-4.5H
  - (4) XPE low light: 50 lumens, lighting time 6-6.5H
  - (5) Flashing alert
- Waterproof rating: IPX6 (Not submersible in water)
- Battery: polymer lithium - 1200mah; Charging time: 3 hrs.
- Double switch design (No-touch sensor switch + power switch)

## 50 W ESD Safe Temperature Controlled Soldering Station

Model JCT-936ESD

**\$74<sup>95</sup>** ea



- Anti-static
- Long life ceramic heater
- Iron stand / tip cleaning station
- Temperature adjusts from 200-480°C

## Rechargeable Adjustable High Intensity Head Lamp

Model JLED-RHL1

**\$29<sup>95</sup>** ea **LED**



- Cree T6 LED
- Waterproof design
- Fully adjustable lamp mount
- Maximum light output: 1800-2000 lumens [lm]
- High efficient booster circuit maximizes battery life
- 3 Mode Switch: High intensity / low intensity / strobe
- Battery Charger LED indication for: Power On / Charging / Full charge )
- AC charger (100-240VAC - World voltage) & 2 x 18650 Li-Ion batteries included

## 50W ESD Safe Microprocessor Controlled Soldering Station with 3 Digit LCD Display

Model JCT-937ESD

**\$99<sup>95</sup>** ea



- Anti-static
- Long life ceramic heater
- Iron stand / tip cleaning station
- Exact, steady temperatures from 200-480°C

## 2-Way Adjustable Illuminated Headwear Magnifier

Model JHM-1055LC-5

**\$14<sup>95</sup>** ea



- Lens Powers: 1x, 1.5x, 2x, 2.5x & 3.5x
- Combine Lenses for Higher Magnifications
- 5 Multi-coated acrylic lenses, plastic lens case
- 1 body w/ 2 configurations: Glasses or headband
- Requires 2AAA Batteries (Batteries Not Included)
- For Home, Office, Hobby, Detailed Work, Jewelry, Watch Making Etc..

## 50W ESD Safe CPU Controlled Soldering Station W/ Multi-Function LCD Display

Model JCT-938ESD

**\$129<sup>95</sup>** ea



- Anti-static
- Diagnostics
- Auto shutdown timer
- Long life ceramic heater
- Iron stand / tip cleaning station
- Exact, steady temperatures from 200-480°C

## Digital Multi-Meter W/ Phone/Network Cable Tester

Model JMM-7300

**\$19<sup>95</sup>** ea



- Continuity
- Diode Check
- Transistor Check
- DC Current to 10A
- Resistance to 2M
- AC/DC Voltage To 600V
- Easy to read 5 digit LCD display
- Checks RJ11, RJ12, & RJ45 phone / network cables

## 48W Temperature Controlled Soldering Station

Model JZD-99

**\$19<sup>95</sup>** ea



- Replaceable tips
- Base: Temperature control
- Soldering iron stand with cleaner sponge

## SOLDER



60/40 1/2 lb ----- **\$13.95**  
.032 100 G ----- **\$6.95**

# Hidden Camera, Audio Bug, GPS Tracker Detectors

Hidden Cameras & Detectors

## Wide Range Hidden Camera/Bug Detector

Model JE-DETECT-001

- USB output
- Adjustable sensitivity
- 10 bar LED readout
- Alarm Sound: 130db
- Power Supply: 5VDC / 1A
- Working Time: 12- 15 hours
- Detection Range: 45.5' (15M)
- Signal enhancement antenna
- Frequency Range: 100MHz - 8GHz
- Dimension: 53.23"x2.0"x0.91" (82x51x23mm)
- Detects: GPS trackers, hidden cameras, bugging devices, mobile phones, Radios, audio listening devices, etc.

\$99<sup>95</sup> ea



## Pen Style Hidden Camera/Bug Detector

Model JE-DETECT-002



\$59<sup>95</sup> ea

- Alarm Sound: 130db
- Battery: 3.7V 280MAH
- Working Current: 20mah
- Working Time: 3- 5 hours
- RF Detection Sensitivity:<0.03mw
- Torch Light Range: Focus 8-10 feet
- Frequency Range: 300MHz - 2700MHz
- Scan Camera Range: 10 - 20 feet in room
- Dimension: 5.3"x0.67"x0.5" (135x17x13mm)
- Detects: GPS trackers, hidden cameras, audio bugs, USB flash drive bugs, mobile trojans, etc.

## Pocket Sized Hidden Camera/Bug Detector

Model JE-DETECT-003

- Adjustable sensitivity
- Working Time: 25 hours
- Frequency Range: 1MHz - 6.5GHz
- RF Detection Range: (5cm - 10M) 2" - 33"
- Laser Detection Range: (10cm - 15M) 4" - 45.5"
- Dimension: 3.66"x1.73"x0.59" (93x44x15mm)
- Detects: GPS trackers, hidden cameras, audio bugs, USB flash drive bugs, mobile trojans, etc.

\$39<sup>95</sup> ea



Free Phone App  
Download

## Hidden WiFi Camera/DVRs

32G Micro SD Card  
Included

### 2MP Hidden WiFi PIR Camera/DVR

Model JE-WIFI-PIR1

- Built-In 3.7mm Lens
- Resolution: 1920 x 1080 @ 18fps
- 48 IRLED illuminator for 33+ Ft. IR range
- Built-in Micro SD card slot (128G capacity, 32G card included)

\$79<sup>95</sup> ea

POWER SUPPLY  
SOLD SEPARATELY



### 2MP Hidden WiFi Ceiling Mount Camera/DVR

Model EC-WIFI-SMDT



\$79<sup>95</sup> ea

POWER SUPPLY  
SOLD SEPARATELY

- Built-In 3.7mm Lens
- Resolution: 1920 x 1080 @ 18fps
- 48 IRLED illuminator for 33+ Ft. IR range
- Built-in Micro SD card slot (128G capacity, 32G card included)

Free Phone App  
Download

# Hidden WiFi Camera/DVRs

32G Micro SD Card  
Included

Hidden WiFi Cameras

## USB Standing Charger Camera/DVR

Model JE-WIFI-USBCC

- Video Format : AVI
- Viewing Angle: 90°
- Mobile OS: Android/iOS
- Video Compression: H.264
- Minimum Illumination: 1LUX
- Continuous Recording: 24 hour
- Power consumption: 240MA/3.7V
- Resolution: 1920x1080P @25 fps
- Computer OS: Windows/Mac OS X
- Play Software: VLCPlayer/SMPlayer
- Memory Card: TF card (32GB Included)
- Dimensions: 1.7"x1.4"x0.99" (43x35x25mm)

\$79<sup>95</sup> ea



## USB Plug-In Charger Camera/DVR

Model JE-WIFI-USBCC

- Video Format : AVI
- Viewing Angle: 90°
- Mobile OS: Android/iOS
- Video Compression: H.264
- Minimum Illumination: 1LUX
- Continuous Recording: 24 hour
- Power consumption: 240MA/3.7V
- Resolution: 1920x1080P @25 fps
- Computer OS: Windows/Mac OS X
- Play Software: VLCPlayer/SMPlayer
- Memory Card: TF card (32GB Included)
- Dimensions: 1.7"x1.4"x0.99" (43x35x25mm)

\$79<sup>95</sup> ea



## WiFi Clock Camera/DVR

Model JE-WIFI-DCC

- Infrared night vision 12 LEDs
- 4KP/2k/1080P/720p HD resolution
- Full glass ultra high definition 90 degree lens
- Support Apple & Android mobile phone, tablet, computer remote viewing
- Large capacity 18650 detachable battery, battery life is about 3 hours
- Supports Max. 64GTF card (1G can record about 1 hour and 30 minutes)

\$79<sup>95</sup> ea



## 2MP WiFi Mini Pinhole Camera

Model EC-WIFI-MINI-P

- Built-In 3.6mm Lens
- Resolution: 1920x1080 @ 18fps
- Built-in Micro SD card slot (128G capacity, 32G card included)

\$89<sup>95</sup> ea

POWER SUPPLY  
SOLD SEPARATELY

CREATE YOUR OWN  
HIDING PLACE!



## WiFi USB Sound Bar Camera/DVR

Model JE-WIFI-USBSBC

- Full HD 1080P HD
- Functional realistic sound bar
- Bluetooth connection to your mobile phone
- Dimensions: 12.6"x2.1"x2.944" (320x53x62mm)
- Play music from computer via provided data cable
- Supports viewing multiple devices online at the same time
- Smart motion detection & app send notifications to your phone
- Real-time monitoring of thieves, elderly, babies, pets & babysitters
- Save video to micro SD card (128C Max. - 32Gb included) or mobile phone

\$129<sup>95</sup> ea



## Camera Memory Upgrades

All Camera/DVRs [Except Key Chain DVR (32G Max.) & Clock DVR (32G Max.)] May Be Upgraded From the Standard 32G Micro SD Card to a 64G or 128G Micro SD Card.

Upgrade to 64G - \$13.00

Upgrade to 128G - \$25.00

## Miniature Camera / DVRs

### Mini Camera/DVR - HD 720P Car Key Chain Remote Style Portable Audio/Video Recorder

Model EC-KCDVR

\$69<sup>95</sup> ea

- Voice recorder function
- Uses FAT32 Micro SD Card
- Supports up to maximum of 32 GB (32GB included)



### Mini Camera/DVR - HD 1080P Pen Style

Portable Audio/Video Recorder

Model EC-MCPDVR

\$59<sup>95</sup> ea

- 150 minute voice recorder
- Uses FAT32 Micro SD Card
- Supports up to maximum of 128 GB (32GB included)



• 718-798-1050 • Order Line: 800-426-4422 • Email: sales@jayso.com • •

VISIT US ON THE WEB: [www.jayso.com](http://www.jayso.com) •

**JAYSO** 26

# 4 Camera Solar Powered Wireless NVR Security System

## Model JE-SOLARKIT4

**Includes: 1 Tb Har**

### Kit Includes:

- 1pc. 8 channel NVR
- 4pcs. 8 Watt detachable solar panels
- 4pcs. WiFi cameras (3 MP) w/ wall brackets & rechargeable batteries

### NVR Features:

- H.265 + high compression ratio
- Reduced storage space and transmission bandwidth:
- Support multi-channel remote monitoring (mobile phone, PC client)
- 8-channel host comes standard with 4 cameras (Supports 4 additional cameras)

### IPC Features:

- 3MP, HD image quality
- IP65 waterproof rating
- PIR+ Intelligent detection
- Sound and light alarm, intelligent alert
- Built-in MIC and speaker, two-way audio
- Built-in two 21700 lithium batteries, long standby time

**\$395<sup>00</sup> ea**



Solar Powered Cameras

# Additional Camera for Solar Powered Wireless NVR

## Model JE-SOLARKIT4-AC

**\$125<sup>00</sup> ea**

- Add upto 4 per system (8 total)
- Wifi connection 100% wireless



# 3-Camera Car DVR System

## Model JE-DASHCAM-4

- Six-layer glass lens
- 4 Inch LCD Screen
- Built-In 300mAh battery
- Seamless Loop Recording
- Auto Reverse Parking View
- Full 1080P DVR (Class 10 TF Card Required)
- The Front+inside cameras record simultaneously
- G-sensor with collision detection locks video to event folder following impact
- 3 Cameras (Front - 170° view angle; Inside - 120° view angle; Rear - 120° view angle)

**\$109<sup>95</sup> ea**



## 4 MP Low Power Solar WiFi PT Camera

### Model JE-PT4MP-SOLAR-WIFI

**\$129<sup>95</sup> ea**

- Two way audio
- White body color
- 4.0 MP (2560 x 1440P)
- SC4653 + T31 imaging
- 2 white plus 4 IR LED illuminator
- 6 pcs. 18650 rechargeable batteries
- Fixed 4mm lens (Pan & tilt ONLY no zoom)
- Built-in Micro SD card slot (128G Max.; 32G card included)



## 2 MP Low Power Solar 4G PT Camera

### Model

### JE-PT2MP-SOLAR-4G

**\$149<sup>95</sup> ea**

- Two way audio
- White body color
- 6 IR LED illuminator
- 2.0 MP (1920 x 1080P)
- T31ZL + GC2063 imaging
- 15600mA rechargeable batteries
- US 4G connectivity (ATT/T Mobile\*)
- Fixed 4mm lens (Pan & tilt ONLY no zoom)
- Built-in Micro SD card slot (128G Max.; 32G card included)

**Requires SIM Card\***



# 50W Solar Panel DC 12V 40AH Solar Power Supply System

## Model JE-SLRPNL-50W (50 Watts)

**\$350<sup>00</sup> ea**

## Model JE-SLRPNL-60W (60 Watts)

**\$400<sup>00</sup> ea**

- 50W Solar Panel DC 12V 40AH
- Removable 21700 lithium battery
- 18V 50W Monocrystal Solar Energy Panel - 1PC
- MPPT Solar Controller - 1PC
- Metal Wall Mount Bracket \* 1PC
- Removable 21700 lithium battery pack - 2PC
- 3.7V 21700 lithium battery - 24PCS
- Placing a multiple of 3 batteries can generate a battery capacity of 10 / 15 / 20 / 25/30/35/40AH

**Power 12V Cameras or  
Other Outdoor Installations  
Without Wiring!**



## Full Color Hybrid IP Cameras (True Color Even At Night)

### 5MP Full Color IP Ball Camera - White

Model ECIP-HV-WB-5MP-FC  
 • 5.0 Megapixels UTC+DIP  
 • 2 LED infrared illuminator  
 • Fixed 3.6mm/f1.4 lens  
 • Built-in PoE

Hikvision®  
Protocol

\$79<sup>00</sup> ea



### 8MP Full Color IP Bullet Camera - White

Hikvision®  
Protocol

\$115<sup>00</sup> ea

Model ECIP-HV-8MP-FC  
 • 4K/8.0 Megapixel resolution  
 • 2 LED infrared illuminator  
 • Fixed 3.6mm/f1.4 lens  
 • Built-in PoE

## NDAA Compliant IP Cameras

### 6MP Weatherproof IP IR Dome Camera w/ 2.8 - 12mm Varifocal Lens & Audio

Model TI-NC416-4VZDA  
 75 Ft. (23M) IR Range

\$139.95



• 12 VDC & PoE  
 • Water-proof IP66  
 • Built-in microphone & SD card slot  
 • Low lux / Day/Night (ICR), DWDR  
 • Human Detection, Vehicle Detection  
 • 18PCS SMD Array Led, IR distance : 75FT  
 • 2.8-12mm Motorized Vari Focal Auto Focus lens

• 2 pcs IIR array  
 • 12 VDC & PoE  
 • Water-proof IP66  
 • Built-in microphone & SD card slot  
 • Low lux / Day/Night (ICR), DWDR  
 • Lightning protection 4,000 Volts  
 • H.265/H.264 dual-stream media service  
 • D-WDR, Motion Detection, Human Detection, Vehicle Detection



### 6MP Weatherproof IP IR Dome Camera w/ 2.8mm Lens & Audio


\$99.95

Model TI-NC416-XDA-28  
 90 Ft. (27M) IR Range

### 5MP NDAA Compliant Triangular Corner Mount Elevator IP Camera

Model ECIP-HV-COR1-5MP

\$129<sup>95</sup> ea



• 2.8mm Fixed Lens  
 • DC12V/PoE power  
 • Water and dust resistant (IP65)  
 • ICR auto switch, true day / night vision  
 • 3D DNR, DWDR, HLC, BLC, Defog, NIR  
 • OSD Overlay, Motion Detection, Privacy Mask  
 • Efficient H.265/ MJPG compression technology  
 • 1 pcs SMD Array IR Leds, upto 60 ft (20m) IR night view distance  
 • Supports remote monitoring by smart phones & tablets w/ iOS & Android OS

## EXTRA LONG FLEXIBLE DRILL BITS

EXCEPTIONALLY AFFORDABLE

May Require Additional Shipping & Handling

High Speed Steel

JFLX-1448 -- 1/4" x 48" -----	29.75
JFLX-1472 -- 1/4" x 72" -----	32.65
JFLX-3848 -- 3/8" x 48" -----	33.50
JFLX-3872 -- 3/8" x 72" -----	35.50
JFLX-1248 -- 1/2" x 48" -----	39.50
JFLX-1272 -- 1/2" x 72" -----	42.50

Carbide (Masonry)

JFLM-1448 -- 1/4" x 48" -----	28.45
JFLM-3854 -- 3/8" x 54" -----	31.50
JFLM-1254 -- 1/2" x 54" -----	39.10
JFLM-1272 -- 1/2" x 72" -----	41.50

Auger (Wood)

JQTT-3854 -- 3/8" x 54" -----	30.50
JQTT-3872 -- 3/8" x 72" -----	33.50
JQTT-1248 -- 1/2" x 48" -----	32.50
JQTT-1272 -- 1/2" x 72" -----	34.50

Bits Flex To Clear Obstructions Such As Beams, Fire Cats, Wall Studs, Cabinets, Etc.

### Long Stone / Masonry Screw Bits

JSCDC-3836 -- 3/8" x 36" -----	49.50
JSCDC-1236 -- 1/2" x 36" -----	57.50
JSCDC-3824 -- 3/8" x 24" -----	44.50
JSCDC-1224 -- 1/2" x 24" -----	52.50

Detachable Butt End Screws Into Jacket to Pull Wire





## 4 & 8MP HD Indoor/Outdoor IP Ball Camera

### w/ EXIR Illuminator

Model NC324XD/2.8 (4MP, 2.8mm lens) **\$129.95**

Model NC324XD/4 (4MP, 4mm lens)

Model NC328XD/2.8 (8MP, 2.8mm lens) **\$185.00**

Model NC328XD/4 (8MP, 4mm lens)

**98+ Ft. (30M)  
IR Range**

- 12VDC Operation
- IP66 weatherproof
- PoE (Power over the Ethernet)
- Built-In 2.8, or 4mm Lens (Please specify)
- Sensitivity: 0.0 Lux (IR on), 0.19 Lux (IR off)



**Wall Bracket for NC324XD & NC328XD** **\$34.95**

Model DS-1273ZJ-130-TRL Metal

**Junction Box for NC324XD & NC328XD** **\$25.00**

Model DS-1280ZJ-M Metal



## 4 & 8MP HD Indoor/Outdoor IP Dome Camera

Model NC324TD/2.8 (4MP, 2.8mm lens) **\$129.95**

Model NC324TD/4 (4MP, 4mm lens)

Model NC328TDA/2.8 (8MP, 2.8mm lens) **\$175.00**

Model NC328TDA/4 (8MP, 4mm lens)

**98+ Ft. (30M)  
IR Range**

- 12VDC Operation
- IP66 weatherproof
- PoE (Power over the Ethernet)
- Built-In 2.8, or 4mm Lens (Please specify)
- Sensitivity: 0.0 Lux (IR on), 0.19 Lux (IR off)



**Wall Bracket for NC324TD & NC328TDA** **\$34.95**

Model DS-1272ZJ-110B Metal

**Junction Box for NC324TD & NC328TDA** **\$16.50** Metal Model DS-1280ZJ-DM18



4/5/8 MP HD Network Cameras

## Full Color 5MP IP Dome Camera, Weatherproof, w/ Fixed 2.8mm Lens

Model ECIP-HV-WB-5MP-FCA-2.8 - (5MP, White)

**\$79.95** **NEW**

- 12V DC
- 2.8mm fixed lens
- Built-in microphone
- Weatherproof (IP66)
- PoE (Power over the Ethernet)
- Built-in Hikvision Private Protocol
- 2pcs IR array - 90° 27.4M IR range

POWER SUPPLY SOLD SEPARATELY



**Large Ball Camera Surface Box** Model JMB-02-W (White 3.75") **\$9.95 ea**



## 4 & 8MP HD Indoor/Outdoor IP Camera w/ EXIR Illuminator

Model NC324XB (4MP) **\$144.95**

Model NC328XB (8MP) **\$219.00**

- 12VDC Operation
- Built-In 4mm Lens
- IP66 weatherproof
- PoE (Power over the Ethernet)
- Sensitivity: 0.0 Lux (IR on), 0.19 Lux (IR off)

**164+ Ft. (50M)  
IR Range**



**Junction Box for NC324XB & NC328XB** **\$25.00**

Model DS-1260ZJ



## 5 & 8MP Weatherproof IP Ball Camera, w/ 2.8-12mm VF Lens

Model ECIP-HV-WBVF5MP-W - (5MP, White) **\$99.00**

Model ECIP-HV-WBVF8MP-W - (8MP, White) **\$119.95**

- 12V DC
- Weatherproof (IP66)
- 2.8-12mm Vari-Focal Lens
- PoE (Power over the Ethernet)
- Built-in Hikvision Private Protocol
- 24 SMD IRLED illuminator for 82 Ft. (25M range)

POWER SUPPLY SOLD SEPARATELY



**Large Ball Camera Surface Box** Model JMB-02-G (Grey 4.75") **\$9.95 ea**

Model JMB-02-W (White 4.75")



## 4MP WDR Mini Dome IP Network Camera w/ Audio

Model NC324WDA **\$164.95**

- Built-In 4mm Lens
- Mobile Monitoring
- 12VDC+10% & PoE (802.3af) IR Range
- Built-in microphone, & audio output
- Dimensions: 3.9" x 2.1" (99.3 x 52.8mm)
- IP66 weather-proof protection & vandal-proof protection
- On-board storage: Built-in Micro SD/SDHC/SDXC slot, up to 128 GB

**33 Ft. (10M)  
IR Range**



## 3MP PIR Style IP Camera

Model ECIP-PIR-3MP

**\$79.95**

POWER SUPPLY SOLD SEPARATELY

- Built-In 3.7mm Lens
- 12VDC or PoE operation
- Compatible with most web browsers



# 4K High Definition IP NVRs

Network DVRs / Monitors

## 4 Camera HD NVR

Model NR32P4-4

- 2-way audio
- 1U 19" rack mount chassis
- Up to 8 Megapixel resolution recording
- HDMI & VGA outputs @ up to 4K (HDMI)
- 1 SATA interfaces (10Tb capacity), 2 USB interfaces
- 4 independent PoE (Power over the Ethernet) interfaces

With 2Tb HDD - **\$249.00**

With 4Tb HDD - **\$319.00**

## 8 Camera Slimline HD NVR

Model NR32P8-8

- 2-way audio
- 1U 19" rack mount chassis
- Up to 8 Megapixel resolution recording
- HDMI & VGA outputs @ up to 4K (HDMI)
- 1 SATA interfaces (10Tb capacity), 2 USB interfaces
- 8 independent PoE (Power over the Ethernet) interfaces

With 4Tb HDD - **\$425.00**

## 16 Camera HD NVR

Model NR51P6-16

- 2-way audio
- 1.5U 19" rack mount chassis
- Up to 12 Megapixel resolution recording
- HDMI & VGA outputs @ up to 4K (HDMI)
- 16 independent PoE (Power over the Ethernet) interfaces
- 4 SATA interfaces (10Tb capacity each) & 2 USB interfaces

With 4Tb HDD - **\$735.00**

## 32 Camera HD NVR

Model NR510-32

- 2-way audio
- 2 Gigabit network interfaces
- 1.5U 19" rack mount chassis
- Up to 12 Megapixel resolution recording
- HDMI & VGA outputs @ up to 4K (HDMI)
- 4 SATA interfaces (10Tb capacity each), 3 USB interfaces, & 1 eSATA interface

With 10Tb HDD - **\$995.00**

## 32 Camera HD NVR

Model NR710-32

- POS triggered recording and alarm
- Full channel recording at up to 12MP resolution
- HDMI1 Video output at up to 4K (3840x2160) reso
- Up to 8 SATA interfaces and 1 eSATA interface connectable for recording and backup
- H.265/H.264+/H.264 compression effectively reduces the storage space and costs by up to 50%

With 10Tb HDD - **\$1349.95**

## 64 Camera HD NVR

Model NR710-64

- 2-way audio
- HDMI output @ up to 4K
- 2U 19" rack mount chassis
- Dual gigabit network interfaces
- Up to 12 Megapixel resolution recording
- 8 SATA interfaces (10Tb capacity each), 3 USB interfaces, & 1 eSATA interface

With 10Tb HDD - **\$1795.00**

## 5" All-In-One CCTV Touch Screen Test Monitor & 4K IP + 8MP TVI / 8MP CVI / 8MP AHD / Analog / WiFi / IP Camera Tester

Model JHDMT-5500

- Includes: Zipper Case, Wrist Belt, Safety Cord, Test Leads, BNC Cable, RS485 Cable, Audio Cable, DC Power Cable, & AC Charger



**\$389<sup>00</sup>** ea

## 5MP IP Pinhole Camera





Model JEIP-594-5MP-HV

**\$134<sup>95</sup>** ea

- No POE
- 12V DC Operation
- 1/2.8" Sony CMOS image sensor
- Resolution: 5MP@15fps; 4MP@25fps
- Small Size: 1.5" x 1.5" x 0.98" (40 x 40 x 25mm)



# 4K IP NVR Kits w/ 5MP Indoor/Outdoor Full Color IR Cameras

 <p>4</p>	<p>2 Tb Hard Drive &amp; Web Access</p>  <p>Model <b>JIP-NVRK4K-4BC (5MP)</b></p> <p><b>\$614<sup>95</sup></b> ea</p> <p><i>Now With Audio</i></p> <p><b>4 Camera Kit Includes:</b></p> <ul style="list-style-type: none"> <li>4) - 5MP Full Color IP Ball Cameras (White)</li> <li>1) 1000 Ft. Cat5 Cable</li> <li>10) RJ-45 Network Terminals</li> <li>1) 4 Channel IP NVR w/ PoE</li> </ul> <p>Monitor Not Included</p>	<p>Model <b>JIP-NVRK4K-6BC (5MP)</b></p> <p><b>\$979<sup>95</sup></b> ea</p> <p><i>Now With Audio</i></p> <p><b>6 Camera Kit Includes:</b></p> <ul style="list-style-type: none"> <li>6) - 5MP Full Color IP Ball Cameras (White)</li> <li>1) 1000 Ft. Cat5 Cable</li> <li>20) RJ-45 Network Terminals</li> <li>1) 8 Channel IP NVR w/ PoE</li> </ul>
 <p>6</p>	<p>4 Tb Hard Drive &amp; Web Access</p>  <p>Model <b>JIP-NVRK4K-8BC (5MP)</b></p> <p><b>\$1129<sup>95</sup></b> ea</p> <p><i>Now With Audio</i></p> <p><b>8 Camera Kit Includes:</b></p> <ul style="list-style-type: none"> <li>8) - 5MP Full Color IP Ball Cameras (White)</li> <li>1) 1000 Ft. Cat5 Cable</li> <li>20) RJ-45 Network Terminals</li> <li>1) 8 Channel IP NVR w/ PoE</li> </ul> <p>Monitor Not Included</p>	<p>Model <b>JIP-NVRK4K-16BC (5MP)</b></p> <p><b>\$2064<sup>00</sup></b> ea</p> <p><i>Now With Audio</i></p> <p><b>16 Camera Kit Includes:</b></p> <ul style="list-style-type: none"> <li>16) - 5MP Full Color IP Ball Cameras (White)</li> <li>2) 1000 Ft. Cat5 Cable</li> <li>40) RJ-45 Network Terminals</li> <li>1) 16 Channel IP NVR w/ PoE</li> </ul>

**Large Ball Camera Surface Box**  Model **JMB-02W (White 3.75")** **\$9<sup>95</sup>** ea

*Permits Conduit Connection, Weather Resistant, Provides Relief for Connections*

## Network Switches w/ PoE

<p><b>1 Port Gigabit PoE</b></p> <p>Model <b>JTI-POE-I100G</b></p> <ul style="list-style-type: none"> <li>• 1-port 30W PoE</li> <li>• 1 Gigabit uplink port</li> <li>• IEEE802.3af</li> </ul> <p><b>\$34.95</b></p>	<p><b>4 Port Switcher w/ PoE</b></p> <p>Model <b>JTI-POE4AGFE-60</b></p> <ul style="list-style-type: none"> <li>• 4-Port 10/100 Mbps PoE</li> <li>• 1 Gigabit ethernet port</li> <li>• IEEE802.3af/at</li> </ul> <p><i>Extended Range</i></p> <p><b>\$59.95</b></p>
<p><b>8 Port Gigabit Switcher w/ PoE</b></p> <p>Model <b>JTI-POE8AGFE-120</b></p> <p><i>Extended Range</i></p> <p><b>\$114.95</b></p>	<p><b>8-Port Gigabit PoE</b></p> <ul style="list-style-type: none"> <li>• 2 Gigabit uplink ports</li> <li>• IEEE802.3af/at</li> </ul>
<p><b>16 Port Switcher w/ PoE</b></p> <p>Model <b>JTI-POE16GFE-250</b></p> <p><i>Extended Range</i></p> <ul style="list-style-type: none"> <li>• IEEE802.3, IEEE 802.3u, IEEE802.3af, IEEE802.3at</li> <li>• Provides 16 10/100Base-TX ports, 2 Gigabit Combo</li> <li>• Provides 16 PoE injector and 200W Built-in power supply</li> </ul> <p><b>\$199.95</b></p>	<p><b>24 Port Switcher w/ PoE</b></p> <p>Model <b>JTI-POE24GFE-360</b></p> <p><i>Extended Range</i></p> <ul style="list-style-type: none"> <li>• IEEE802.3, IEEE 802.3u, IEEE802.3af, IEEE802.3at</li> <li>• Provides 24 10/100Base-TX ports, 2 Gigabit Combo</li> <li>• Provides 24 PoE injector and 360W Built-in power supply</li> </ul> <p><b>\$279.95</b></p>
<p><b>16 Port Gigabit Switcher w/ PoE</b></p> <p>Model <b>JTI-POE16AGF-250</b></p> <ul style="list-style-type: none"> <li>• IEEE802.3, IEEE 802.3u, IEEE802.3af, IEEE802.3at</li> <li>• Provides 16 Gigabit ports, 2 Gigabit Combo ports</li> <li>• Provides 16 PoE injector and 250W internal power supply</li> </ul> <p><b>\$299.95</b></p>	<p><b>24 Port Gigabit Switcher w/ PoE</b></p> <p>Model <b>JTI-POE24AGF-370</b></p> <ul style="list-style-type: none"> <li>• IEEE802.3, IEEE 802.3u, IEEE802.3af, IEEE802.3at</li> <li>• Provides 24 Gigabit ports, 2 Gigabit Combo ports</li> <li>• Provides 24 PoE injector and 370W internal power supply</li> </ul> <p><b>\$379.95</b></p>

# HD HYBRID DVR KITS



*Indoor/Outdoor  
Day/Night IR Cameras*

JTVI-DVRK1080-1BC (2MP)  
JTVI-DVRK5MP-1BC (5MP)

2MP - \$234<sup>95</sup>  
1 Tb HDD & Phone App

5MP - \$354<sup>95</sup>  
2 Tb HDD & Phone App

- 1 Camera Kit Includes:**
- 1) - Hybrid ball camera  
*Please Specify Black or White Housings*
  - 1) 100 Ft. Coax/Power Cable
  - 2) BNC Terminals
  - 1) 4 Channel Hybrid DVR
  - 1) Camera Power Supply
  - 1) Power Connection Pigtail (Male)
  - 1) Power Connection Pigtail (Female)
  - 1) 6 Ft. HDMI Cable



*Indoor/Outdoor  
Day/Night IR Cameras*

JTVI-DVRK1080-2BC (2MP)  
JTVI-DVRK5MP-2BC (5MP)

2MP - \$299<sup>95</sup>  
1 Tb HDD & Phone App

5MP - \$439<sup>95</sup>  
2 Tb HDD & Phone App

- 2 Camera Kit Includes:**
- 2) - Hybrid ball cameras  
*Please Specify Black or White Housings*
  - 2) 100 Ft. Coax/Power Cables
  - 4) BNC Terminals
  - 1) 4 Channel Hybrid DVR
  - 2) Camera Power Supplies
  - 2) Power Connection Pigtail (Male)
  - 2) Power Connection Pigtail (Female)
  - 1) 6 Ft. HDMI Cable




*Indoor/Outdoor  
Day/Night IR Cameras*

JTVI-DVRK1080-4BC (2MP)  
JTVI-DVRK5MP-4BC (5MP)

2MP - \$445<sup>00</sup>  
1 Tb HDD & Phone App

5MP - \$599<sup>95</sup>  
2 Tb HDD & Phone App

- 4 Camera Kit Includes:**
- 4) - Hybrid ball cameras  
*Please Specify Black or White Housings*
  - 1) 500 Ft. Pullout Box Coax/Power Cable
  - 1) 4 Channel Hybrid DVR
  - 1) 4 Camera Power Supply
  - 10) BNC Terminals
  - 4) Power Connection Pigtails
  - 1) 6 Ft. HDMI Cable



*Indoor/Outdoor  
Day/Night IR Cameras*

JTVI-DVRK1080-6BC (2MP)  
JTVI-DVRK5MP-6BC (5MP)

2MP - \$635<sup>00</sup>  
1 Tb HDD & Phone App

5MP - \$829<sup>00</sup>  
2 Tb HDD & Phone App

- 6 Camera Kit Includes:**
- 6) - Hybrid ball cameras  
*Please Specify Black or White Housings*
  - 1) 500 Ft. Pullout Box Coax/Power Cable
  - 1) 8 Channel Hybrid DVR
  - 1) 8 Camera Power Supply
  - 20) BNC Terminals
  - 6) Power Connection Pigtails
  - 1) 6 Ft. HDMI Cable



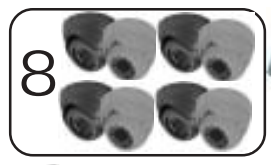
**Surface Mount Wiring Collar  
For Ball & Dome Cameras**

*Permits Conduit Connection, Weather Resistant, Provides Relief for Connections*

Model JMB-01-B (Grey 3.75")  
Model JMB-01-W (White 3.75")

\$7<sup>95</sup> ea






**Indoor/Outdoor  
Day/Night IR Cameras**

JTVI-DVRK1080-8BC (2MP)  
JTVI-DVRK5MP-8BC (5MP)

2MP - \$799<sup>95</sup>  
1 Tb HDD & Phone App

5MP - \$1039<sup>95</sup>  
2 Tb HDD & Phone App

- 8 Camera Kit Includes:**
- 8) - TVI 1080P ball cameras
  - Please Specify Black or White Housings
  - 2) 500 Ft. Pullout Box Coax/Power Cable
  - 1) 8 Channel Hybrid DVR
  - 1) 8 Camera Power Supply
  - 20) BNC Terminals
  - 8) Power Connection Pigtails
  - 1) 6 Ft. HDMI Cable



**Indoor/Outdoor  
Day/Night IR Cameras**

JTVI-DVRK1080-16BC (2MP)  
JTVI-DVRK5MP-16BC (5MP)

1MP - \$1299<sup>95</sup>  
1 Tb HDD & Phone App


5MP - \$1765<sup>00</sup>  
2 Tb HDD & Phone App



- 16 Camera Kit Includes:**
- 16) - TVI 1080P ball cameras
  - Please Specify Black or White Housings
  - 3) 500 Ft. Pullout Box Coax/Power Cable
  - 1) 16 Channel Hybrid DVR
  - 1) 16 Camera Power Supply
  - 40) BNC Terminals
  - 16) Power Connection Pigtails
  - 1) 6 Ft. HDMI Cable




**Hybrid TVI/CVI/AHD/CVBS (Analog) DVRs  
True 1080P Resolution**

4-Channel - Model JDVR-W4D1 (1 Tb)	\$179 <sup>95</sup> ea	
8-Channel - Model JDVR-W8D1 (1 Tb)	\$289 <sup>95</sup> ea	
16-Channel - Model JDVR-W16D1 (1 Tb)	\$419 <sup>95</sup> ea	
32-Channel - Model JDVR-W32D1/6 (10 Tb)	\$1250 <sup>00</sup> ea	

- Cell phone support: iPhone, Android
- HD TVI video input, 1080P recording
- Dual stream technology: Multi-user online simultaneously
- Playback: Simultaneously playback; HDMI 1080P output
- Pentaplex: live, record, playback, backup and remote operation
- Backup: USB, IE, CMS: support multi-file, file cutting when backup
- Support PTZ preset and auto cruise, up to 128 presets and 8 cruises



**HD TVI/AHD/CVI/Analog HYBRID 5MP DVRs  
(Up To 8MP Capability)**

4-Channel - Model JDVR-W4-5MP (2 Tb)	\$275 <sup>00</sup> ea	
8-Channel - Model JDVR-W8-5MP (2 Tb)	\$395 <sup>00</sup> ea	
16-Channel - Model JDVR-W16-5MP (2 Tb)	\$575 <sup>00</sup> ea	
32-Channel - Model JDVR-W32-5MP (10 Tb)	\$1575 <sup>00</sup> ea	

- Cloud (P2P) connection
- Free CMS (Mac / Windows)
- 5 Megapixel resolution, 25/30fps
- High definition H.265 / H.264 compression
- Easy to use cell phone App: iPhone, Android
- Smart Record / Smart Search / Smart Backup
- Easy install smart IP mapping / Zero click IP connection



# Watchman Real-Time 5MP Hybrid TVI/CVI/AHD/Analog DVRs

8-Channel - Model **JWM-HD08** ----- \$ **449<sup>95</sup>** ea  
 16-Channel - Model **JWM-HD16** ----- \$ **599<sup>95</sup>** ea

- UTC
- Dual stream
- Two way audio
- Email alert w/AVI
- S.M.A.R.T. HDD function
- 2 SATA hard disc drive bays
- Up to 10TB HDD supported
- DVR Health server supported
- Mac & Windows O/S supported
- Remote DVR monitoring function
- TVI/AHD/CVI/CVBS (Auto Sensing)
- 5MP / 1080P / 720P / 960H Compatible



Phone and Computer Apps Support Viewing of  
**Live Video AND Playback**

5/8 Megapixel Equipment

## Hybrid 2 & 5 MP Micro Ball Camera TVI/CVI/AHD/CVBS(Analog) Weatherproof, Fixed 2.8mm Lens

Model **EC-HY-MBC-1-1080 (2MP, White)**

\$ **49<sup>95</sup>** ea

POWER SUPPLY SOLD SEPARATELY



**GREAT FOR ELEVATORS**

Model **ECHY-MBC1-5MP-B (5MP, Black)**  
 Model **ECHY-MBC1-5MP-W (5MP, White)**

\$ **69<sup>95</sup>** ea

- Built-In 2.8mm Lens
- Super small - only 2.3" across
- 12 IRLED illuminator for 33' (10m) range

## 2 & 5 MP Weatherproof Long Range Bullet Camera TVI/CVI/AHD/CVBS(Analog), 5-50mm VF Lens

Model **ECHY-BC4VF-1080-550** -----

\$ **129<sup>95</sup>** ea

Model **ECHY-BC4VF-5MP-550** -----

\$ **169<sup>95</sup>** ea



POWER SUPPLY SOLD SEPARATELY

- Image stabilization
- 5-50mm varifocal lens
- Power: 12VDC / 500mA

## Mini Hybrid 2 & 5 MP Indoor Pinhole Camera TVI/CVI/AHD/CVBS (Analog)

Model **ECHY-594HDP (2MP)** -----

\$ **59<sup>95</sup>** ea

Model **ECHY-594P-5MP (5MP)** ----

\$ **79<sup>95</sup>** ea

- 12VDC operation
- 0.05 Lux sensitivity
- Built-In 3.6mm pinhole lens
- 1/3" CCD image sensor chip
- Dimensions: 1.4" X 1.4" X .75" (35X35X20mm)



## TVI/AHD/Analog Weatherproof Ball Camera w/ 2 & 5 MP Res., & Fixed 3.6mm Lens

Model **EC-HY-WB1-1080-B (2MP, Black)**

\$ **40<sup>00</sup>** ea

Model **EC-HY-WB1-1080-W (2MP, White)**

4 for \$ **140<sup>00</sup>**

\$ **60<sup>00</sup>** ea  
 4 for \$ **220<sup>00</sup>**

Model **EC-HY-WB1-5MP-B (5MP, Black)**  
 Model **EC-HY-WB1-5MP-W (5MP, White)**

POWER SUPPLY SOLD SEPARATELY

- 12V DC
- 3.6mm fixed lens
- Weatherproof (IP66)
- 18 SMD IRLED illuminator



## Weatherproof Ball Camera w/ 2, 5, & 8 MP Res., TVI/AHD/Analog, 2.8-12mm Vari-focal Lens

Model **EC-HY-WB1-1080-VFB (2MP, Black)**

\$ **60<sup>00</sup>** ea

Model **EC-HY-WB1-1080-VFW (2MP, White)**

4 for \$ **220<sup>00</sup>**

\$ **80<sup>00</sup>** ea

Model **EC-HY-WB1-5MP-VFB (5MP, Black)**

4 for \$ **300<sup>00</sup>**

Model **EC-HY-WB1-5MP-VFW (5MP, White)**

\$ **100<sup>00</sup>** ea

Model **EC-HY-WB1-8MP-VFB (5MP, Black)**

Model **EC-HY-WB1-8MP-VFW (5MP, White)**

4 for \$ **380<sup>00</sup>**

POWER SUPPLY SOLD SEPARATELY

- Weatherproof (IP66)
- 24 SMD IRLED illuminator
- 2.8-12mm Vari-Focal Lens



## Small Ball Camera Surface Box

Model **JMB-01-G (Grey 3.75")**

\$ **7<sup>95</sup>** ea

Model **JMB-01-W (White 3.75")**

## Large Ball Camera Surface Box

Model **JMB-02-G (Grey 4.75")**

\$ **9<sup>95</sup>** ea

Model **JMB-02-W (White 4.75")**

215/8 MP Hybrid Cameras

## 2, 5, & 8 MP HD Weatherproof & Vandalproof Dome Cameras

### TVI/AHD/CVI/ CVBS (Analog)

Model ECHY-VD2-1080 (2MP) ----- **\$109<sup>95</sup>** ea

Model ECHY-VD2-5MP (5MP) ----- **\$129<sup>95</sup>** ea

Model ECHY-VD2-8MP (8MP) ----- **\$149<sup>95</sup>** ea



**Vandal Proof**  
66+ Ft. (20M)  
IR Range  
**Dual Voltage**  
12VDC/24VAC

POWER SUPPLY  
SOLD SEPARATELY

- On screen display
- Over 66' IR range
- 2.8-12mm varifocal lens
- IP66 weather/vandal proof
- Dual voltage (12VDC/24VAC)
- 1/2.9" Sony 2.1MP CMOS image sensor

**Wall Mount Bracket for**  
**ECHY-VD2-1080 &**  
**ECHY-VD5-5MP**  
Model EC-WBBKT-2



**\$24.95**

### TVI/AHD/Analog Wedge Camera Indoor Vandalproof Housing w/ 2 & 5 MP Resolution

Model ECHY-WDG1-1080-3.6 (2MP, 3.6mm) **\$45<sup>00</sup>** ea

Model ECHY-WDG1-1080-2.8 (2MP, 3.6mm) **\$45<sup>00</sup>** ea

Model ECHY-WDG1-5MP-2.8 (5MP, 2.8mm) **\$65<sup>00</sup>** ea

**26 Ft. (8M)**  
**IR Range**



- 12VDC power
- 10 IRLED illuminator
- Dimensions: 3.9" x 2.1" (99.3 x 52.8mm)

### Hybrid Corner/ Elevator Camera w/ 2 & 5 MP Resolution & Fixed 2.8mm Lens

Model ECHY-COR1-1080P (2 MP) **\$99<sup>95</sup>** ea



Model ECHY-COR1-5MP (5 MP)

**\$119<sup>95</sup>** ea

**Ceiling Corner Mount Ideal For:**  
Elevators, Closets, Equipment  
Rooms, Booths, Etc.

- 12V DC
- 2.8mm fixed lens
- Mounts in corner of ceiling
- Formats: TVI, AHD, CVBS (Analog)
- Dimensions: 9.4" x 7.9" x 7.9" (240 x 200 x 200mm)

### TVI/AHD/Analog Bullet Camera Weatherproof, w/ 1080P & 5MP Res. & 2.8-12mm Varifocal Lens

Model JHY-VBC1-1080P-W (2MP) **\$84<sup>95</sup>** ea

Model JHY-VBC1-5MP-W (5MP) **\$104<sup>95</sup>** ea

**98+ Ft. (30M)**  
**IR Range**



- 12V DC
- White color
- Weatherproof
- 2.8-12mm varifocal lens
- 36 SMD IRLED Day/Night camera

POWER SUPPLY  
SOLD SEPARATELY

### Weatherproof Hybrid IR Bullet Camera TVI/CVI/AHD/CVBS (Analog), 1080P/2MP

Model JEHY-BCI-1080 (2MP) **\$45<sup>00</sup>** ea

Model JEHY-BCI-5MP (5MP) **\$65<sup>00</sup>** ea



**98+ Ft. (30M)**  
**IR Range**

- White color
- Ceiling / Wall mount
- Built-in 3.6mm lens
- Rating: IP66 waterproof
- Format: TVI, AHD, CVI, CVBS (Analog)
- Power: 12VDC / 600mA (200mA IR off)
- Dimensions: 6.1" x 6.1" (155 x 155mm)
- 18 LED IR illuminator - Over 98' (30M) IR range
- Min. Illumination: Color - 0.01 Lux @ f1.2; B&W - 0.001 Lux @ f1.2

### Super Mini Hybrid 2MP Pinhole Camera TVI/CVI/AHD/CVBS (Analog)

Model ECHY-525HDP **\$59<sup>95</sup>** ea



- Built-in 3.7mm lens
- 1.0 Lux sensitivity
- True 1080p resolution
- 12VDC / 800mA operation
- 1/2.9" Sony image sensor chip
- Dimensions: 0.94" X 0.94" X .55" (25 X 25 X 14mm)
- TVI is the default format, please specify format desired and we will install it

### Small Bullet Camera Surface Box

Model JMB-04-W (White 3.75") **\$11<sup>95</sup>** ea



**Provides Simplified Mounting And Easy Attachment To Conduit For Secure Wiring With Above Bullet Cameras And Many More**

### Discreet Hybrid Ceiling Camera w/ 2 & 5 MP Resolution & Fixed 3.7mm Pinhole Lens

Model  
**ECHY-CMSC-1080P** (2 MP)

**\$79<sup>95</sup>** ea

Model  
**ECHY-CMSC-5MP** (5 MP)

**\$99<sup>95</sup>** ea

Camera Adjusts  
to View Through  
Any Side Port



- 12V DC
- 3.7mm pinhole lens
- Formats: TVI, AHD, CVBS (Analog)
- Dimensions: 4.7" x 2.2" (119 x 56mm)

### Discreet Hybrid PIR Style Camera w/ 2 & 5 MP Resolution & Fixed 3.7mm Pinhole Lens

Model  
**ECHY-PIR1-1080** (2 MP)

**\$79<sup>95</sup>** ea

Model **ECHY-PIR1-5MP** (5 MP)

**\$99<sup>95</sup>** ea

Simulated PIR  
Does Not Trigger  
Alarm System



- 12V DC
- 3.7mm pinhole lens
- Formats: TVI, AHD, CVBS (Analog)
- Dimensions: 4.7" x 1.9" x 2.7" (120 x 48 x 69mm)

### Full Color Hybrid 4-In-1 Coax Cameras [ TVI, AHD, CVI, CVBS (Analog) ]

#### 5MP Full Color Coax Ball Camera

Model **ECHY-WB1-5MPFC-W** (White)

**\$80<sup>00</sup>** ea  
**4 for \$300<sup>00</sup>**

- 1/2.8" Sony CMOS image chip
- 5.0 Megapixels UTC+DIP
- 2 LED infrared illuminator
- Fixed 3.6mm/f1.4 lens

*True Color  
Even At Night*



#### 5MP Full Color Coax Ball Camera

Model **ECHY-WB1-5MPFC-G** (Gray)

**\$80<sup>00</sup>** ea  
**4 for \$300<sup>00</sup>**

- 1/2.8" Sony CMOS image chip
- 5.0 Megapixels UTC+DIP
- 3 LED infrared illuminator
- Fixed 3.6mm/f1.4 lens

*True Color  
Even At Night*

Junction Box for **ECHY-WB1-5MPFC-G**

Model **JMB-05**

**\$14.95**



### Mini Hybrid Indoor Camera TVI/AHD/CVBS (Analog)

w/ 2 & 5 MP Res. & 3.6mm Lens

Model  
**ECHY-594S** (2 MP)

**\$59<sup>95</sup>** ea

12VDC POWER  
SUPPLY NOT  
INCLUDED

Model  
**ECHY-594S-5MP** (5 MP)

**\$79<sup>95</sup>** ea

- Built-In 3.6mm lens
- 0.05 Lux sensitivity
- 12VDC / 80mA operation
- 1/3" CCD image sensor chip
- Includes adjustable camera bracket
- Dimensions: 1.4" x 1.4" x .75" (35mm X 35mm X 20mm)



### Ultra-Micro Camera with "Screw-Head" Lens & Audio

Model **ECMP-02SC**

- 0.5 Lux Sensitivity
- 1080p Resolution
- Built-in Microphone
- 12V DC / 800Ma Operation
- Ultra-Micro Size: .35" x 1.97"

**\$59<sup>95</sup>** ea

POWER SUPPLY SOLD  
SEPARATELY

Lens Head looks Like  
the Head of  
a Phillips Screw  
(Enlarged to Show  
Detail)



### 2-Way HD Video Splitter

Model **JVS-HDMI4**



Supports : **AHD, HDCVI,  
HDTVI, & Analog**

**\$59<sup>95</sup>** ea

- Input: 1) BNC; Output: 2) BNC
- Resolution: 1280 x 720 or 1920 x 1080
- Cable Length: Input unlimited; Output max to 300-600m
- Power Supply(input): Jack - 2.1 x 5.5mm, 12V,1A (Included)
- Dimensions: 5.5" x 3.93" x .98" (140W x 100D x 25Hmm)

### 4-Way NTSC/PAL Analog Video Distributor

Model **JVD-4XANA-BNC**



**\$69<sup>95</sup>** ea

- Input: 1) BNC; Output: 4) BNC
- Power Supply: 12V,1A (Included)
- Support : NTSC & PAL analog video
- Dimensions: 5.5" x 3.93" x .98" (140W x 100D x 25Hmm)

### TVI/AHD/CVI to HDMI Video Converter

Model **JE-HD2HDMI**



**\$49<sup>95</sup>** ea

**Put Your HD  
Camera Direct To  
An HDMI Monitor !**



## 2MP Discreet WiFi Cameras

Model JE-WIFI-PIR1  
Motion Detector  
Style Camera

Model EC-WIFI-SMDT  
Ceiling Mount



32G Micro SD Card  
Included



Free Phone App  
Download

POWER SUPPLY  
SOLD SEPARATELY

- Built-In 3.7mm Lens
- Resolution: 1920 x 1080 @ 18fps
- Built-in Micro SD card slot (128G capacity, 32G card included)

Your Choice

**\$79.95** ea.

## 2MP PTZ WiFi Camera

Model JE-WIFI-IC-101

**\$69.95**

Free Phone App  
Download

32G Micro SD Card  
Included

- 2-Way audio
- 11 IRLED illuminator (33-45 Ft. IR Range)
- Built-In 3.6mm Lens
- Infrared Range: 33' (10M)
- Resolution: 1920 x 1080 @ 15fps
- Multiple users simultaneously watch online
- Supports wireless PTZ control, 355°H & 120° V
- Easy remote monitoring via P2P cloud technology
- PC client CMS software - manage & monitor multiple devices
- Built-in Micro SD card slot (128G capacity, 32G card included)



POWER SUPPLY  
SOLD SEPARATELY

WiFi Cameras

## 2MP WiFi Indoor/Outdoor Motion Sensing Bullet Camera

Model EC-WIFI-BC1

**\$79.95**

Free Phone App  
Download

32G Micro SD Card  
Included

- 6 IRLED illuminator
- Built-In 3.6mm Lens
- Rated IP66 weatherproof
- Resolution: 1920 x 1080 @ 18fps
- Motion detection, email alert, FTP upload
- Built-in Micro SD card slot (128G capacity, 32G card included)



POWER SUPPLY  
SOLD SEPARATELY

## 2MP WiFi Mini Pinhole Camera

Model EC-WIFI-MINI-P

32G Micro SD Card  
Included

**\$89.95**

POWER SUPPLY  
SOLD SEPARATELY

- Built-In 3.6mm Lens
- Resolution: 1920 x 1080 @ 18fps
- Built-in Micro SD card slot (128G capacity, 32G card included)

Free Phone App  
Download



## Camera Memory Upgrades

All Recording Cameras On Pages 2 & 3 (Except Pen DVR & Key Chain DVR) May Be Upgraded From the Standard 32G Micro SD Card to a 64G or 128G Micro SD Card.

Upgrade to 64G - \$13.00

Upgrade to 128G - \$25.00

## 2MP Dual Band WiFi E27 Base Screw-In PTZ Camera

Model JE-WIFI-BULBCAM-1

**\$79.95** ea

- Built-in siren
- 2MP resolution
- Power base included
- Dual band WiFi (2.4G & 5G)
- Mobile control of Pan/Tilt/Zoom
- Full Color Night Vision: Built-in infrared LEDs
- Infrared cut filter for accurate color representation
- Dimensions: 6.1" x 2.8" Dia. (154.9 x 71, 1mm Dia.)
- Built-in Micro SD card slot (128G Max.; 32G card included)
- Plug and Play: Just screw into any light socket (Standard E27 base)
- P2P technology allows you to access live camera view from anywhere



## 5 MP 4G 4X PTZ Camera

Model JE-PTZ5MP-12V-4G

**\$165.00** ea

Requires  
SIM Card\*

- 4X zoom PTZ
- Two way audio
- White body color
- 5.0 MP (2592 x 1944P)
- 8 white plus 4 IR LED illuminator
- Autofocus 2.7-13.5mm lens (4X)
- Sony335 + GK7205V300 Imaging
- US 4G connectivity (ATT/T Mobile\*)
- Built-in Micro SD card slot (128G Max.; 32G card included)



12V/2A Power Supply (Required) -- \$17.95

## Professional 4K UHD TFT Video Monitors

Video & Computer Monitors

Model **JVM-IMHD4K-28 (28" Screen)** ----- \$ **395<sup>00</sup>** ea

Model **JVM-IMHD4K-32 (32" Screen)** ----- \$ **595<sup>00</sup>** ea

- Suitable for All Video Surveillance and Security applications
- Superior Ultra High Definition 4K Image: 3840 x 2160
- Commercial Grade - Designed for 24/7 Operation
- Bright Illuminated Panel with 170° Viewing Angle
- Inputs: HDMI & DisplayPort
- 16.7 Million Color Capacity
- VESA Mount Compatible
- 3D Combo Filter



## Widescreen LED Security Monitors w/ HDMI, VGA & BNC Video Inputs, RCA & PC Audio Inputs



\$ **245<sup>00</sup>** ea ----- Model **JCM-NTHLED18 (18.5" Screen)**

\$ **315<sup>00</sup>** ea ----- Model **JCM-NTHLED24 (24" Screen)**

- 16:9 Aspect Ratio
- Looping BNC Inputs
- Vesa Mounting (100 x 100)
- 1360 x 768 Max Resolution
- Includes 6' HDMI & VGA Cables

## Ultra Thin Wide Screen VGA/HDMI LED Backlit TFT LCD Monitors

Model **JCM-VG22 (22")** ---- \$ **169<sup>95</sup>** ea

Model **JCM-VG24 (24")** ----- \$ **189<sup>95</sup>** ea

Model **JCM-VG27 (27")** ----- \$ **285<sup>00</sup>** ea

- HDMI & VGA inputs
- Vesa Mounting (100 x 100)

Perfect for Computer or Security Applications



## Compression Crimp Tool

Model **JPT-16201**

\$ **44.95**



- Use on RG59, RG6 and RG6 Quad shield cables
- Straight action mechanism provides 360° uniform compression
- Use for crimping F, RCA and BNC style compression connectors
- Crimp height adjustable for similar style compression connectors

## Compression Terminals



Model **JCF-657 (BNC - RG-59)**

\$ **1.95** ea.

**10 for \$15.00**

**25 for \$35.00**

Model **JCF-658 (BNC - RG-6)**

\$ **1.95** ea.

**10 for \$15.00**

Model **JCF-650**

(F - RG-6 - Dual Shield)

Model **JCF-659**

(F - RG-59 - Dual Shield)

Model **JCF-660**

(F - RG-6 - Quad Shield)


\$ **2.25** ea.

**10 for \$20.00**

## Acme Professional Staplers

Model **18A - Telco**  
Model **25A - Coax**

- Jam resistant, drop-in, bottom load design
- Sure grip, high visibility, yellow coated handles with hand stop for maximum comfort and safety



Your Choice  
\$ **42<sup>95</sup>** ea

### Staples

Model **18A** Length 1000  
3/16" **\$3.95**

Model **25A** Length 1000  
1/4" **\$3.95**  
9/16" **\$3.95**

## QK-RJ45 Crimp Tool

\$ **39<sup>95</sup>** ea

Model **JPT-QK45**

- For use with QK-RJ45 connectors
- Works with most other RJ-11, RJ-12 and RJ-45
- Crimps & trims extended wire in QK-RJ45 connector in a single cycle



### QK-RJ45 Cat5e Connectors

Model **JPT-QKC5/10 (Pack of 10)** ----- \$ **7.50**

Model **JPT-QKC5/50 (Pack of 50)** ----- \$ **24.95**

### QK-RJ45 Cat6 Connectors

Model **JPT-QKC6/10 (Pack of 10)** ----- \$ **8.50**

Model **JPT-QKC6/50 (Pack of 50)** ----- \$ **29.95**

### QK-RJ45 Cat6 (Outdoor Cable) Connectors

Model **JPT-QKC6B/10 (Pack of 10)** ----- \$ **9.50**

Model **JPT-QKC6B/50 (Pack of 50)** ----- \$ **32.95**

Thru holes allow wire pairs to be inserted thru front of connector

## 5MP Hybrid Speed Dome w/ PTZ, Long Range IR & 20X Optical Zoom

Model ECHY-PTZ7-5MP20X

\$349<sup>95</sup> ea

328' IR Range

- 5MP resolution
- Coax cable video
- 20X optical zoom
- 3D noise reduction
- Weatherproof: IP66
- IR range: 328 Ft. (100M)
- Includes 12VDC/2A power supply
- Formats: TVI, AHD (Default), CVBS (Analog)

HD



## 8MP Weatherproof PTZ IP Camera with 20X Zoom Lens

Model ECIP-HV-PTZ8MP

\$525<sup>00</sup> ea

HD

- Built-in PoE
- Hikvision protocol
- IR range: 984 Ft. (300M)
- Wall mount bracket included
- Includes 12V 6A power supply
- Built-in 20X (4.7-94mm) optical zoom
- Resolution: 4K / 8.0MP (3840x2160)

984' IR Range



IP PTZ DOMES / DVR AUDIO

## 5MP Weatherproof PTZ IP Camera with 20X Zoom Lens

Model TI-NP405-IR/20X

\$395<sup>00</sup> ea

300' IR Range

- Built-in microphone
- Low illumination, 0.1Lux
- 264/H265 dual-stream
- Built-in 20X optical zoom
- Built-in PoE (30W required)
- IP66 weatherproof housing
- Wall mount bracket included
- Resolution: 5.0MP (2592x1944)
- 1/2.8" Sony low light CMOS Sensor
- 8 PCS IR Leds, Range: 300' (90M)
- Day/Night, AWB/MWB, BLC, HLC, 2D/3D-NDNR
- Shutter, IR-CUT, D-WDR, Mirror, flip, Defogging

HD



## 4MP Weatherproof PTZ IP IR Dome Camera with 25X Optical +16X Digital Zoom

Model THK-NP1A14-IR

\$695<sup>00</sup> ea

- IP66 weatherproof housing
- IR Range: Over 160' (50M)
- 1/2.5" progressive scan CMOS
- Power: 12VDC & PoE+ (802.3at, class4)
- Resolution: 4.0MP (2560x1440) @ 30fps
- Built-in 4.8 - 120mm optical zoom lens, plus 16X digital zoom
- Low illumination, 0.005Lux @ (F1.6, AGC ON), 0.0 LUX (IR ON)

HD



### Wall Bracket for THK-NP1A14-IR

Model DS-1605ZJ

\$39.50

Metal



Junction Box for THK-NP1A14-IR

\$33.00

Metal

Model DS-1280ZJ-SD11

## Video Surveillance Warning Sign

Model EC-WS2

\$9<sup>95</sup> ea  
3 lot \$7<sup>95</sup> ea

- 10.6"x10.6" size
- English & Spanish text
- Sturdy heavy gauge plastic construction
- Large camera graphic, bright attention getting color



## PTZ Mounting Adaptors

Model EC-PTZ-PM1

(Pole Mt.)

\$55.00

Model EC-PTZ-CB1

(Corner Mt.)

\$60.00



## Use 2-Way Audio on Your DVR 40 Watt Audio Add-On Package - Model J2WAP



DVR Must Have Audio Recording Capability and App Must Have "Talk Back" Function.


Available in three cable lengths:

25' Cable -- \$99.95

50' Cable ----- \$104.95

100' Cable ----- \$114.95

- 1) PCM20A Amplifier
- 1) Mini-Microphone
- 1) 12VDC/500mA Power Supply
- 1) M44H Surface Mt. Speaker
- 2) BNC F - RCA M Adapters
- 1) RCA F - 1/4" M Adapter
- 1) RCA M - RCA M 6' Cable



## Multi-Camera & Accessory Power Supplies

### 4 Port 12 Volt

Model  
EPS-12V4-5A - \$ 49<sup>95</sup> ea



- 4 - 12V DC outputs w/ LED indicators
- 5 amp total current (1.25A Max. per port)

### 9 Port 12 Volt

Model  
EPS-12V9-10A --- \$ 74<sup>95</sup> ea



- 9 - 12V DC outputs w/ LED indicators
- 10 amp total current (1.6A Max. per port)

### 18 Port 12 Volt

10A - Model  
EPS-12V18-10A ---- \$ 89<sup>95</sup> ea  
20A - Model  
EPS-12V18-20A --- \$ 114<sup>95</sup> ea  
25A - Model  
EPS-12V18-25A --- \$ 129<sup>95</sup> ea

- 18 - 12V DC outputs w/ LED indicators
- 10 Amp total current (1.1A Max. per port - 18P/10A)
- 20 Amp total current (1.6A Max. per port - 18P/20A)
- 25 Amp total current (1.85A Max. per port - 18P/25A)



## Combination Power & Video CCTV Cables

*CONNECT VIDEO CAMERA WITH JUST  
ONE CABLE*

- |                               |         |         |
|-------------------------------|---------|---------|
| Model EC-VPC25B (25' Black)   | } ----- | \$9.95  |
| Model EC-VPC25W (25' White)   |         |         |
| Model EC-VPC50B (50' Black)   | } ----- | \$14.95 |
| Model EC-VPC50W (50' White)   |         |         |
| Model EC-VPC100B (100' Black) | } ----  | \$24.95 |
| Model EC-VPC100W (100' White) |         |         |
| Model EC-VPC150B (150' Black) | } ----  | \$34.95 |
| Model EC-VPC150W (150' White) |         |         |

## DC Power Connectors

- |                      |   |                             |
|----------------------|---|-----------------------------|
| Model<br>JPC-21DCM   | • 2.1mm Male Plug to Pig Tails          | \$1.25 ea<br>10 for \$10.00 |
| Model<br>JPJ-21DCF   | • 2.1mm Female Jack to Pigtails         |                             |
| Model<br>JPTB-21DCM  | • 2.1mm Male Plug with Terminal Block   | \$1.25 ea                   |
| Model<br>JPTB-21DCF  | • 2.1mm Female Jack with Terminal Block | \$1.25 ea                   |
| Model<br>JPJ-21DC-2M | • 2.1mm Female Jack to 2 Male Plugs     | \$6.95 ea                   |
| Model<br>JPJ-21DC-4M | • 2.1mm Female Jack to 4 Male Plugs     | \$9.95 ea                   |
| Model<br>JPJ-21DC-8M | • 2.1mm Female Jack to 8 Male Plugs     | \$14.95 ea                  |

## COAX CONNECTORS & ADAPTERS

- |   |   |
|---|---|
| BNC TWIST - RG-59U<br>JCON-1004 \$1.00 ea.<br>\$7.50 / 10     | BNC TWIST - RG-6U<br>JCON-1000 \$1.00 ea.<br>\$7.50 / 10    |
| BNC 2 PC - RG-59U<br>JCON-1019 \$1.00 ea.<br>\$7.50 / 10      | BNC 2 PC - RG-6U<br>JCON-1015 \$1.00 ea.<br>\$7.50 / 10     |
| BNC-F to RCA-M Adapter<br>JCON-1058 \$1.00 ea.<br>\$7.50 / 10 | F-F to RCA-M Adapter<br>JCON-1131 \$1.00 ea.<br>\$7.50 / 10 |
| RCA-F to BNC-M Adapter<br>JCON-1057 \$1.00 ea.<br>\$7.50 / 10 | F-F to BNC-M Adapter<br>JCON-1055 \$1.00 ea.<br>\$7.50 / 10 |
| BNC Union (F/F)<br>JCON-1059 \$1.00 ea.<br>\$7.50 / 10        | BNC Tee (F/F/F)<br>JCON-1061 \$3.00 ea.                     |
| BNC Tee (M/M/M)<br>JCON-1062 \$3.00 ea.                       | BNC Tee (M/F/F)<br>JCON-1063 \$3.00 ea.                     |

## 1-1 BNC/Cat5 Twisted Pair Video Balun

- Model EC-VBP2 (Pair)  
\$ 6<sup>95</sup> per pair  
**10 pair \$ 60<sup>00</sup>**
- 
- Compatible with CVI, TVI, AHD, & CVBS (Analog)
  - One unit at camera without pigtail, one unit at monitor with pigtail
  - Range: B&W up to 1,900 Ft. (600M); Color up to 1,300 Ft. (400M)
- ELIMINATE COAX!**

## Compression Connectors

- |  |   |  |
|--|---|--|
| Model JCF-657<br>(BNC - RG-59)<br>\$1.95 ea.<br>10 for \$15.00<br>25 for \$35.00 | Model JCF-658<br>(BNC - RG-6)<br>\$1.95 ea.<br>10 for \$15.00 | Model JCF-659<br>(F - RG-59)<br>Model JCF-650<br>(F - RG-6 - Dual Shield)<br>Model JCF-660<br>(F - RG-6 - Quad Shield)<br>\$2.25 ea.<br>10 for \$20.00 |
| Model JCF-655<br>(RCA - RG-59)<br>\$1.00 ea.                                     |   |  |

## DVR/VCR Steel Lock Boxes

- |   |   |
|---|---|
| <p>Model JLB-DVR185 (18"x18"x5)</p> <ul style="list-style-type: none"> <li>• Locking drop front cabinet</li> <li>• Dimensions: 18"x18"x5"</li> <li>• Built-in ventilator fan</li> <li>• Removable top</li> </ul> <p style="text-align: right;">\$ 149<sup>95</sup> ea</p> | <p>Model JLB-DVR218 (21"x21"x8)</p> <ul style="list-style-type: none"> <li>• Locking drop front cabinet</li> <li>• Dimensions: 21"x21"x8"</li> <li>• Built-in ventilator fan</li> <li>• Removable top</li> </ul> <p style="text-align: right;">\$ 149<sup>95</sup> ea</p> |
|---|---|



### 500 Ft. Single Cable HDMI™ Extender W/ 2-Way IR & HDMI Loopout

Model EX-500IR-3D

**\$150<sup>00</sup> ea**

- Supports PoC function (Power over cable)
- Supports bi-directional IR signal transmission
- HDBaseT 1080p@60Hz YUV4:4:4 up to 500 feet



### 330 Ft. Single Cable HDMI™ Extender W/ IR Remote Control Support

Model HDEX-330

**\$99<sup>95</sup> ea**

- Includes IR receiver & transmitter
- Full HD 1080p, 3D support (Up to 1080p@50/60Hz)
- 330 Ft. (100 M) maximum distance over single CAT5e/6 cable
- Extend 396 Ft. (120M) farther by adding another Ethernet router



### 330 Ft. Single Cable HDMI™ Extender 4K W/ IR Remote Control Support


Model HDEX-C330-K

**\$109<sup>95</sup> ea**

**4K**

*Built-in Splitter for Local Viewing, Switcher, Etc.*

- Includes power supply & IR-kit
- Heavy-duty cool metal enclosure
- HDCP 1.4 and HDMI 21.4 Compliant
- Supports 1G standard IP switcher/router/hub
- HDMI Loop-out on transmitter for local HDMI display
- IR control enables remote commands from remote display
- 330 Ft. (100 M) maximum distance over single CAT5e/6 cable



### 165 Ft. Single Cable HDMI™ Extender W/ IR Remote Control Support

Model HDEX-165

**\$69<sup>00</sup> ea**

- Includes IR receiver & transmitter
- Full HD 1080p, 3D support (Up to 1080p@50/60Hz)
- 165 Ft. (50 M) maximum distance over single CAT5e/6 cable



### 165 Ft. 4K UHD HDMI Extender Via Cat6/7 w/ HDR, IR & EDID Control

Model UHD-EX165H-K

**\$125<sup>00</sup> ea**

*Built-in Splitter for Local Viewing, Switcher, Etc.*

- Includes power supply & IR-kit
- Heavy-duty cool metal enclosure
- HDCP 2.2 and HDMI 2.0 Compliant
- HDMI Loop-out on transmitter for local HDMI display
- Essentially all available audio options are supported
- EDID Management - Copy EDID signal at either end
- IR control enables remote commands from remote display



### HDMI™ 2-Way Splitter

Model JVS-HDMI2

**\$34<sup>95</sup> ea**

**4K**

- Full HD1080p 3D supported
- Power: DC5V (power adapter included)
- 1 HDMI input, 2 simultaneous HDMI outputs



### HDMI™ 4-Way Splitter

Model JVS-HDMI4

**\$49<sup>95</sup> ea**

**4K**

- Full HD1080p 3D supported
- Power: DC5V (Adapter included)
- 1 HDMI input, 4 simultaneous HDMI outputs
- 2-way IR extension option (IR adaptor, emitters, & sensors sold separately)



### HDMI™ 8-Way Splitter

Model JVS-HDMI8

**\$129<sup>95</sup> ea**

**4K**


- Full HD1080p 3D supported
- Power: DC5V (power adapter included)
- 1 HDMI input, 8 simultaneous HDMI outputs
- 2-way IR extension option (IR adaptor, emitters, & sensors sold separately)



### HDMI™ Digital Video Cables

• Full 1080P Resolution  
• Gold Plated Connecting Pins & Connections  
• HDMI v1.4 High Speed Category 2 Certified

1.5' Model JDC-HDMI1.5	<b>\$4.95 ea.</b>
3' Model JDC-HDMI3	<b>\$5.95 ea.</b>
6' Model JDC-HDMI6	<b>\$9.95 ea.</b>
10' Model JDC-HDMI10	<b>\$12.95 ea.</b>
15' Model JDC-HDMI15	<b>\$14.95 ea.</b>
25' Model JDC-HDMI25	<b>\$19.95 ea.</b>
35' Model JDC-HDMI35	<b>\$29.95 ea.</b>
40' Model JDC-HDMI40	<b>\$34.95 ea.</b>
50' Model JDC-HDMI50	<b>\$49.95 ea.</b>
75' Model JDC-HDMI75	<b>\$99.95 ea.</b>
100' Model JDC-HDMI100	<b>\$119.95 ea.</b>



### 4x1 Ultra HD HDMI Switcher 18Gbps with ARC

Model UHD-401ARC

**\$49<sup>95</sup> ea**

**4K UHD**

- HDCP 2.2 compliant
- 4 input, 1 output HDMI switch
- ARC bypass (input-4 & output)
- Supports pixel clock rate up to 600MHz.
- Front panel button operation & IR remote control
- One quick access HDMI input port on front panel
- HDMI 2.0 / Ultra HD 4k (3840 x 2160) support
- DTS®HD & Dolby® TrueHD lossless compressed digital audio compliant



## 1x2 HDMI Extender/Splitter Over CAT6/7 Up to 165 Ft @1080P, HDMI Loop-Out, IR Control, & EDID

Model **JVS-HD12-EX165-K**

- 1 in 2 out splitter with 2 receivers
- EDID management control on transmitter
- Compatible with Cat6/7 ethernet network cables
- Cat6 HDMI transmitter is equipped with 2 port Cat6 output
- IR kit (20-60KHz) for IR control of the HDMI source remotely
- 1 additional HDMI output to connect local HDMI display or monitor
- Power over cable feature - no adapter needed to power the receivers
- Use single UTP LAN cable (CAT5E/6) to substitute HDMI cable to achieve long distances transmission
- Up to Full HD resolution 1920x1080@60hz, ideal for exhibition, video conference, meeting rooms & bars
- Includes: 1x Sender unit, 2x Receiver unit, Instructions manual, World-wide voltage power adapter & IR-kit

**\$189<sup>00</sup>** ea



## 1x4 HDMI Extender/Splitter Over CAT6/7 Up to 165 Ft @1080P, HDMI Loop Out, IR Control, & EDID

Model **JVS-HDI4-EX165-K**

- 1 in 4 out splitter with 4 receivers
- EDID management control on transmitter
- Compatible with Cat6/7 ethernet network cables
- Cat6 HDMI transmitter is equipped with 4 port Cat6 output
- IR kit (20-60KHz) for IR control of the HDMI source remotely
- 1 additional HDMI output to connect local HDMI display or monitor
- Power over cable feature - no adapter needed to power the receivers
- Use single UTP LAN cable (CAT5E/6) to substitute HDMI cable to achieve long distances transmission
- Up to Full HD resolution 1920x1080@60hz, ideal for exhibition, video conference, meeting rooms & bars
- Includes: 1x Sender unit, 4x Receiver unit, Instructions manual, World-wide voltage power adapter & IR-kit

**\$279<sup>00</sup>** ea



## HDMI™ to VGA Converter | VGA to HDMI™ Converter

w/ Audio | Model **JCV-VGHD**  
Model **JCV-HDVG-A**



**\$24<sup>95</sup>** ea

- Plug-and-play design
- Bus powered. No external power required
- Support for resolutions up to 1080p (1920x1080)
- Connect HDMI & audio outputs from your computer to a VGA monitor, etc.



**\$34<sup>95</sup>** ea

- HDCP compliant
- Power is supplied from USB port
- Plug & play. No software required
- Simple, easy way to connect VGA output of your computer to HDMI home theater system
- Supported resolution: 800x600 up to 1920x1080

## LED, LCD, and Plasma MONITOR MOUNTS

**Heavy Duty  
23"-42" Plasma,  
LED, LCD  
Ceiling Mount**

Model **JCB01**

**\$49<sup>95</sup>** ea

- Adjustable tilt
- Load capacity - **176 lbs**



**Heavy Duty  
23"-42" Plasma,  
LED, LCD  
Ceiling Mount**

Model **JCB02**

**\$49<sup>95</sup>** ea

- Adjustable tilt
- Load capacity - **66 lbs**



**17"-37" Plasma,  
LED, LCD  
CeilingMount**

Model **JCB504**

**\$32<sup>95</sup>** ea

- Adjustable tilt
- Load capacity - **66 lbs**



**13"-42" Plasma, LED, LCD  
Dual Pivot Swivel Arm  
Wall Mount**

Model **JWB513**

- Tilt: -12°~+5°
- Swivel:-90°~+90°
- Load Capacity: **44lbs**
- TV to Wall: **2.36" ~10.75"**
- Mounting hardware included



**\$39<sup>95</sup>** ea

**Plasma, LED, LCD Flush  
Wall Mounts**

Model **JWB100** (60"-100")

- Load capacity - **220 lbs**

**\$74<sup>95</sup>** ea

Model **JWB102L** (37"-70")

- Load capacity - **77 lbs**

**\$49<sup>95</sup>** ea



# LED, LCD, and Plasma MONITOR MOUNTS

TV/Monitor Mounts

## 13"-27" LED, LCD Swivel Wall Mount

Model  
JWB-9774

\$24<sup>95</sup> ea

- Load capacity - **33 lbs**
- Adjustable swivel: +45°



## 19"-32" Plasma, LED, LCD Ultra-Slim Wall Mount

Model  
JFW-1432

\$29<sup>95</sup> ea

- Load capacity - **55 lbs**



## 23"-42" Plasma, LED, LCD Tilting Wall Mount

Model  
JFW-2342T

\$34<sup>95</sup> ea

- Load capacity - **33 lbs**
- Adjustable tilt: +15°



## 13"-27" Plasma, LED, LCD Single Pivot Swivel Arm Wall Mount

Model JWB133

\$39<sup>95</sup> ea

- Adjustable tilt
- Load capacity - **33 lbs**



## 13"-55" Plasma, LED, LCD Dual Pivot Swivel Arm Wall Mount

Model JWB1355

\$49<sup>95</sup> ea

- Swivel: **180°**
- Tilt: +5° - -15°
- Load Capacity: **55lbs**



## 17"-37" LED, LCD Folding Ceiling Mount

Model JCB-222

\$49<sup>95</sup> ea

- Load capacity - **44 lbs**
- Adjustable tilt: -90° to +0°




## 37"-70" Plasma, LED, LCD Articulating Wall Mount

Model JWB3770

\$89<sup>95</sup> ea

- Load capacity - **55 lbs**
- Rotates 110° and has adjustable -15° to +5° tilt



## 26"-55" Plasma, LED, LCD Flush Wall Mount

Model JWB2655

\$49<sup>95</sup> ea

- Adjustable tilt
- Load capacity - **88 lbs**
- Holds most **26" to 55"** flat displays



## 30"-55" Flat Screen Plasma, LED, LCD Fully Adjustable Ceiling Mount

Model JCB3055

\$89<sup>95</sup> ea

- Tilts vertically 15°
- Load up to 300 lbs / 150 kgs
- Extendable ceiling pole adjusts from 20" - 40"



## 40"-85" Plasma, LED, LCD Articulating Wall Mount

Model JWB4085

\$109<sup>95</sup> ea

- Load capacity - **130 lbs**
- Rotates 120° and has adjustable -15° to +0° tilt



## 60"-100" Plasma, LED, LCD Tilting Wall Mount

Model JWB13XL

\$119<sup>95</sup> ea

- Load capacity - **220 lbs**
- Adjustable -15° to +5° tilt angle



## Pyle Professional Moving Coil Dynamic Handheld Microphone

Model PDMIC59

\$29<sup>95</sup> ea

- On/Off switch
- 600 Ohm Output Impedance
- Frequency Response: 50Hz-15KHz
- Durable Zinc Alloy Metal Construction
- Moving Coil Dynamic Uni-Directional Element
- Microphone Sensitivity: -59dB (+/-)3db(0dB=1V/Pa @ 1KHz)
- 15 Foot XLR (F) - 1/4" (M) Mic cable with 600 Ohms Outputs



## Pro Dual UHF Wireless Microphone System

Model PDWM3375

\$129<sup>95</sup> ea

- 1/4" Audio Output Jack
- XLR Balanced Output Jack
- Two Microphones Included
- UHF Band Microphone System
- Operation Range: Up to 160'+ ft.
- Audio level indicator for wireless signal
- RF Signal Indicator for transmitter signal strength
- Selectable Frequency Range: Up to (8) Channels
- Independent & adjustable channel volume controls
- LED Screen Displays Audio Channel & Power Indicator



Microphones/Audio

## Wireless UHF Quad Channel Microphone System, Rack Mountable, Includes (4) Handheld Microphones

Model PDWM4360U

\$395<sup>00</sup> ea

- Rack Mountable System
- Dual Detachable Antennas
- Easy-to-Use Touch Button Controls
- RF Signal & AF Signal LED Indicators
- Independent Channel Adjustable Volume Controls
- Quad Frequency 4-Channel Design (Channel 1, 2, 3, 4)
- LCD Digital Display with Channel & Frequency Readout



## Bluetooth Wireless PA Microphone System

Model PDWM2122

\$129<sup>95</sup> ea

- UHF narrow band audio transmitter
- Microphone: Dynamic, uni-directional
- Bluetooth wireless music streaming ability
- Wireless Operating Range: Up to 165'+ ft.
- Frequency Response: 50Hz-18KHz (3±dB)
- Headsets with portable battery-operated bodypacks
- Microphone talk-over ability via Bluetooth streaming music



## Desktop Professional Wireless PA Microphone System

Model PDWM1988

\$69<sup>95</sup> ea

- Adjustable Volume Setting
- 1/4" Unbalanced Audio Output Jack
- Convenient Desktop Audio Mic Control
- Receiver Base with Digital LCD Display
- XLR (3-Pin) Balanced Audio Input Connector
- Single Channel, UHF Selectable Frequency Design
- Digital AF / RF Audio Signal Indicators & Frequency Readout
- Dual Antenna Extended Wireless Range for Crisp Vocal Pickup
- Wireless Belt-Pack Microphone System: USB Powered Receiver Base



## UHF Wireless Microphone System w/ Handheld Mic

Model PDWM1800

\$89<sup>95</sup> ea

- 1/4" audio output jack
- XLR-balanced output jack
- Adjustable volume control
- Operating range up to 164'
- UHF for greater range and less obstruction
- LED Power, Audio level & RF signal strength indicators



## Desktop Microphone Stand With Pop Shield

Model JMS-001PS

\$14<sup>95</sup> ea

- Adjustable mic angle
- Super lightweight, foldable, & portable
- Rubber rings secure the microphone tightly
- Suitable for microphones with a 1.18" (30mm) diameter or less
- Double-Sided net pop filter (Noise reducer & quality enhancer)

Microphone NOT Included





## PA Mixer Amplifiers With Telephone Paging Input

P.A. & Audio Streaming

Model **PBM60A (60W)** ----- \$ **365<sup>00</sup>** ea

Model **PBM120A (120W)** ----- \$ **489<sup>95</sup>** ea

Model **PBM240A (240W)** ----- \$ **599<sup>95</sup>** ea

- Music-on-hold output
- Digital front panel lock
- RCA or XLR line output
- Front bass and treble controls
- Individual volume control for each input
- Master digital volume control with display
- Includes IR remote and rack-mounting kit
- NDA Section 889 Part B Guidelines compliant
- RS232 input for integration w/ popular control systems
- Non-zoned 4/8/16 Ohms output (4/8 only on PBM240A)
- 5 zoned 70 or 25V speaker outputs (70V only on PBM240A)
- Phantom power for all Mic inputs, and Mic1 selectable priority paging



## 15W RMS PA Amplifier

Perfect for small installations, E.G.: classrooms, retail shops, convenience stores, etc.

Model **PVL15A**

- Priority paging
- 30 Watts maximum power
- Operating Voltage: 120 VAC, 50/60 Hz.
- Speaker Outputs: 4/8/16 Ohms & 75/25 V line
- Inputs: 2 x Mic (1/4" & 1/4" or XLR) & 1 x Aux (1/4")
- Controls: Volume (Separate control for each input), tone, & priority

\$ **99<sup>95</sup>** ea



## a-live™ Amplifier Unit With Streaming & Built-In 160 Watt RMS 2 Channel Amp

Model **AA1**

\$ **299<sup>95</sup>** ea



Phone App Controlled,  
WiFi Audio Streaming  
Throughout Your Home  
or Business

- Line and sub outputs
- 2x80W Amplifier for use with a-live™ app
- NDA Section 889 Part B Guidelines compliant
- Link up to 12 a-live™ units in a single installation
- LAN connection for streaming in WiFi saturated areas
- Stream same or different music from popular services to all zones
- Also stream via RCA/USB/Optical/Coax/ Wireless or files on mobile device

## a-live™ Streamer Unit

Model **AS1**

\$ **149<sup>95</sup>** ea



- RCA/Coax/Optical outputs
- Connect to any commercial or residential amplifier as a digital streaming source
- Link up to 12 a-live units in a single installation
- NDA Section 889 Part B Guidelines compliant
- LAN connection for streaming in WiFi saturated areas
- Also stream from RCA/USB inputs or files on mobile device
- Stream same or different music from popular services to all zones

## 5.25" 25/70V Speaker with Backbox

Model **SP5MAT**

\$ **79<sup>95</sup>** ea



- Built-in easy mount tabs
- Attached metal seismic safety loop
- Easy-select transformer wattage dial
- Quick-flip 70 or 25 Volt selector switch
- Flame-retardant ABS unit with insulated wires
- NDA Section 889 Part B Guidelines compliant
- Choice of 8 or 9 individual wattage tap settings
- Furnished 8 Ohm tap selector for unexpected residential installations

## 5.25" Outdoor Speaker Black w/ Transformer (Pair)

Model **SPCE5OTB**

\$ **149<sup>95</sup>** pr



- 80W maximum power
- Selectable 70V transformer
- IP66 compliant, weather resistant
- Dimensions: 7"L x 5.5"D x 11.3"H
- Frequency Range: 90Hz-20KHz
- NDA Section 889 Part B Guidelines
- 70 transformer (40W, 20W, 5W, 5W, 2.5W & 8Ω)
- 5.25 polypropylene woofer & 0.75" silk dome tweeter
- Aluminum grille for extended use in outdoor environments

## Bluetooth Public Address Amplifier - Compact PA Amp & Microphone Receiver System with 70V/100V Output, MP3/USB/SD Readers. FM Radio (500 Watt)

- Audio Output Level LED Indicator Lights
- Power Supply: 120V, 60Hz (12V DC Input)
- Dimensions (L x W x H): 11.8" x 10.2" x 3.14"
- Built-in Bluetooth for Wireless Audio Streaming
- Connect & Stream Audio from External Devices
- Integrated Button-Activated Siren Alarm Function
- USB Flash & SD Memory Card Readers (Up to 32GB)
- MP3/WAV/WMA Digital Audio File Playback Compatible
- Independent Audio Channel Rotary Volume Adjustment
- Speaker Output: 100V/70V/16 Ohm/8 Ohm/4 Ohm/COM



\$ 149<sup>95</sup> ea

Model PMSA126BU



- Power Output: 500 Watt MAX
- Wireless Range: Up to 40+ ft.
- (2) 1/4" Microphone Input Jacks
- FM Radio with Digital LED Display
- Front Panel Button Control Center
- Aux (3.5mm), RCA (L/R) Audio Inputs
- Optional 12V DC Power Input Terminals

## Pyle 40 Watt Power Amp (25 & 70 V Output)

Model PCM20A

- MIC 1 Auto Talkover
- 110/220 Voltage Selector
- AUX Output Level Control
- MIC 1 Output Level Control
- MIC 2 Output Level Control
- Detachable AC Power Input

\$ 69<sup>95</sup> ea



- Bass and Treble Tone Controls
- AUX Front Located 1/4" Input Jack
- MIC 1 Front Located 1/4" Input Jack
- MIC 2 Front Located 1/4" Input Jack
- Dimensions: 7.87"W x 3.15"H x 5.9"D
- Speaker Terminals (COM/8-Ohm/25V/70V)

## Pyle 60 Watt Power Amp (25 & 70 Volt Output)

Model PCM30A

- Mute Terminals
- AUX RCA Input
- TEL/PAGING Terminals
- 120/220 Voltage selector
- MIC 1 Output Level Control
- Paging Output Level Control
- MIC/TEL VOX Level Control (Internal)
- Bass and Treble Tone Controls
- MIC 2/AUX Output Level Control


\$ 94<sup>95</sup> ea



- MIC 2/AUX Input Selector Switch
- Unswitched 500W Max AC Outlet
- MIC/TEL VOX Level Control (Internal)
- MIC 1/MIC 2 Terminals (MIC 1 Auto Talkover)
- Monitor 1W 8-Ohm Terminals (Music On Hold)
- Monitor Output Level Control (Music On Hold)
- Monitor 600-Ohm 1W Terminals (Music On Hold)
- Dimensions: WxHxD: 10.7"W x 3.46"H x 8.86"D
- Speaker Terminals (COM/4-ohm/8-Ohm/16-Ohm/25V/70V)

## 200 Watt Stereo Amplifier w/ Bluetooth, AM/FM, Remote, USB/SD Play

Model PDA6BUS



\$ 109<sup>95</sup> ea

- RCA Input and RCA Line Out
- Full Function Remote Control
- Bluetooth Function With Operation Range 65 feet
- 1/8" AUX Input with Cable and Two 1/4" mic Inputs
- 200 Watts Peak Power @ 4 ohm, THD Less than 0.1%
- Blue LED Control Panel w/ Pre/Next/Play/Pause for USB/SD
- AM/FM Stereo Receiver with Auto Scan and Frequency Display
- Tuner has Built In Antenna and 60 Radio Station Memory Pre-Set
- Screen Shows AM/FM Frequency, Mp3 Song Number & Play Time

## 200 W Compact 5.1-Channel BT Amplifier/Hi-Fi AV Receiver w/ HDMI Out, & FM Radio w/ Digital LED Display

Model PFA560BT



\$ 114<sup>95</sup> ea

- HDMI 2160p Support
- FM Radio with Digital LED Displ
- Front Panel Button Control Cent
- Dimensions: 8.0" x 5.8" x 2.0" -in
- Power Output: 200 Watt MAX (5x40W)
- Spring Loaded Speaker Terminal Connectors
- Includes Remote Control Bluetooth Connectivity
- Wireless Music Streaming Receiver-Free Connection
- HDMI Output + (2) HDMI Inputs + RCA Subwoofer Output
- Bluetooth Version: 4.0; Bluetooth Protocol Support: AVRCP V1.4

## Pyle 600 Watt Bluetooth Home Audio Source 6-Channel Amplifier with FM Radio Tuner & Digital LED Display

Model PTA66BT

\$ 149<sup>95</sup> ea



- Impedance: 4-8 Ohms
- Freq. Response: 20Hz-20kHz
- Wireless Range: Up to 40+ ft.
- Power Output: 600 Watt MAX
- MP3 Digital Audio File Support
- Push-Type Speaker Connectors
- Audio Source Input Mode Selector
- Audio Input RCA (L/R) Connectors
- Short Circuit & Over Voltage Protection
- Built-in Mic Talk-Over Function (MIC1 Only)
- Built-in Bluetooth for Wireless Audio Streaming
- Works with All of Today's Latest Bluetooth Devices
- REC + Subwoofer Output RCA (L/R) Connectors
- Headphone Jack with Independent Volume Control
- (2) 1/4" Microphone Input Jacks: Aux (3.5mm) Input Jack
- USB Flash Drive & SD Memory Card Readers Up to 32GB
- Bluetooth Network Name: PYLEUSA, Bluetooth Version: 4.0
- Dimensions: 16.9"L x 9.84"W x 3.54"H (429.26mm x 249.94mm x 89.9mm)
- Audio Configuration Settings: Treble, Bass, Master Volume, Echo, Mic Volume, Mic Tone

### Desktop Gooseneck Microphone

Model JMH55

**\$74<sup>95</sup> ea**

- Momentary switch for priority paging
- Lock down switch for continuous use
- Impedance: low-600 ohms high-50kHZ
- Sensitivity: high-53dB±3dB low-71dB±3dB
- 6' gooseneck extension and 5' cord
- Cannon 3 pin XLR male connector
- Complies with NDAA Sec. 889 Part B



### 20W 6" Weatherproof Amplified PA Speaker

Model JASPC-20

**\$59<sup>95</sup> ea**

- Impedance: 8 Ohms
- 3-16 Ohms input impedance
- Frequency Response: 500Hz-5KHz
- Dimensions: 6" (W) x 6" (H) x 6.25" (L)
- Requires 10-16VDC power supply (Not included)



### Handheld Push-to-Talk "CB" Microphone

Model JDM-520P

**\$24<sup>95</sup> ea**

- 500 ohms impedance
- 1/4" phono plug for easy installation



### 11"x6½" Paging Horns

#### Indoor/Outdoor Multi-Purpose

Model JHS-12T (Transformer) **\$59<sup>00</sup> ea**

Model JHS-12SBP (No Transformer) **\$39<sup>95</sup> ea**

- Weatherproof
- Swivel bracket
- Impedance: 8 Ohms
- Nominal input : 32 Watts (12T), 40 Watts (12SBP)
- Freq. range: 350 - 8,000 Hz. (12T); 400-13,000 (12SBP)
- Power taps (12T): 25V - 24/7.5/15 Watts  
70V - 2/4/8/16/32 Watts
- Line voltage(12T): 25V & 70V selectable (Screw selector)



### 8" Paging Horns

#### Indoor/Outdoor Multi-Purpose W/25.70V Matching Transformer

Model JHS-17T (Plastic) **\$55<sup>00</sup> ea**

Model JHS-8T (Aluminum) **\$87<sup>00</sup> ea**

- Weatherproof
- Impedance: 8 Ohms
- High impact tan plastic housing
- Power taps: 17T - 25V - 5/12/4/8 Watts  
70V - 1/2/4/8/16 Watts  
8T - 25V - 2/4/7.5/15 Watts  
70V - 1/2/4/8/16/32 Watts
- Line voltage: 25V & 70V selectable (Screw selector)
- Nominal input: 16 Watts (17T); 32 Watts (8T)
- Freq. range: 350 - 14,000 Hz. (17T); 350 - 14,000 Hz. (8T)



### 8" Coaxial Speaker, 70/25 Volt Transformer, & Round Grille

Model 810CXB/T/WG

**\$32<sup>95</sup> ea**

- 70 volt/25 volt selectable
- 25 watts maximum input
- 10 ounce strontium magnet
- Frequency range: 45-18,500 Hz
- Easy to mount one piece construction
- Transformer taps at .63W, 1.25W, 2.5W, 5W, 10W



### 6" Speaker Grill Combo

Model SPG66T

**\$29<sup>95</sup> ea**

- 15W maximum power
- Dimensions : 9" x 3"
- Modern style mesh steel grille
- Frequency Range: 120Hz-20KHz
- Dog-ear mounting clamps for secure installation
- NDAA Section 889 Part B Guidelines Compliant
- 6" paper cone woofer w/ 5 Oz ferrite magnet, & 0.8" dual cone tweeter
- 70/25V transformer with colored leads (5W, 2.5W, 1W, .5W, .25W & 8C)



### 4.25" Wall Mount Speaker

Model WMS-50

**\$10.95ea.**

- 8 Ohm
- 15 Watts
- Dimensions: 4.25" x 4.25"



### 6" Horn Speaker

Model M-50H

**\$10.95ea.**

### 5"x8" Horn Speaker

Model M-58H

**\$19.95ea.**




### 6.5" Compression Molded PP Cone In-Ceiling Speaker (Pair)

Model SPCBC6

**\$59<sup>95</sup> pr**

- 8Ω impedance
- 60W maximum power
- Dimensions: 9" Dia x 3"D
- Powder coated paintable grille
- Frequency Range: 63Hz-201KHz
- Integrated "C-clamp" mounting system
- NDAA Section 889 Part B Guidelines Compliant
- 6.5" compression molded, mineral filled polymer cone woofers w/ rubber surround; 1/2" liquid cooled titanium anodized dome tweeter w/ minimum diffraction pivoting island



## Weather Proof 2-Way In Ceiling Stereo Speakers

Model PWRC53  
(Pair, 5.25")



\$54<sup>95</sup> pr

- 5 1/4" Polypropylene Woofer w/ Rubber Surround
- 1/2" Polymer Tweeter
- 300 Watts Max Power Handling
- Freq Resp: 80 Hz-20KHz
- 8 Ohm Impedence

Model PWRC63  
(Pair, 6.5")



\$69<sup>95</sup> pr

- 6.5" Polypropylene Woofer w/ Rubber Surround
- 1/2" Polymer Tweeter
- 400 Watts Max Power Handling
- Freq Resp: 70 Hz-20KHz
- 8 Ohm Impedence

Model PWRC83  
(Pair, 8")



\$99<sup>95</sup> pr

- Weather Resistant for High Moisture Areas**
- 8" Dual Channel Voice Coil Woofer
  - 2) 1/2" Polycarbonate Tweeters
  - 400 Watts Max Power Handling
  - Freq Resp: 55 Hz-22KHz
  - 8 Ohm Impedence

## 2-Way In-Wall Speakers

Model PDIW55 (Pair, 5.25") \$49<sup>95</sup> pr

- 4-8 Ohm Impedance
- 5-1/4" Midbass Speaker
- 150 Watts Rated Peak Power
- 1" High Temperature Voice Coil
- Frequency Response: 80Hz-20K Hz
- Directable 1/2" Polymer Dome Tweeter
- Overall Dimensions: 7 5/8"W x 11 1/4"H x 2 3/4"D

Model PDIW65 (Pair, 6.25")

- 4-8 Ohm Impedance
- 6-1/2" Midbass Speaker
- 200 Watts Rated Peak Power
- 1" High Temperature Voice Coil
- Directable 1/2" Inch Polymer Tweeter
- Frequency Response: 70Hz-20K Hz
- Overall Dimensions: 8 3/4"W x 12 1/2"H x 2 7/8"D



\$54<sup>95</sup> pr

## 2-Way In-Wall Speakers

Enclosed System w/ Directional Tweeter

Model PDIW57 (Pair, 5")

- 4-8 Ohm Impedance
- 5.25" long Throw Woofer
- 1" Titanium Dome Tweeter
- 300 Watts Rated Peak Power
- 1" High Temperature Voice Coil
- Frequency Response: 70Hz - 22 KHz
- Vented Design for High Power and Deep Bass Response

\$74<sup>95</sup> pr

Model PDIW67 (Pair, 6.25")

- 4-8 Ohm Impedance
- 6.5" long Throw Woofer
- 1" Titanium Dome Tweeter
- 360 Watts Rated Peak Power
- 1" High Temperature Voice Coil
- Frequency Response: 65Hz - 22 KHz
- Vented Design for High Power and Deep Bass Response

\$89<sup>95</sup> pr



## In-Wall Volume Control

Attractive standard and Decora-style wall plate included

Model PVC1 \$29<sup>95</sup> ea

- 100W Load Handling
- 12-position light-touch knob



## 4-Zone Stereo Speaker Selector Switch

Model PSS4



- Accepts up to 14 ga. speaker wire
- Frequency Response: 20 - 20KHz.
- Handles up to 4 separate speaker pairs
- 100W power handling per channel (8 Ohms)
- Dimensions: 7.48"W x 1.97"H x 4.72"D (19 x 50 x 26mm)

\$44<sup>95</sup> ea

## Indoor/Outdoor 3 way Mini Speaker System

Model SB-200B (Black-Pair)

Model SB-200W (White-Pair)

\$34<sup>95</sup> pr



- Sensitivity: 85 db (1 W/ 1 M)
- Frequency range: 90-20,000 Hz
- Impedance: 4/8 ohm compatible
- Includes adjustable mounting brackets
- Dimensions: 7 3/8" (H) x 4 5/8" (W) x 4 5/8" (D)
- Power handling: 25 watts (RMS), 40 watts (Maximum)
- Speaker systems contain: 4", 8 ounce, long excursion polypropylene cone woofer, 2" poly mid-range, & 3/4" Poly cone tweeter

## Indoor/Outdoor 2-way Wal/Corner Speaker System

Model SB-700B (Black-Pair)

Model SB-700W (White-Pair)

\$139<sup>95</sup> pr



- Impedance: 8 ohms
- Completely weather sealed
- Frequency response: 45-22,000 Hz
- Power handling: 75 watts ( RMS), 150 watts ( Max.)
- Cabinet dimensions: 9 7/8" (H) x 7 1/8" (L) x 5 3/4" (D)
- High impact glass reinforced polypropylene composite cabinet
- UV & saltwater proof, includes rustproof aluminum mounting brackets
- Speaker system: 5" Mica woofer & 1/2" dome tweeter w/ strontium magnet



## 5 VDC Pixel Light/General Purpose Power Supplies

**2 Amp**

Model EPS5-2A

\$12<sup>95</sup> ea

- 1) 5VDC output
- 110-230VAC input
- Screw terminal input/output



**4 Amp**

Model EPS5-4A

\$19<sup>95</sup> ea

- 1) 5VDC output
- 110-230VAC input
- Screw terminal input/output




**6 Amp**

Model EPS5-6A

\$27<sup>50</sup> ea

- 1) 5VDC output
- Screw terminal input/output
- 100-120; 200-230VAC input



**6 Amp** Laptop Style

Model EPS5-6A-B

\$24<sup>50</sup> ea

- 100-240VAC input
- 1) 5VDC output (2.1mm DC plug)



Power Supplies

**10 Amp**

Model EPS5-10A

\$39<sup>95</sup> ea

- 2) 5VDC output
- Screw terminal input/output
- 100-120; 200-230VAC input



**20 Amp**

Model EPS5-20A

\$49<sup>95</sup> ea

- 2) 5VDC output
- Screw terminal input/output
- 100-120; 200-230VAC input



**40 Amp**

Model EPS5-40A

\$67<sup>00</sup> ea

- Fan cooled
- 3) 5VDC output
- Screw terminal input/output
- 100-120; 200-230VAC input



## 12 VDC for Striplight/General Purpose Power Supplies

**Plug-In (W/ 2.1mm DC Plug)**

500 mA Model EPS-12500 - \$9.95

1 A Model EC-LED-PS1 ----- \$12.95

2 A Model EC-LED-PS2 ----- \$17.95

3 A Model EC-LED-PS3 ----- \$24.95



**Laptop Style (W/ 2.1mm DC Plug)**

4 A Model EC-LED-PS4-B --- \$26.95

6 A Model EC-LED-PS6-B --- \$29.95

10 A Model EC-LED-PS10-B - \$42.95




**Perforated Chassis (W/ Terminal Strip)**

12.5 A Model EC-LED-PS10 ----- \$37.95

15 A Model EC-LED-PS15 ----- \$42.95

20 A Model EC-LED-PS20 ----- \$49.95



**Fan Cooled (W/ Terminal Strip)**

**30 Amp**

Model EC-LED-PS30

\$69<sup>95</sup> ea



## 24 VDC General Purpose Power Supplies

**Laptop Style  
(W/ 2.1mm DC Plug)**

2 A Model EPS24-2A-B ----- \$29.95

4 A Model EPS24-4A-B ----- \$28.95

6.5 A Model EPS24-6.5A-B ----- \$31.95




**Perforated Chassis (W/ Terminal Strip)**

2 A Model EPS24-2A ----- \$24.95

3 A Model EPS24-3A ----- \$32.95

5 A Model EPS24-5A ----- \$49.95

10 A Model EPS24-10A ----- \$54.95



**Fan Cooled (W/ Terminal Strip)**



15 A Model EPS24-15A ----- \$64.95

20 A Model EPS24-20A ----- \$74.95

25 A Model EPS24-25A ----- \$89.95

## 48VDC General Purpose Power Supplies

**3 Amp**

Model EPS48-3A

Laptop Style

\$34<sup>95</sup> ea



**10 Amp**

Model EPS48-10A

Fan Cooled

\$89<sup>95</sup> ea



## 16-Color 4-Effect LED Striplight w/ IR Remote Control - 5M (16.4')

Model EC-SLED-RGB

\$24<sup>95</sup> ea  
**2 for \$40<sup>00</sup>**

- Adjustable intensity
- 60 LEDs per meter
- Adhesive backed for easy mounting
- 14.4 Watts per meter (72 Watts per roll)
- Waterproof for outdoor installations (IP65)
- 4 programmable modes (Flash, strobe, fade, & smooth dissolve)
- 16 selectable colors (Red, blue, green, white, plus 12 color palette)



LED

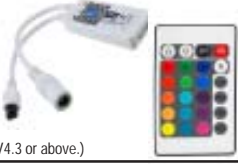
## RGB LED Striplight WiFi Controller

Model EC-LED-RGBCTR-WIFI

*Control Lights with Your Smartphone!*

\$24<sup>95</sup> ea

- 16 million colors
- Working Voltage: DC5-28V
- Custom, timer, & music actuated modes
- Remote control range: 165' (50m) outdoors
- Software: Android (V2.3 or above with wifi), iOS (V4.3 or above.)



## RGB Single Gang 12A LED RF Touch controller

Model EC-RGBCTR-RFTOUCH-12A

\$37<sup>95</sup> ea

- Voltage:12V; Current :12A
- Control Method: RF remote
- Single gang box wall mount
- Max. Load:12A (4A/Channel)



## RGB 24 Button IR Remote Control

Model EC-LED-RGB-CTR

\$9<sup>95</sup> ea

- Adjustable intensity
- 16 colors (Red,blue,green, plus 12 color palette)
- 4 patterns (Flash, strobe, fade, & smooth dissolve)



## RGB Inline Amp (Terminal Strips)

Model EC-RGBAMP

\$19<sup>95</sup> ea

- Supply voltage: 12/24 VDC
- Static power consumption 1 W
- 3 color 12A maximum load (4A / color)



## RGB Inline Amp (Plug-In)

Model EC-RGBR

\$19<sup>95</sup> ea

- Supply voltage: 12/24 VDC
- 3 color 12A maximum load (4A / color)



## RGB 8 Button RF Remote Control

Model EC-RF-8KEY

\$32<sup>50</sup> ea

- Supply voltage: 5/12/24 VDC
- RGB 12A maximum load (4A / color)
- Output power: 60W@5V, 144W@12V, 288W@24V



## RGB 44 Button 24A LED IR controller

Model EC-RGBCTR-IR-24A

\$24<sup>95</sup> ea

- Remote Distance: 10m
- Voltage:12V; Current :24A
- Control Method: IR remote
- Max. Load:24A (8A/Channel)



## LED Backlight for LCD TVs

- Model JLED-BLUSB-1M (1 Meter) — \$14<sup>95</sup> ea
- Model JLED-BLUSB-2M (2 Meters) — \$19<sup>95</sup> ea
- Model JLED-BLUSB-3M (3 Meters) — \$24<sup>95</sup> ea

- Washes wall with soft colored light
- 17 button wireless RF remote control
- Self adhesive strip attaches to back of TV
- Reduces eye strain for more comfortable viewing
- 5VDC USB powered (AC to USB power supply included)

# Easy Mount LED Retrofit Kits

- Upgrade Your Existing Fixtures to LED & Save \$\$\$

LED Retrofit Lighting



Before

Before

After

**Simply Remove Old Bulbs & Sockets or Tubes & Ballast & Replace with One of Our Retrofit Kits (Mount with Screws or Magnetic Grippers)...**

**Retrofit Kits Are Available in the Following Styles:**

Model **EC-RTFK-R12W-3000K** -

12 Watt (Replaces 60W Incandescent), 6-3/4" x .35", 3,000°K (Warm White) -- **\$14.95**

Model **EC-RTFK-R12W-6000K** -

12 Watt (Replaces 60W Incandescent), 6-3/4" x .35", 6,000°K (Cool White) ----- **\$14.95**

Model **EC-RTFK-R15W-3000K** -

15 Watt (Replaces 75W Incandescent), 8-7/8" x .35", 3,000°K (Warm White) --- **\$19.95**

Model **EC-RTFK-R24W-6000K** -

24Watt (Replaces 120W Incandescent), 8-7/8" x .35", 6,000°K (Cool White) ---- **\$29.95**

## 12 Volt Weatherproof Dual Row LED Strip Light 5 M Roll

Model **EC-SLED-DUAL-W W (Warm White)**

Model **EC-SLED-DUAL-CW (Cool White)**

- 350-450mcd/led
- Protection Rate : IP65
- View angle: 120 - 140
- Wattage: max 20W/meter
- Working Temperature: -20 to 50
- Dimensions: L500cm (5M) x W1.5cm x T0.25cm

**\$29<sup>95</sup> 5M Roll**

Amplifier Required for  
Runs Over 10M



## 1 Color 12VDC Striplight Dimmer RF Touch Control Dual Output

Model **EC-SLED-DUAL-DIM**

- 256 step dimming scale
- Dual 6A dimmable outputs
- Supply Voltage: 12-24VDC
- Receiving range: Over 20 M
- Support LED Strip length : Max 75m
- Output power: 216W / 432W (12/24VDC)
- Dimension: Controller - L3.27"xW3.23"xH1.3" (L83xW82xH33mm)  
Remote - L4.53"xW2.17"xH0.91" (L115xW55xH23mm)

**\$19<sup>95</sup> ea**



## 12 Volt Dual Row LED Strip Light Signal Amplifier

Model **EC-SLED-DUAL-AMP**

- Input Voltage: DC5-24V
- Maximum current: 30 Amps
- Use for installations over 10M (Add 1 amp for each additional 10M)

**\$12<sup>50</sup> ea**



## Surface Mount LED 18W Dimmable Motion Sensing Light W/ Selectable Color Temperature, 12" Round

Model JLED-ML18-12R-CCT

**\$69<sup>95</sup>** ea



- Output: 1400 Lumens
- ETL - Damp location rated
- Dimensions: 12.15"W x 0.9"H x 12.15"D
- Color Temperature (Selectable): 27K/30K/35K/40K/50K
- A high CRI (90) displays colors more vibrant and accurately
- Three operating modes to choose from: On/Off, Bi-level, and Off
- Choose from five color temperatures, ranging from 2700K to 5000K

• Can be retrofit to a 4" can with supplied base adapter or hardwired & mounted to the junction box

## Surface Mount LED Microwave Motion Sensing Light

Model JLED-MLCR12

**\$49<sup>95</sup>** ea

**LED**

*Great for Closets,  
Compactor Rooms,  
Outbuildings, Etc.*

- 12 Watt output
- 120V operation
- 360° motion detection
- 19.5' (6M) detection radius
- Cold white light color - 6,500°K
- Dimensions: 9.6" x 2.2" (245 x 56mm)
- Light stays on for 20-25 sec. after motion stops



## Surface Mount Round LED Light Fixture

Model EC-RCD-24R

**COMPLETE LED  
CEILING FIXTURE**

**LED** **\$39<sup>95</sup>** ea

- 24 Watt output
- 85-265V operation
- Cold white light color - 6,000°K
- Dimensions: 16" x 3.9" (41 x 10cm)



## 39" (1M) LED Rigid LED Strip

Model EC-SLEDR-WW (39", Warm White, 3000°K)

Model EC-SLEDR-CW (39", Cold White, 6000°K)

Model EC-SLEDR-BW (39", Blue White, 8000°K)

**\$9<sup>95</sup>** ea



- Beam angle : 120°
- Output Power : 28W
- Rated voltage : 12V DC
- Luminous Flux : 1400 LM
- Trim to size -- 1-5/8", 3-LED cutable segments
- Dimensions: 1" x .6" x 39" (25 x 15 x 1000 mm)

Aluminum Backed Rigid Light Strip 39.4" (1 Meter) In Length



## Rigid Strip 1Meter Mounting Molding with Diffuser Cover

Model EC-SLED DC1

- Flat surface mount molding w/ heat sink fins



**\$10<sup>00</sup>** ea  
39.4" (1 Meter) length

Model EC-SLED DC3

- Recess mount molding w/ side flanges



Model EC-SLED DC2

- 90° corner mount molding



Model EC-SLED DC4

- Flat surface mount molding



## Rigid Strip 2 Meter Mounting Molding with Diffuser Cover

Model EC-SLED DC2-2M

- 90° corner mount molding



**\$20<sup>00</sup>** ea  
78.8" (1 Meter) length

Model EC-SLED DC4-2M

- Flat surface mount molding





# Adjustable Box Mount LED Floodlights

- Model JLED-BFWP25W (15 Watts, 1950Lm) ----- **\$54.95**
- Model JLED-BFWP30W (30 Watts, 3900Lm) ----- **\$69.95**
- Model JLED-BFWP50W (50 Watts, 5400Lm) ----- **\$79.95**



**Perfect to Replace Existing  
Outdoor PAR Flood Sockets**

- 100-277 VAC
- IP 65 weatherproof
- Color Temp.: 5000°-5700°K
- Operating Temp.: -4°F-113°F (-20°C-45°C)











Outdoor Security Lights






## Outdoor Weatherproof LED Floodlights

## Outdoor Weatherproof Motion LED Floods

• Angle: 120 Deg. • 50,000 hours operating lifetime • Operating voltage: 85-265 Volts • Die cast aluminum construction & toughened glass lens •

 <p><b>Model EC-WPLED-10</b>  <b>\$24<sup>95</sup></b> ea  <b>WHITE</b></p>	<p><b>10 Watt</b> Lumen Rate: 900LM</p>	<p><b>Motion - Model EC-WPLED-MS10</b>  <b>\$44<sup>95</sup></b> ea  <b>WHITE</b></p> 
 <p><b>Model EC-WPLED-20</b>  <b>\$39<sup>95</sup></b> ea  <b>WHITE</b></p>	<p><b>20 Watt</b> Lumen Rate: 1800LM</p>	<p><b>Motion- Model EC-WPLED-MS20</b>  <b>\$59<sup>95</sup></b> ea  <b>WHITE</b></p> 
 <p><b>Model EC-WPLED-30</b>  <b>\$59<sup>95</sup></b> ea  <b>WHITE</b></p>	<p><b>30 Watt</b> Lumen Rate: 2700LM</p>	<p><b>Motion - Model EC-WPLED-MS30</b>  <b>\$79<sup>95</sup></b> ea  <b>WHITE</b></p> 
 <p><b>Model EC-WPLED-50</b>  <b>\$79<sup>95</sup></b> ea  <b>WHITE</b></p>	<p><b>50 Watt</b> Lumen Rate: 4500LM</p>	<p><b>Motion - Model EC-WPLED-MS50</b>  <b>\$94<sup>95</sup></b> ea  <b>WHITE</b></p> 

## Outdoor RF Remote RGB LED Lights

 <p><b>Model WPLED-RGB-10</b>  <b>16 COLORS!</b></p>	<p><b>\$32<sup>95</sup></b> ea</p>	<p><b>10 Watt LED Floodlight</b> Lumen Rate: 900LM</p>
<p><b>20 Watt LED Floodlight</b> Lumen Rate: 1800LM <b>16 COLORS!</b></p>	<p><b>\$47<sup>95</sup></b> ea</p>	<p><b>Model WPLED-RGB-20</b></p> 
 <p><b>Model WPLED-RGB-30</b></p>	<p><b>\$59<sup>95</sup></b> ea</p>	<p><b>30 Watt LED Floodlight</b> Lumen Rate: 2700LM <b>16 COLORS!</b></p>
<p><b>50 Watt LED Floodlight</b> Lumen Rate: 4500LM <b>16 COLORS!</b></p>	<p><b>\$84<sup>95</sup></b> ea</p>	<p><b>Model WPLED-RGB-50</b></p> 
 <p><b>Model WPLED-RGB-100</b></p>	<p><b>\$119<sup>95</sup></b> ea</p>	<p><b>100 Watt LED Floodlight</b> Lumen Rate: 9000LM <b>16 COLORS!</b></p>

# LED Shoebox Street-lights

- Model JLED-AWP100W (100 Watts, 13500Lm, 100-277 VAC) ----- **\$185.00**
- Model JLED-AWP150W (150 Watts, 19500Lm, 100-277 VAC) ----- **\$234.95**
- Model JLED-AWP150WHV (150 Watts, 19500Lm, 200-480 VAC) -- **\$294.95**
- Model JLED-AWP200W (200 Watts, 26000Lm, 100-277 VAC) ----- **\$295.00**
- Model JLED-AWP240W (240 Watts, 31200Lm, 100-277 VAC) ----- **\$339.95**
- Model JLED-AWP300W (300 Watts, 39000Lm, 100-277 VAC) ----- **\$439.95**
- Model JLED-AWP300WHV (300 Watts, 39000Lm, 200-480 VAC) --- **\$475.00**



Street Lights Etc.

**Shoebox Lights Require Use of Any Fitter Below (Not included)**

- IP 65 weatherproof
- 130° beam angle
- Color Temperature: 5000°K
- Dimensions: 100/150W - 16.6" x 13.23" x 3.15 (422 x 336 x 80mm); 200/240/300W - 20.28" x 13.4" x 3.2 (515 x 340 x 82mm)

## Optional Dusk to Dawn Photocell

Model JLED DTDPC-NEMA

**\$20.00 ea.**



(For 200-300 Watt Models Only)

### Adjustable Round/Square Pole Shoebox Direct Mount

Model JLED-HSL1-ADM



**\$40.00 ea.**

### Shoebox Slip Fitter

Model JLED-HSL1-SF



**\$25.00 ea.**

### Shoebox Trunnion/Yoke Mount

Model JLED-HSL1-YM-BZ



**\$20.00 ea.**

### 90° Horizontal 2X Tenon Adapter

Model JLED-TN2LAP



**\$55.00 ea.**

- Tenon Arm Length: 4 in.
- Tenon O.D.: 2-3/8 in.
- Requires slip fitter

### 180° Horizontal 2X Tenon Adapter

Model JLED-TN2FAP



**\$55.00 ea.**

- Tenon Arm Length: 4 in.
- Tenon O.D.: 2-3/8 in.
- Requires slip fitter

### 4" Square Pole Fixture Base

Model JLED-SB-4SQ-BASE



**\$60.00 ea.**

- Finishing: Dark Bronze
- Dimensions: 4"x7.228"x2-3/8" O.D.

### 5" Square Pole Fixture Base

Model JLED-SB-5SQ-BASE



**\$65.00 ea.**

- Finishing: Dark Bronze
- Dimensions: 5"x7.228"x2-3/8" O.D.

### 4" Round Pole Fixture Base

Model JLED-SB-4RD-BASE



**\$60.00 ea.**

- Finishing: Dark Bronze
- Dimensions: 4"x7.228"x2-3/8" O.D.

### 5" Round Pole Fixture Base

Model JLED-SB-5RD-BASE



**\$65.00 ea.**

- Finishing: Dark Bronze
- Dimensions: 5"x7.228"x2-3/8" O.D.

## Dimmable 16W CCT\* LED Double Ring Ceiling Light

Model JLED-CM16 (16W)

**\$34<sup>95</sup> ea.**



- Satin silver finish
- Lumens: 1100lm
- Dimmable (0 - 10V)
- Operating voltage: 120 VAC
- Dimensions: 11.8" x 3.15" (300 x 80mm)
- Selectable color temperature: 3,000°K, 4,000°K, 5,000°K

\*Selectable Color Temperature

## Dimmable 26W LED Double Ring Ceiling Light

Model JLED-CM26 (26W)

**\$44<sup>95</sup> ea.**



- Satin silver finish
- Lumens: 1920lm
- Dimmable (0 - 10V)
- Operating voltage: 120 VAC
- Color temperature: 5,000°K
- Dimensions: 16.0" x 4.33" (406.6 x 110mm)



## Dimmable 4" CCT\* LED Downlight

Model JLED-DLB4-10W

**\$12<sup>95</sup> ea.**



- 750lm (10W)
- Junction box included
- Cutout: 4.25" (108mm)
- Operating voltage: 120 VAC
- Dimensions: 5.00" x 0.25" (122 x 11.5mm)
- Selectable color temperature: 3,000°K, 4,000°K, 5,000°K

\*Selectable Color Temperature

## Dimmable 6" LED Downlight

Model JLED-DLB6-12W-3000K

Model JLED-DLB6-12W-5000K

**\$14<sup>95</sup> ea.**



- Lighting angle: 120°
- 3-in-1 dimming (0-10V)
- Lumens: 1200lm (12W)
- Vandal resistant IP40 rated
- Operating voltage: 120 VAC
- Dimensions: 6.7" x 0.35" (170 x 9mm); Cutout: 6.10" (155mm)

# 48" LED Hospital/Nursing Home Over Bed Light

Model JBL-49110-SU

\$139<sup>50</sup> ea



- UL listed, clear white finish, bed light
- Designed to replace incandescent lights
- 50,000 hours of traditional, energy efficient, cool light
- Comfortable dual directional exam light that casts a wide ray of light over a patient bed and area
- Contains no mercury and doesn't release any hazardous gasses so there's no need to worry if a bulb breaks and no need for recycling as with CFLs

LED Bed Light / Retrofit Lights

## LED Retrofit Light Modules

### 4" 17W LED Retrofit Light Module

Model JLE-88476-SU

- UL classified
- Beam Angle: 180°
- Lumens: 850/900/1050
- Dimmable - 5% ~100%
- Operating Voltage: 120VAC
- 85W Incandescent equivalent
- Operating Temp.: 0° ~ 104°F
- Dimensions: 4.4"H x 0.78"W x 4.4"D
- Color Temp. (Selectable): 27K/30K/35K/40K/50K



\$29<sup>50</sup> ea

### 5" 20W LED Retrofit Light Module

Model JLE-88281-SU

- ETL listed (Damp locations)
- Lumens: 2000
- Dimmable - 10% ~100%
- Operating Voltage: 120VAC
- Operating Temp.: -4° ~ 113°F
- 100W Incandescent equivalent
- Dimensions: 5.75"H x 0.7"W x 5.75"D
- Color Temp. (Selectable): 27K/30K/40K/50K/65K



\$29<sup>50</sup> ea

### 6.3" 15W LED Retrofit Light Module

Model JLE-88479-SU

- ETL listed (Dry locations)
- Lumens: 1350
- Dimmable - 10% ~100%
- Operating Voltage: 120VAC
- 75W Incandescent equivalent
- Operating Temp.: 0° ~ 104°F
- Dimensions: 7.3"H x 0.55"W x 7.3"D
- Color Temp. (Selectable): 30K/40K/50K



\$28<sup>50</sup> ea

### 6.5" 25W LED Retrofit Light Module

Model JLE-88282-SU

- ETL listed (Damp locations)
- Lumens: 2500
- Dimmable - 10% ~100%
- Operating Voltage: 120VAC
- 85W Incandescent equivalent
- Operating Temp.: -4° ~ 113°F
- Color Temp. (Selectable): 27K/30K/40K/50K/65K



\$32<sup>50</sup> ea

### 6.5" 30W LED Retrofit Light Module

Model JLE-88283-SU

\$34<sup>50</sup> ea



- ETL listed (Damp locations)
- Dimmable
- Lumens: 3000
- Operating Voltage: 120VAC
- 100W Incandescent equivalent
- Operating Temp.: -4° ~ 113°F
- Color Temp. (Selectable): 27K/30K/40K/50K/65K

### Motion Sensor ON/OFF Switch

Model JOS-306U

\$39<sup>95</sup> ea

- Fits single gang box
- Auto ON / auto OFF
- Replaces standard switch
- 450 Sq. Ft., 180° motion sensing zone
- Power Handling: 600W - 120VAC / 1/6 H.P.
- Neutral wire (if present) or ground wire required



### 12W PAR 30 LED Floodlight

Model JLED-PAR30-12W-WW (Warm white)  
Model JLED-PAR30-12W-CW (Cold white)

\$12<sup>95</sup> ea  
Non-Dimmable



- 1080lm
- E-27 screw base
- Lighting angle: 120°
- Weatherproof IP65 rated
- Operating voltage: 85-265 Volts
- Dimensions: 3.74" x 3.66" (95 x 93mm)

### 20W PAR38 RGB LED Floodlight (E27 Screw Base) W/ RF Remote Control

Model JLED-PAR38-RGB-20W

\$24<sup>95</sup> ea



- Lighting angle: 120°
- Weatherproof IP65 rated
- Operating voltage: 85-265 Volts
- 24 button full function RF remote control

## Round LED Flush Panel Light with Driver

Model EC-RPLED-3W-4000K -----	<b>11.95</b>
Model EC-RPLED-6W-3500K -----	<b>13.95</b>
Model EC-RPLED-6W-6000K -----	<b>13.95</b>
Model EC-RPLED-9W-3000K -----	<b>17.95</b>
Model EC-RPLED-9W-6000K -----	<b>17.95</b>
Model EC-RPLED-12W-3000K -----	<b>18.95</b>
Model EC-RPLED-12W-6000K -----	<b>18.95</b>
Model EC-RPLED-15W-3000K -----	<b>24.50</b>
Model EC-RPLED-15W-6000K -----	<b>24.50</b>
Model EC-RPLED-18W-6000K -----	<b>26.95</b>



- Lifetime: Over 50,000 hours
- Input voltage: AC 85-265V 50/60 Hz
- Luminous Flux : 3W - 270LM; 6W - 540LM; 9W - 810 LM; 12W - 1080 LM; 15W - 1350 LM; 20W - 1800 M
- Dimensions : 3W - 3.5" x 1.0" (90 x 25mm); 6W - 4.7" x 0.9" (120 x 23mm); 9W - 5.7" x 0.8" (145 x 20 mm); 12W - 6.7" x 0.8" (170 x 20 mm); 15W - 7.7" x 0.8" (195 x 20 mm); 20W - 9.44" x 0.98" (240 x 25 mm)
- Mounting cutout: 3W - 2.75" (75mm); 6W - 3.9" (100mm); 9W - 5.11" (130 mm); 12W - 5.9" (150 mm); 15W - 6.9" (175 mm); 20W - 8.66" (220 mm)

## Round LED Flush Panel Light with Driver, Dimmable

Model EC-RPLED-4W-3500K-D ---	<b>17.95</b>
Model EC-RPLED-4W-6000K-D ---	<b>17.95</b>
Model EC-RPLED-6W-3500K-D ---	<b>18.95</b>
Model EC-RPLED-6W-6000K-D ---	<b>18.95</b>
Model EC-RPLED-9W-3000K-D ---	<b>22.95</b>
Model EC-RPLED-9W-6000K-D ---	<b>22.95</b>
Model EC-RPLED-12W-3000K-D --	<b>23.95</b>
Model EC-RPLED-12W-6000K-D --	<b>23.95</b>
Model EC-RPLED-15W-3000K-D --	<b>29.50</b>
Model EC-RPLED-15W-6000K-D -----	<b>29.50</b>
Model EC-RPLED-18W-3000K-D -----	<b>31.50</b>
Model EC-RPLED-18W-6000K-D -----	<b>31.50</b>



- Lifetime: Over 50,000 hours
- Input voltage: AC 85-265V 50/60 Hz
- Luminous Flux : 4W - 360LM; 6W - 540LM; 9W - 810 LM; 12W - 1080 LM; 15W - 1350 LM; 18W - 1620 M
- Dimensions : 4W - 4.7" x 1.0" (120 x 25mm); 6W - 4.7" x 0.9" (120 x 23mm); 9W - 5.7" x 0.8" (145 x 20 mm); 12W - 6.7" x 0.8" (170 x 20 mm); 15W - 7.7" x 0.8" (195 x 20 mm); 18W - 8.9" x 1.0" 225 x 25 mm
- Mounting cutout: 4W -3.9" 100mm; 6W - 3.9" 100mm; 9W - 5.11" (130 mm); 12W - 5.9" (150 mm); 15W - 6.9" (175 mm); 18W - 8.3" (210 mm)

LED Lighting

## Square LED Flush Panel Lights with Driver

Model EC-SPLED-3W-6500K -----	<b>11.95</b>
Model EC-SPLED-4W-6500K -----	<b>12.95</b>
Model EC-SPLED-6W-6500K -----	<b>13.95</b>
Model EC-SPLED-18W-3500K -----	<b>26.50</b>
Model EC-SPLED-18W-6500K -----	<b>26.50</b>



- Beam Angle: 120°
- Easy to use and install
- Lifetime: Over 50,000 hours
- Input voltage: AC 85-265V 50/60 Hz
- Luminous Flux : 3W - 270LM; 4W - 360LM; 6W - 540LM; 18W - 1620 LM
- Mounting cutout: 3W - 2.95" x 2.95" (75 x 75 mm); 4W - 3.9" x 3.9" (100 x 100 mm); 6W - 3.9" x 3.9" (100 x 100 mm); 18W - 7.9" x 7.9" (200 x 200 mm)
- Dimensions : 3W - 3.5" x 3.5" x 1.0" (90 x 90 x 25mm); 4W - 3.9" x 3.9" x 0.9" (100 x 100 x 23mm); 6W - 4.7" x 4.7" x 0.9" (120 x 120 x 23mm); 18W - 8.9" x 8.9" x 0.8" (225 x 225 x 20 mm)

## Square LED Flush Panel Lights with Driver, Dimmable

Model EC-SPLED-4W-3000K-D -----	<b>17.95</b>
Model EC-SPLED-6W-3000K-D -----	<b>18.95</b>
Model EC-SPLED-9W-3000K-D -----	<b>22.95</b>
Model EC-SPLED-12W-3000K-D -----	<b>23.95</b>
Model EC-SPLED-15W-3000K-D -----	<b>29.50</b>
Model EC-SPLED-18W-3000K-D -----	<b>31.50</b>



- Beam Angle: 120°
- Easy to use and install
- Lifetime: Over 50,000 hours
- Input voltage: AC 85-265V 50/60 Hz
- Luminous Flux : 4W - 360LM; 6W - 540LM; 9W - 810 LM; 12W - 1080LM; 15W - 1350LM; 18W - 1620 LM
- Mounting cutout: 4W - 3.9" x 3.9" (100 x 100 mm); 6W - 3.9" x 3.9" (100 x 100 mm); 9W - 5.1" x 5.1" (130 x 130 mm); 12W - 5.9" x 5.9" (150 x 150 mm); 15W - 6.9" x 6.9" (175 x 175 mm); 18W - 8.3" x 8.3" (210 x 210 mm)
- Dimensions : 4W - 4.7" x 4.7" x 1.0" (120 x 120 x 25mm); 6W - 4.7" x 4.7" x 0.9" (120 x 120 x 23mm); 9W - 5.7" x 5.7" x 0.9" (145 x 145 x 23mm); 12W - 6.7" x 6.7" x 0.9" (170 x 170 x 23mm); 15W - 7.7" x 7.7" x 0.9" (195 x 195 x 23mm); 18W - 8.9" x 8.9" x 0.6" (225 x 225 x 18 mm)



# 8 Ft.\* Single Pin LED Tube Light Replacements

Model EC-TLED-8FT-40WSR-6000 (8', 40W, 3480LM, frosted cover) --- **\$29.95**



Replace Standard  
8' Fluorescent Tubes



- Lamp type: T8
- Lifetime: 50,000 hrs
- Color temp.: 6000° K
- Voltage: AC 85V - 265V

LED Tube & Panel Lights

# Dual Pin LED Tube Light Replacements



Model EC-TLED-2FT-9W-6000 (2', 9W, 6000° K, single row LED, frosted cover) ----- **\$11.95**

Model EC-TLED-3FT-14W-3000 (3', 14W, 3000° K, single row LED, frosted cover) -- **\$12.95**

Model EC-TLED-3FT-14W-6000 (3', 14W, 6000° K, single row LED, frosted cover) -- **\$12.95**

Replace Standard Size  
Fluorescent Tubes

Model EC-TLED-4FT-18W-3000 (4', 18W, 3000° K, single row LED, frosted cover) - **\$12.95 ea.; 10 Lot \$9.95 ea.**

Model EC-TLED-4FT-18W-6000 (4', 18W, 6000° K, single row LED, frosted cover) - **\$12.95 ea.; 10 Lot \$9.95 ea.**

Model EC-TLED-4FT-18WCC-6000 (4', 18W, 6000° K, single row LED, clear cover) - **\$12.95 ea.; 10 Lot \$9.95 ea.**

Model EC-TLED-4FT-22WCC-6000 (4', 22W, 6000° K, double row LED, clear cover) -- **\$14.95 ea.; 10 Lot \$12.95 ea.**

Model EC-TLED-5FT-23WSRCC-6000 (5', 23W, 6000° K, single row LED, clear cover) -- **\$30.00**

Model EC-TLED-5FT-23WDRCC-6000 (5', 23W, 6000° K, double row LED, clear cover) - **\$40.00**

- Lamp type: T8
- Lamp base: G13
- Lifetime: 50,000 hrs
- Voltage: AC 85V - 265V

## 40W LED Pole Bulb Energy Saving Mogul Base



**\$69.00**

Model JLED-FT-2

**120 Watt  
Equivalent**



- Power : 40 Watt
- Lumen : 5200LM
- Security Level: IP65
- Life time : 50,000 hour
- Voltage : AC 100V-277V
- Lamp Base : Mogul (E40)
- Light Efficiency (%): >90%
- LED Qty : 139 LEDs( 5630 SMD)
- Color Temperature : 6,000° (Cold white)
- Dimensions : 10.6" x 3.66 (268mm x 93mm)

## 40W LED Canopy Light Replacement Bulb Energy Saving



Model JLED-CP40-E27 (Standard)  
Model JLED-CP40-E40 (Mogul)

**\$89.00**

**120 Watt  
Equivalent**

- Power : 40 Watt
- Lumen : 4800LM
- Life time : 50,000 hour
- Voltage : AC 100V-277V
- Color Temperature: 5000°K
- Dimensions : 5.75" x 7.75" (146mm x 197mm)
- Lamp Base : E27 (Standard base); or E40 (Mogul base)

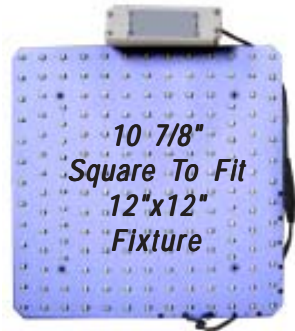
## 18W LED Energy Saving Lighting Panel

Model JE-LED-PNL10

Replace Existing Incandescent,  
Compact Fluorescent, Metal  
Halide, Etc. Lamps in Your  
Existing Fixtures



Fixture  
Not Included



**10 7/8"**  
**Square To Fit**  
**12"x12"**  
**Fixture**

**Saves  
Energy and  
Money!**

- Power : 18 Watt
- Lumen : 3240LM
- Voltage : AC 90V-264V
- Life time : 50,000 hours
- Light Efficiency (%): >90%
- Light Source : SM LED Chip
- Light Size : 10 7/8"x10 7/8" x 1/8"

Retrofit Existing  
Fixtures in Your  
Building

**\$44.50**  
ea

## LED Round Surface Panel Lights

### 8", 18 Watt, 6000°K

Model EC-LED-SDL18R-6000 \$29<sup>95</sup> ea  
 • Lumens : 1480 LM  
 • Dimensions : 203 x 35 mm (8" x 1.37")

### 9", 12 Watt, Dimmable, 3000°K

Model EC-LED-SDL12R-3000 \$19<sup>95</sup> ea  
 • Lumens : 1350 LM  
 • Dimensions : 230 x 35 mm (9" x 1.37")

### 9", 18 Watt, Dimmable, 3000°K

Model EC-LED-SDL18R-3000 \$19<sup>95</sup> ea  
 • Lumens Flux : 1480 LM  
 • Dimensions : 230 x 35 mm (9" x 1.37")



Only 1.37" Thick!

- Lifetime: Over 50,000 hours
- Input voltage: AC 85-265V 50/60 Hz

## 4-Pack Standard LED Light Bulbs 11W(75W Equiv.)

Model JLED-11Wx4



\$12<sup>95</sup> Pk/4

- E27 base
- Non-dimmable
- 6500K daylight

## Corncob LED Lights

### 27 Watt, E27 Base, 5000°K

Model EC-LED-CCL27W-5000 \$59<sup>95</sup> ea  
 • 100W equivalent

### 54 Watt, E40 Base, 5000°K

Model EC-LED-CCL54W-5000 \$79<sup>95</sup> ea  
 • 200W equivalent

### 120 Watt, E40 Base, 5000°K

Model EC-LED-CCL120W-5000 \$129<sup>95</sup> ea  
 • 400W equivalent



- IP 64 rated
- HID replacement
- No ballast necessary
- Input voltage: AC 120-277V



Round



Square

## LED Recessed Adjustable Panel Lights

MOUNTING TABS ADJUST INDEPENDENTLY  
TO FIT VARIOUS HOLE SIZES

- Frame mounted driver
- Voltage: 85-255VAC/DC

Model JLED-AP-RD6CW (Cold White 6000°K)  
 Model JLED-AP-RD6WW (Warm White 3000°K)

- Lumens: 420lm
- Hole Size: 1.97"-3.54"
- Dimensions: 3.9" x 0.79" (100 x 20mm)

\$11.50

### 6 W

Model JLED-AP-SQ6CW (Cold White 6000°K)  
 Model JLED-AP-SQ6WW (Warm White 3000°K)

- Lumens: 420lm
- Hole Size: 1.97"-3.56"
- Dimensions: 3.9" x 3.9" x 0.79" (100 x 100 x 20mm)

\$12.50

Model JLED-AP-RD8CW (Cold White 6000°K)  
 Model JLED-AP-RD8WW (Warm White 3000°K)

- Lumens: 480lm
- Hole Size: 1.97"-3.94"
- Dimensions: 4.6" x 0.79" (118 x 20mm)

\$13.50

### 8 W

Model JLED-AP-SQ8CW (Cold White 6000°K)  
 Model JLED-AP-SQ8WW (Warm White 3000°K)

- Lumens: 480lm
- Hole Size: 1.97"-3.94"
- Dimensions: 4.6" x 4.6" x 0.79" (118 x 118 x 20mm)

\$14.50

Model JLED-AP-RD15CW (Cold White 6000°K)  
 Model JLED-AP-RD15WW (Warm White 3000°K)

- Lumens: 900lm
- Hole Size: 1.97"-6.3"
- Dimensions: 6.89" x 0.79" (175 x 20mm)

\$19.50

### 15 W

Model JLED-AP-SQ15CW (Cold White 6000°K)  
 Model JLED-AP-SQ15WW (Warm White 3000°K)

- Lumens: 900lm
- Hole Size: 1.97"-6.3"
- Dimensions: 6.9" x 6.9" x 0.8" (175 x 175 x 20mm)

\$20.50

Model JLED-AP-RD18CW (Cold White 6000°K)  
 Model JLED-AP-RD18WW (Warm White 3000°K)

- Lumens: 1150lm
- Hole Size: 1.97"-8.27"
- Dimensions: 9.06" x 0.79" (230 x 20mm)

\$27.50

### 18 W

Model JLED-AP-SQ18CW (Cold White 6000°K)  
 Model JLED-AP-SQ18WW (Warm White 3000°K)

- Lumens: 1150lm
- Hole Size: 1.97"-8.27"
- Dimensions: 9.06" x 9.06" x 0.79" (230 x 230 x 20mm)

\$28.50

## LED Strip / Lowbay Light

Model JLED-SLB-4FT-40W-5000K (4 Ft.) --- - **\$69.95 ea.**

Model JLED-SLB-8FT-75W-5000K (8 Ft.) -- **\$125.00 ea.\***

- Dimmable
- Glass-free
- UL & CUS listed
- Beam Angle: 120°
- 0-10V dimmable driver
- Suitable for damp locations
- Surface mounting installation
- Color Temperature: 5,000°K
- Dimensions: 4" - 48" x 3.14" x 3.43"  
8" - 96" x 3.14" x 3.43"
- Lumens: 40W - 5200lm. 75W - 9825lm
- High lighting efficiency 130lm/W; Ra>80; PF>0.9



*Ideal for Large Open Indoor Spaces Such As: Garages, Warehouses, Auditoriums, Basketball Courts, Handball Courts, Swimming Pools, Airplane Hangars, & More.*

LED Lighting

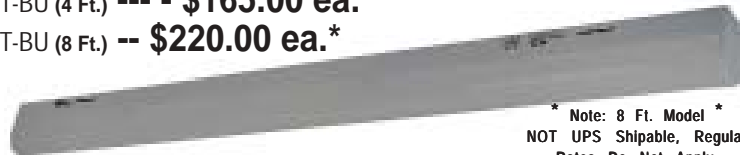
\* Note: 8 Ft. Model \*  
NOT UPS Shippable, Regular Rates  
Do Not Apply.

## LED Strip / Battery Backup Lowbay Light Tunable Lumens & Color Temp.

Model JLED-SLB-4FT-BU (4 Ft.) --- - **\$165.00 ea.**

Model JLED-SLB-8FT-BU (8 Ft.) -- **\$220.00 ea.\***

- CRI 80
- Dimmable
- 120-277VAC
- 0-10V dimmable driver
- Surface mounting installation
- Beam Angle: 4" - 145°; 8" - 110°
- Suitable for damp locations (ETL listed)
- Built-in battery for 90 minute backup time
- Selectable Color Temperature: 3,000°K; 3,500°K; 4,000°K; 5,000°K
- Dimensions: 4" - 46.3" x 2.4" x 3.2"  
8" - 93.94" x 2.36" x 3.35"
- Selectable Output: 4" - 25W(3250lm)/30W(3900lm)/40W(5200lm)  
8" - 50W(7150lm)/60W(7800lm)/65W(8450lm)



\* Note: 8 Ft. Model \*  
NOT UPS Shippable, Regular  
Rates Do Not Apply.

*Ideal for Large Open Indoor Spaces Such As: Garages, Warehouses, Auditoriums, Basketball Courts, Handball Courts, Swimming Pools, Airplane Hangars, & More.*

## 2'x2' LED Panel Light W/ Selectable Color Temp.

Model  
EC-2X2CPLD

**\$69.95** ea



*Replaces  
Standard  
2' x 2' Ceiling  
Tile!  
Dimmable*

- Beam Angle: 120°
- Output Power: 35 W
- Luminous Flux : 4,550LM
- Input voltage: AC 100-277V 50/60 Hz
- Selectable color temperature: 3500°K (Warm White), 4000°K (Natural White), or 5000°K (Cold White)
- Energy saving, low power consumption, long life expectancy
- Dimensions : 603.25 x 603.25 x 43.9 mm (23.75" x 23.75" x 1.73")

## 2'x4' LED Panel Light, White W/ Selectable Color Temp.

Model EC-2X4CPLD



*Replaces Standard  
2' x 4' Ceiling Tile!  
Dimmable*

- Beam Angle: 120°
- Output Power: 44 W
- Luminous Flux : 5,720LM
- Input voltage: AC 100-277V 50/60 Hz
- Selectable color temperature: 3500°K (Warm White), 4000°K (Natural White), or 5000°K (Cold White)
- Dimensions : 603.25 x 1211.58 x 43.9 mm (23.6" x 47.72" x 1.73")

**\$109.95** ea



## 2'x2' LED RGB Color Panel Light

Model EC-2X2CPLD-RGB

**\$149.95** ea



Wireless  
Remote Control

- Beam Angle: 120°
- Output Power: 40 W
- Luminous Flux : 2,400LM
- Input voltage: AC 85-265V 50/60 Hz
- 16 colors (Fast touch wheel color selection)
- Dimensions : 600 x 600 x 18mm (23.6" x 23.6" x 0.7")
- Code learning receivers can group multiple panels to same remote



**16  
MILLION  
COLORS**

*Replaces Standard  
2' x 2' Ceiling Tile!*

## 20W LED Motion Security Light

Model JMLED-ML20R

**\$42<sup>95</sup>** ea

- Lumens: 2000lm
- Detection Angle: 150°
- Color temperature: 5,000°K
- Detection Range: 52.5' (16M)
- Operating voltage: 90-277 VAC
- Adjustable light heads & PIR detector



## 24W LED Motion Security Light

Model JMLED-ML24FP

**\$47<sup>50</sup>** ea

- Lumens: 2400lm
- Detection Angle: 150°
- Color temperature: 5,000°K
- Detection Range: 52.5' (16M)
- Operating voltage: 90-277 VAC
- Adjustable light heads & PIR detector



## LED Showcase/Cabinet/Ceiling Tube Light Mounted on Integral Molded Fixture



- Model EC-TLED-2FT-07W-6000 (2' / 7W / 6000° K) — **\$15.95** (W/switch EC-TLED-2FT-07W-6000-SW — **\$17.95**)
- Model EC-TLED-2FT-07W-3000 (2' / 7W / 3000° K) — **\$15.95**
- Model EC-TLED-3FT-09W-6000 (3' / 9W / 6000° K) — **\$19.95** (W/switch EC-TLED-3FT-09W-6000-SW — **\$21.95**)
- Model EC-TLED-4FT-12W-6000 (4' / 12W / 6000° K) — **\$29.95** (W/switch EC-TLED-4FT-12W-6000-SW — **\$32.95**)
- Model EC-TLED-4FT-12W-3000 (4' / 12W / 3000° K) — **\$29.95** (W/switch EC-TLED-4FT-12W-3000-SW — **\$32.95**)

Flame-Retardant ABS Lamp  
Holder with Aluminum Heatsink For  
Cool Operation & Long Life

- Lamp type: T5
- Lifetime: 50,000 hrs
- Voltage: AC 85V - 265V
- Color temperature: 3000 or 6000° K
- Lumen: 7W - 610, 9W - 785, 12W - 1050LM

Multiple units linkable via simple plug-in  
connectors or Daisy-Chain cables below



### Daisy Chain Cables For Tube Light Fixtures

- Model EC-LED-TL-DCC - 6IN ---- **\$4.50**
- Model EC-LED-TL-DCC-1FT --- **\$6.50**
- Model EC-LED-TL-DCC-2FT --- **\$7.50**
- Model EC-LED-TL-DCC-3FT --- **\$8.50**

Permit Continuous Wiring of BKT Tube Lights Between Cabinets or Showcases from a Single Power Source



## 3 Ft. 110VAC LED Strip Light For Refrigeration Cooler & Display Cases

Model EC-TLED-3FT-14-5000 (3 Ft.)

- 14 Watt output
- Lumens: 2400LM
- 110VAC operation
- Natural white light color - 5,000°K
- Dimensions: 3' x 1" x 1/2" (182.9 x 2.54 x 1.27cm)

**\$24<sup>95</sup>** ea




## T8 5 Ft. 110VAC V-Shape LED Tube Light For Refrigeration Cooler & Display Cases

Model EC-TLED-V-5FT-32-5000 (5 Ft.)

- Lumens: 3840LM
- 180° beam angle
- Approvals: ETL, DLC
- 110/277VAC operation
- IP 54 dust & water spray resistant
- Natural white light color - 5,000°K
- 32 Watt output (120W equivalent)
- Dimensions: 58.74" x 1.26" x 1.14" (1492.0 x 32.0 x 29.0mm)

**\$59<sup>95</sup>** ea





# LED Wall Pack Lighting Modules With Photocell

Outdoor LED Lights

<p><b>26W LED UL WallPack</b> Model JLED-WP26</p>  <p>With Built-In Dusk to Dawn Photocell</p> <p><b>\$69<sup>00</sup> ea</b></p> <ul style="list-style-type: none"> <li>• 120-277 VAC</li> <li>• Lumens: 2435 LM</li> <li>• 26W (130W equiv.) output</li> <li>• Color Temperature: 5000°K</li> </ul>	<p><b>60W LED ETL WallPack</b> Model JLED-WP60</p>  <p>With Built-In Dusk to Dawn Photocell</p> <p><b>\$125<sup>00</sup> ea</b></p> <ul style="list-style-type: none"> <li>• 100-277 VAC</li> <li>• Lumens: 7200 LM</li> <li>• IP 65 weatherproof</li> <li>• 60W (300W equiv.) output</li> <li>• Color Temperature: 5000°~5700°K</li> </ul>	<p><b>100W LED ETL WallPack</b> Model JLED-WP100</p>  <p>With Built-In Dusk to Dawn Photocell</p> <p><b>\$149<sup>00</sup> ea</b></p> <ul style="list-style-type: none"> <li>• 100-277 VAC</li> <li>• Lumens: 12000 LM</li> <li>• IP 65 weatherproof</li> <li>• 100W (500W equiv.) output</li> <li>• Color Temperature: 5000°~5700°K</li> </ul>	<p><b>120W LED ETL WallPack</b> Model JLED-WP120</p>  <p>With Built-In Dusk to Dawn Photocell</p> <p><b>\$185<sup>00</sup> ea</b></p> <ul style="list-style-type: none"> <li>• 120-277 VAC</li> <li>• Lumens: 13800 LM</li> <li>• IP 65 weatherproof</li> <li>• 120W (600W equiv.) output</li> <li>• Color Temperature: 5000°~5700°K</li> </ul>
---	--	--	--

## Flatpack LED Area Floodlights

Model JLED-FFWP50W (50 Watts, 6500Lm) - **\$ 79.95**

Model JLED-FFWP100W (100 Watts, 1300Lm) -- **\$189.75**

Model JLED-FFWP150W (150 Watts, 1950Lm) - **\$275.00**

Model JLED-FFWP200W (200 Watts, 2600Lm) - **\$350.00**

- 100-277 VAC
- 120° beam angle
- IP 65 weatherproof
- Color Temperature: 5000°K
- Operating Temperature: -31°F~131°F (-35°C~55°C)
- Dimensions: 50W - 12.2" x 8.7" x 1.89" (311 x 220 x 48mm); 100W - 15.9" x 11.6" x 2.1 (403 x 295 x 54mm); 150W - 17.0" x 14.2" x 2.1 (431 x 360 x 54mm); 200W - 18.5" x 14.2" x 2.1 (471 x 360 x 54mm)



## LED Garage & Gas Station Canopy Light

Model JCL-150W-B-M2-N-5700K

**\$219<sup>95</sup> ea**

This surface mounted canopy light is ideal luminaire for gas station and garage. It is rated at 150W which is capable of replacing M/H& HID fixtures ranging up to 500W

- CRI: 80
- Wattage (W): 150W
- Lumens (lm): 15,600
- Efficiency(lm/W): 115-130 lm/w
- Distribution: Type V (110°)
- Color Temperature(CCT): 5,700°K



## LED Canopy Garage Lights

Model JLED-CPA-55W-5000K-G (Grey, 45Watt, 7260Lm) --- **\$99.95 ea.**

Model JLED-CPA-55W-5000K-W (White, 55Watt, 7260Lm) - **\$99.95 ea.**

Model JLED-CPA-75W-5000K-G (Grey, 75Watts, 9750Lm) - **\$125.00 ea.**

Model JLED-CPA-75W-5000K-W (White, 75Watts, 9750Lm) - **\$125.00 ea.**

- CRI: 70+
- IP65 weatherproof
- Input Voltage: 100-277 VAC
- Color Temperature: 5000°K



### 4 Watt MR16 RGBW LED Spotlight

Model JLED-ML-MR16



- Lumens: 220lm
- Light color: RGBW
- Voltage: 12VAC/DC
- White Color temperature: 3,000 K
- Dimensions: 1.97" x 1.77" (50 x 45mm)

### 4 Watt GU10 RGBW LED Spotlight

Model JLED-ML-GU10



- Lumens: 300lm
- Light color: RGBW
- Voltage: 100-240VAC
- White Color temperature: 3,000 K
- Dimensions: 1.95" x 2.28" (49.5 x 58mm)

### 9 Watt E27 RGBW LED Spotlight

Model JLED-ML-E2702



- Base: E27
- Lumens: 850lm
- Light color: RGBW
- Voltage: 100-240VAC
- White Color temperature: 3,000 K
- Dimensions: 3.15" x 4.80" (80 x 122mm)

### 10Watt RGB+CCT LED Floodlight

Model JLED-ML-FL10W

Rated IP65  
Weatherproof

**\$64.00**

- Light color: RGB+CCT
- Output: 10 Watts (RGB: 7.5W)
- Voltage: • Voltage: 100-240VAC
- Dimensions: 4.21" x 1.26 x 6.54" (107 x 32 x 166mm)



### 20Watt RGB+CCT LED Floodlight

Model JLED-ML-FL20W

Rated IP65  
Weatherproof

**\$85.00**

- Light color: RGB+CCT
- Output: 20 Watts (RGB: 15W)
- Voltage: • Voltage: 100-240VAC
- Dimensions: 5.98" x 1.57 x 8.52" (152 x 40 x 216.5mm)



### 30Watt RGB+CCT LED Floodlight

Model JLED-ML-FL30W

Rated IP65  
Weatherproof

**\$115.00**

- Light color: RGB+CCT
- Output: 30 Watts (RGB: 22W)
- Voltage: • Voltage: 100-240VAC
- Dimensions: 6.57" x 1.57 x 8.92" (167 x 40 x 226.5mm)



### 50Watt RGB+CCT LED Floodlight

Model JLED-ML-FL50W

Rated IP65  
Weatherproof

**\$145.00**

- Light color: RGB+CCT
- Output: 50 Watts (RGB: 40W)
- Voltage: • Voltage: 100-240VAC
- Dimensions: 8.66" x 1.97 x 12.22" (220 x 50 x 310.5mm)



### 100Watt RGBW LED Floodlight

Model JLED-ML-FL90W

Rated IP65 Weatherproof

**\$295.00**

- Output: 90 Watts
- Mean Well driver
- Light color: RGBW
- Voltage: • Voltage: 100-240VAC
- Dimensions: 11.09" x 8.66 x 4.45" (281.6 x 220 x 113mm)



### 200Watt RGBW LED Floodlight

Model JLED-ML-FL190W

Rated IP65 Weatherproof

**\$525.00**

- Output: 190 Watts
- Mean Well driver
- Light color: RGBW
- Voltage: • Voltage: 100-240VAC
- Dimensions: 12.19" x 10.51 x 7.12" (309.5 x 267 x 182.2mm)



### Single Gang LED Dimmer

Model  
JLED-SGDIM

**\$14<sup>95</sup> ea**



- Working voltage 120VAC
- Dims: LED & CFL (Up to 200W), and Incandescent (Up to 600W)
- Decora style ON/Off switch w/ slide dimmer



### Single Gang Self-Test GFCI Safety Outlet

Model JE-GFCI-15 (15 A)

**\$12<sup>95</sup> ea**

Model JE-GFCI-20 (20 A)

**\$14<sup>95</sup> ea**

- 2) grounded 125VAC outlets
- Decora style wall plate included
- Ground fault circuit interrupter shuts off outlet instantly if a risk of shock is detected



### Single Gang AC Outlet w/ USB Charger

Model JUSB-AC+CHG

**\$14<sup>95</sup> ea**



- Decora style wall plate included
- 2) grounded 15/20A @ 125VAC outlets
- 2) Class 2, 3.1A @ 5VDC USB power outlets
- USB outlets are for power only, no data transfer



### RGB+CCT LED Downlights

- Model JLED-ML-DL6W (6 Watt) ----- \$31.95
- Model JLED-ML-DL9W (9 Watt) ----- \$39.95
- Model JLED-ML-DL12W (12 Watt) ----- \$44.95
- Model JLED-ML-DL18W (18 Watt) ----- \$54.95



- Light color: RGB+CCT
- Voltage: 85-265VAC/DC
- Control Range: 98 Ft. (30M)
- Lumens: 6W - 510lm, 9W - 765lm, 12W - 1020lm, 18W - 1530lm
- Hole Size: 6W - 3.54"-3.74" (90-95mm); 9W - 4.33"-4.92" (110-125mm); 12W - 5.91" (150mm); 18W - 5.92" (155.2mm)
- Dimensions: 6W - 4.65" x 1.50" (118 x 38mm); 9W - 5.43" x 1.53" (138 x 40mm); 12W - 7.09" x 1.57" (180 x 40mm); 18W - 7.1" x 2.4" (180 x 60mm)

### 9 Watt RGB+CCT LED Adjustable Downlight

Model JLED-ML-ADL9W



**\$44.95**

- Swivel mount
- Output: 9 Watts
- Lumens: 765lm
- Light color: RGB+CCT
- Voltage: 85-265VAC/DC
- Control Range: 98 Ft. (30M)
- Hole Size: 4.72"-4.92" (120-125mm)
- Dimensions: 5.83" x 2.28" (148 x 58mm)

### 24 Volt LED Striplights

**\$51.75** ----- Indoor Model  
JLED-ML-STL24V

**\$59.95** ----- Outdoor Model  
JLED-ML-STL24V-WP - (IP65)



5M (16.4') Roll

- Adjustable intensity
- LED Color: RGB + WW + CW
- 60 LEDs per meter (300 LEDs total)
- Adhesive backed for easy mounting
- 19.2 Watts per meter (96 Watts per roll)
- Use with JLED-ML-CTRSTL striplight controller below

### Weatherproof RGB+CCT LED Downlight

Model JLED-ML-DL15W (15W)

**\$54.95**



- Lumens: 15W - 1275lm
- Light color: RGB+CCT
- Voltage: 85-265VAC/DC
- Control Range: 98 Ft. (30M)
- Hole Size: 15W - 6.89"-7.09" (175-180mm)
- Dimensions: 15W - 8.1" x 3.5" (205 x 88mm)

### 9 Watt RGBW+CCT LED Lawn/Garden Light

Model JLED-ML-GL03



Rated IP65  
Weatherproof

**\$54.95**

- Spike included
- Output: 9 Watts
- Lumens: 750lm
- Light color: RGB+CCT
- White Color temperature: 3,000 K
- Voltage: 100-240VAC, or 12VDC
- Dimensions: 6.89" x 15.75" (175 x 400mm)

### LED Strip Controller

Model JLED-ML-CTRSTL

- Max 6A per channel
- Voltage: 12-24VDC
- Use for: Dimmable, RGB, RGBW, RGBW+CCT



**\$19.50**

### Mi-Light WIFI Hub

Model JLED-ML-CTRWIFI

**\$27.95**

- USB plug
- Voltage: 5VDC
- Smartphone App control
- Use for: All 2.4G GLED lights



### Wall Mounted Touch Panel

#### 4 Zone Remote

Model JLED-ML-CTRPNL

**\$44.95**

- Supports 4 groups
- Battery powered operation
- Use for: RGB+CCT & RGBW



### 4 Zone RGB/RGBW LED RF Touch Remote Control

Model JLED-ML-CTR4Z

**\$16.95**

- Range: 98 Ft. (30M)
- Use for: RGB, RGBW



### 8 Zone RGB+CCT LED RF Touch Remote Control

Model JLED-ML-CTR8Z

Includes Wall Bracket

**\$19.95**

- Range: 98 Ft. (30M)
- Use for: RGB+CCT



## 5MP Pinhole IP Camera w/ PoE NDA A Compliant

Model TI-NC405MP37

**\$134.95** ea

- 3.7mm Fixed Lens
- Water & dust resistant (IP65)
- 3D DNR, DWDR, HLC, BLC, Defog, NIR
- OSD Overlay, Motion Detection, Privacy Mask
- Dimensions: 1.57" x 1.1" x 1.57" (40 x 28 x 40mm)
- 1 pc SMD Array IR LEDs, up to 60 ft (20m) IR night view range
- Remote viewing by smart phones & tablet PC w/ IOS & Android OS



## 4 Watt UHF 2-way Jobsite Radio Model PZ-S400

**\$165.00** ea

- 16 Channels
  - DTMF / 2-Tone
  - Scan with priority
  - TOT / BCL / BCLO
  - Bluetooth Function
  - Battery Gauge (LED)
  - Power Output : 4 / 2Watt
  - Scrambler & De-scrambler
  - Frequency : 400 - 512MHz
- Shock Resistant & Waterproof**
- Remote Stop & Revive (by 5 tones)
  - Noise Reduction by Compaider IC
  - CTCSS / DCS Encode and Decode
  - FCC / CE / IP-54 / Mil-STD 810 E/F approved



## TVI/AHD/CVI to HDMI Video Converter

Model JE-HD2HDMI

Put Your HD  
Camera Direct  
To A Monitor !

**\$49.95** ea



**SALE ENDS Apr. 30, 2024**

### SERVICE AND SHIPPING

#### CHARGE SCHEDULE

For Orders

Up to \$250

\$250 - \$500

\$500 - \$750

\$750 - \$1,000

Over \$1,000

Call for Rate

COD's \$18.00 per box

Residential Address Add \$5.00

Rates Apply To 48 Contiguous States

Elsewhere Please Call For Rates



Wire, Overweight, & Oversized Items: Normal Shipping Rates Do Not Apply. Actual Shipping Charges Will Be Computed By Weight & Size.



**IN A HURRY? CALL FOR  
NEXT DAY OR SECOND DAY  
DELIVERY RATES**

### HOW TO ORDER FROM JAYSO

1. When ordering give the quantity, model number, page number, price, and brief description of item.
2. Terms of payment are COD (Money Order or COD Check\*) (\*Check only with pre-approval - include your bank's name, account number, and phone number), or include a check or money order with your order.
3. All prices are subject to change without notice
4. NY & NJ Residents must add Sales Tax
5. Minimum order is \$10.50
6. Add service, shipping charges and C.O.D. (See service and shipping schedule above)
7. On COD orders add additional \$18.00 per box



**3210 WHITE PLAINS ROAD  
BRONX, NEW YORK 10467**

### OR CURRENT RESIDENT

- ALL PRICES SUBJECT TO CHANGE WITHOUT NOTICE
- NOT RESPONSIBLE FOR TYPOGRAPHICAL ERRORS

### RETURNS:

- NO RETURNS AFTER 14 DAYS
- NO RETURNS ACCEPTED WITHOUT YOUR FIRST OBTAINING A RETURN AUTHORIZATION
- NO RETURNS ON ELECTRONIC PARTS OR TEST EQUIPMENT
- ALL OTHER ITEMS ARE SUBJECT TO 25% RESTOCKING CHARGE WITHIN 14 DAYS OF PURCHASE

**FOR INFORMATION ON ANY ITEM  
CALL 718-798-1050  
ORDER TOLL FREE 800-426-4422**

**jayso.com**





