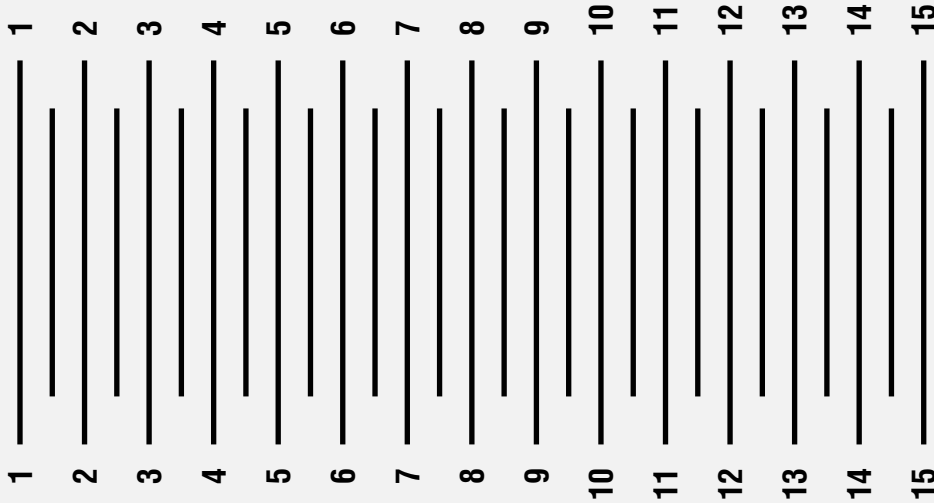


EXTRA WIDE	EXTRA WIDE	EXTRA WIDE	EXTRA WIDE	EXTRA WIDE	EXTRA WIDE
WIDE	WIDE	WIDE	WIDE	WIDE	WIDE
MEDIUM	MEDIUM	MEDIUM	MEDIUM	MEDIUM	MEDIUM

Men's Style Shoes



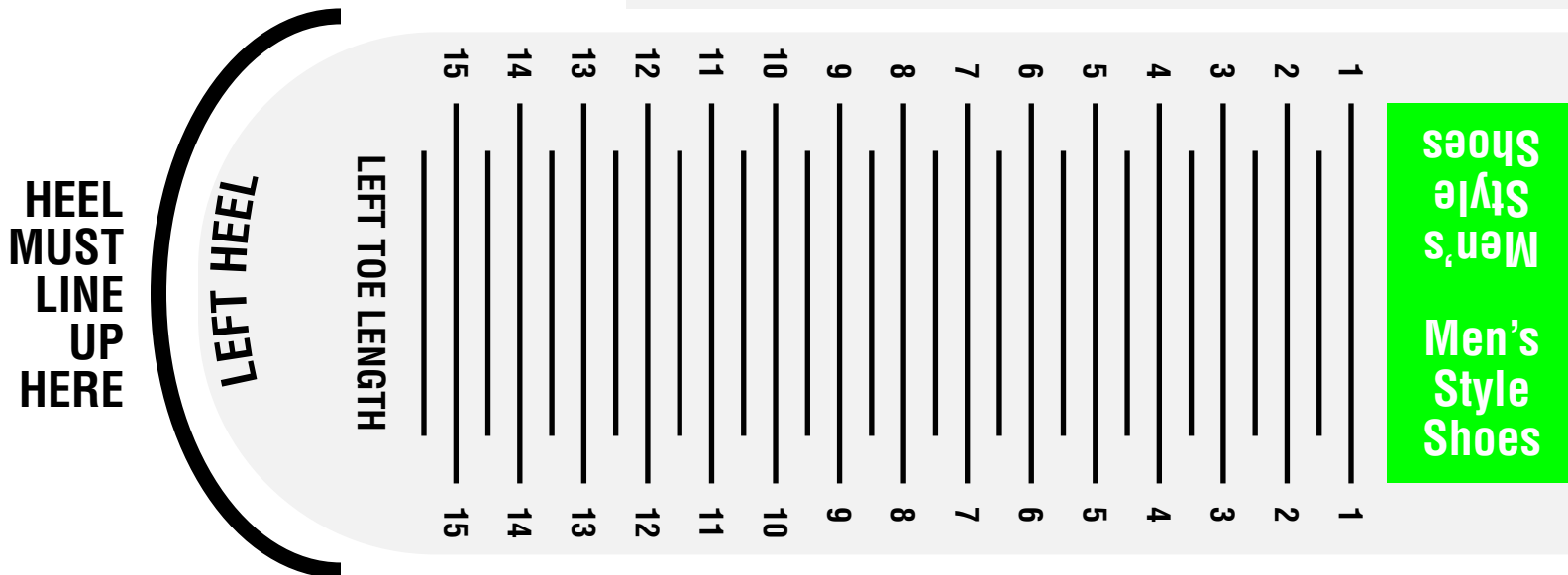
RIGHT TOE LENGTH

RIGHT HEEL

HEEL MUST LINE UP HERE

INSIDE OF YOUR FOOT HERE

PLACE DOLLAR HERE TO CHECK SIZE ACCURACY OF PRINTOUT



ALIGN THE INSIDE OF YOUR FOOT WITH THE RED LINE

Instructions:

- 1 Match the heel of your foot to the curved line
- 2 Align the inside of your foot with the red line

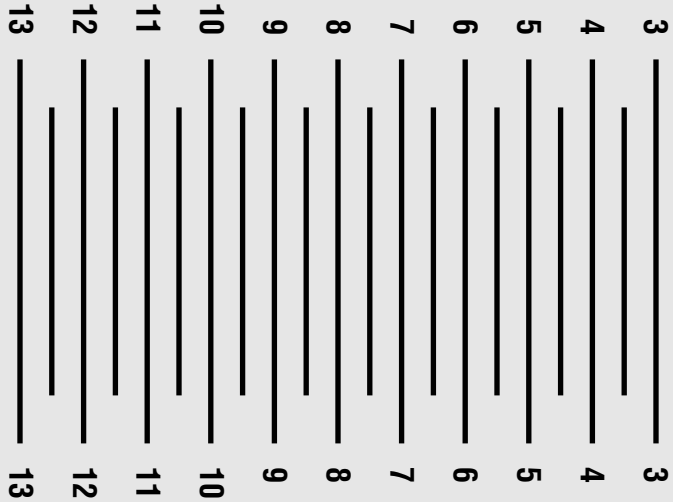
Before using this chart please verify the size accuracy of your printout by placing a dollar bill against the dollar space to the right.

Disclaimer: This measurement system is not precise. To find your exact foot size please visit a shoe retail store to receive a Brannock foot measurement.





LEFT TOE LENGTH
LOOK STRAIGHT DOWN
OVER END OF TOES TO



EXTRA WIDE	EXTRA WIDE	EXTRA WIDE	EXTRA WIDE	EXTRA WIDE	EXTRA
WIDE	WIDE	WIDE	WIDE	WIDE	WID
MEDIUM	MEDIUM	MEDIUM	MEDIUM	MEDIUM	MEDI



ALIGN THE INSIDE OF YOUR FOOT WITH THE RED LINE

Instructions:

- 1 Match the heel of your foot to the curved line
- 2 Align the inside of your foot with the red line

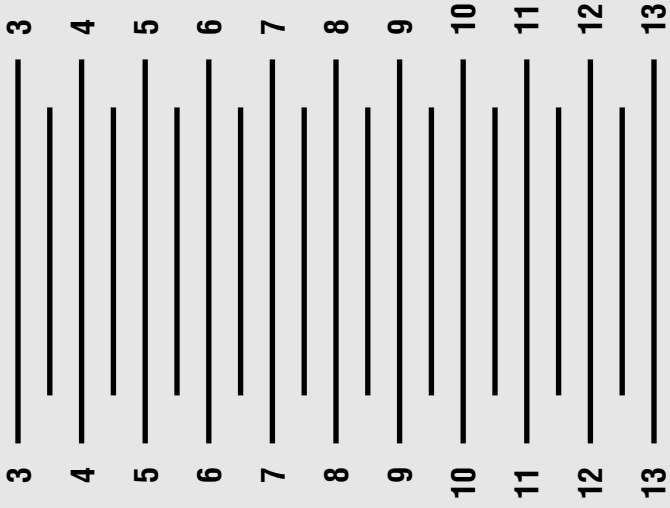
Before using this chart please verify the size accuracy of your printout by placing a dollar bill against the dollar space to the right.

Disclaimer: This measurement system is not precise. To find your exact foot size please visit a shoe retail store to receive a Brannock foot measurement.

EXTRA WIDE	EXTRA WIDE	EXTRA WIDE	EXTRA WIDE	EXTRA WIDE	EXTRA WIDE
WIDE	WIDE	WIDE	WIDE	WIDE	WIDE
MEDIUM	MEDIUM	MEDIUM	MEDIUM	MEDIUM	MEDIUM

Women's
Style Shoes

Women's
Style Shoes



RIGHT TOE LENGTH
LOOK STRAIGHT DOWN
OVER END OF TOES TO

RIGHT HEEL

**HEEL
MUST
LINE
UP
HERE**

INSIDE OF YOUR FOOT HERE

**PLACE DOLLAR HERE TO CHECK
SIZE ACCURACY OF PRINTOUT**