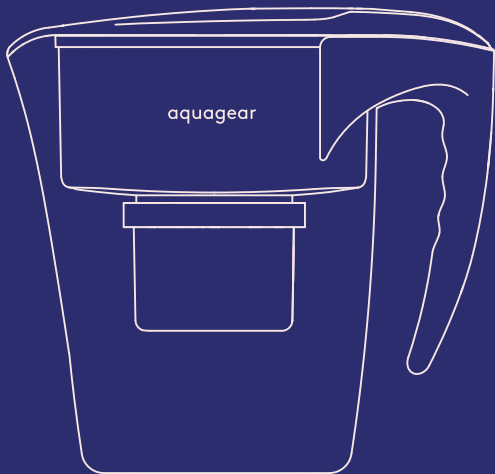


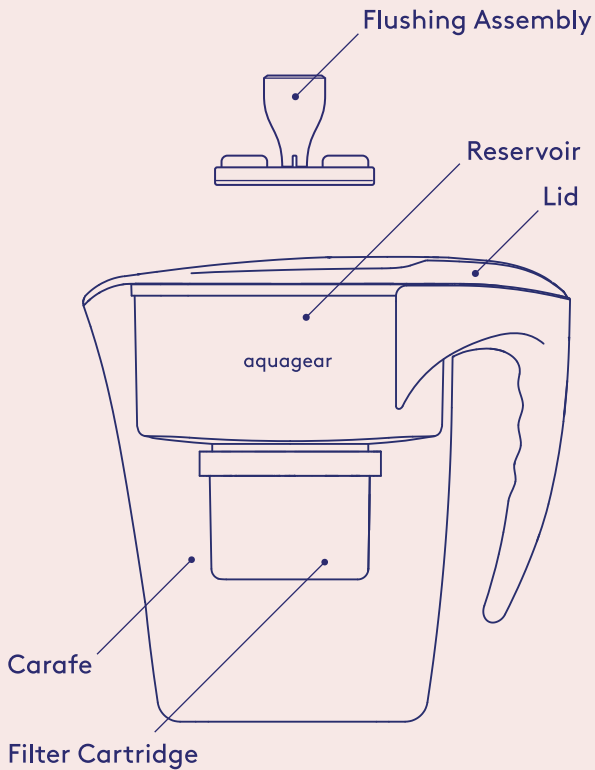
aquagear

# Filter Pitcher



**Setup Instructions**

# What's Included

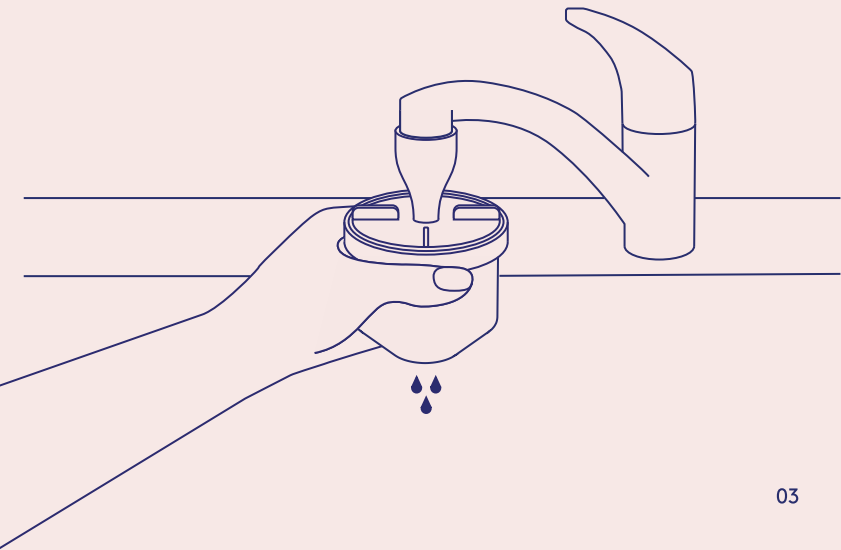


# Step 1: Flush

Attach or hold the flushing assembly to your faucet and run cold water for 2 minutes at low pressure.

The flushing assembly bulb does not have to fit perfectly on the faucet. Simply press the bulb as firmly to the faucet as possible.

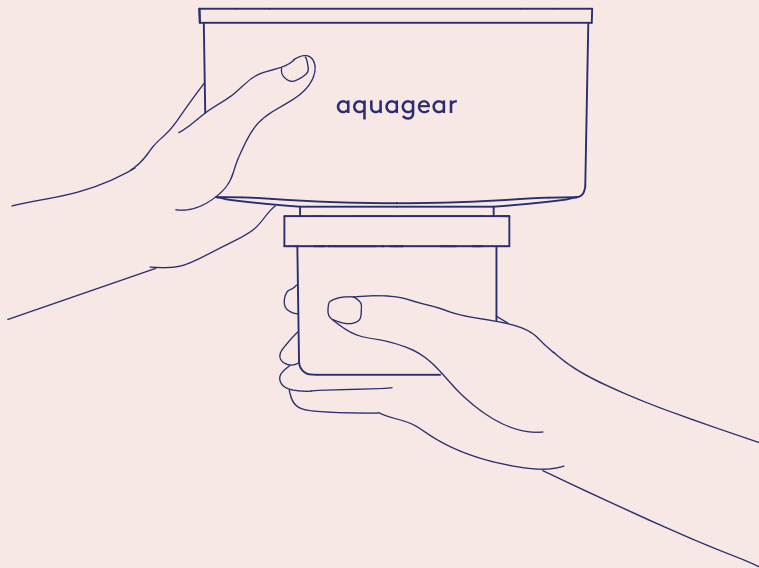
It is normal for some water to seep up around the cap of the flushing assembly. You can lower the water pressure of your sink to help prevent this.



## Step 2: Insert

Screw the filter cartridge onto the reservoir securely.

Place the reservoir in the carafe and secure the lid on top of the pitcher.



## Step 3: Fill

The easy-fill opening will open automatically.  
Enjoy fresh, filtered water!







Aquagear

# Care & Maintenance



## Pitcher

Hand wash with soap or mild detergent.

Keep your pitcher out of direct sunlight, and store in a fridge if possible.

Your pitcher comes with our lifetime guarantee. Any breakage during normal use is covered by Aquagear.



## Filter

Rinse with water only. Filters 120 gal | 454 L. Lasts up to 6 months.



# FAQ

## **Water is leaking from the reservoir. What do I do?**

The filter cartridge should be screwed tight on the reservoir to prevent water from bypassing the filter. Hand tighten the filter to the reservoir to make sure it is completely sealed. Check to make sure the round gasket is seated on top of the filter cartridge.

## **How often should I change my filter?**

The Aquagear filter lasts approximately 120 gallons. For the average household, it should be replaced every six months.

## What kind of water can I filter?

The Aquagear filter should only be used with potable tap water. Do not use Aquagear with salt water or water from lakes, rivers, or streams.

## Will Aquagear remove Total Dissolved Solids (TDS)?

Most dissolved solids found in tap water are good minerals like calcium, magnesium, and potassium, which Aquagear keeps in your water. You can learn more about TDS on our FAQ at [drinkaquagear.com/help](http://drinkaquagear.com/help).

## My pitcher is filtering water slowly. Is this normal?

The filter may have a slightly slower flow than other filter pitchers because Aquagear removes a much wider range of contaminants. We promise that better water is worth the wait! However, if your filter has slowed to a drip, **please contact** [questions@drinkaquagear.com](mailto:questions@drinkaquagear.com).

## **What if the flushing assembly bulb does not fit my faucet?**

The flushing assembly bulb does not need to fit perfectly on your faucet. You can simply hold the bulb against the faucet and let water run through at low pressure. Bathroom faucets often provide a better fit than kitchen faucets.

## **How high can I fill my Aquagear pitcher?**

You can fill your pitcher as high or low as you would like. The Aquagear filter does not need to be submerged in order to work properly.

## **Can Aquagear filters be recycled?**

We will provide a postage-paid label so you can return your filter for recycling. Please visit [drinkaquagear.com/recycle](http://drinkaquagear.com/recycle).



# **Your purchase provides six months of clean water in Tanzania.**

More than 780 million people worldwide lack access to safe drinking water. The Aquagear Foundation helps communities build and install biosand filters, which are specially designed for places where drinkable water is scarce. Thanks to your support, people in these communities can rely on clean water for the first time in their lives.

Pictured left: This is Salhuia with her biosand filter. She lives in the Mjini District in the Morogoro Region of Tanzania. Her parents both serve in the Tanzania military. Before receiving a filter, they boiled water.

# You recycle, we double our donation.

Visit [drinkaquagear.com/recycle](https://drinkaquagear.com/recycle) for a postage-paid return label and to learn about Aquagear recycling.

When you purchase an Aquagear pitcher or replacement filter, we provide six months of clean water to someone in need through the Aquagear Foundation. Now, we double that donation for every filter you return for recycling.

# How can we help?

[drinkaquagear.com/help](https://drinkaquagear.com/help)

aquagear