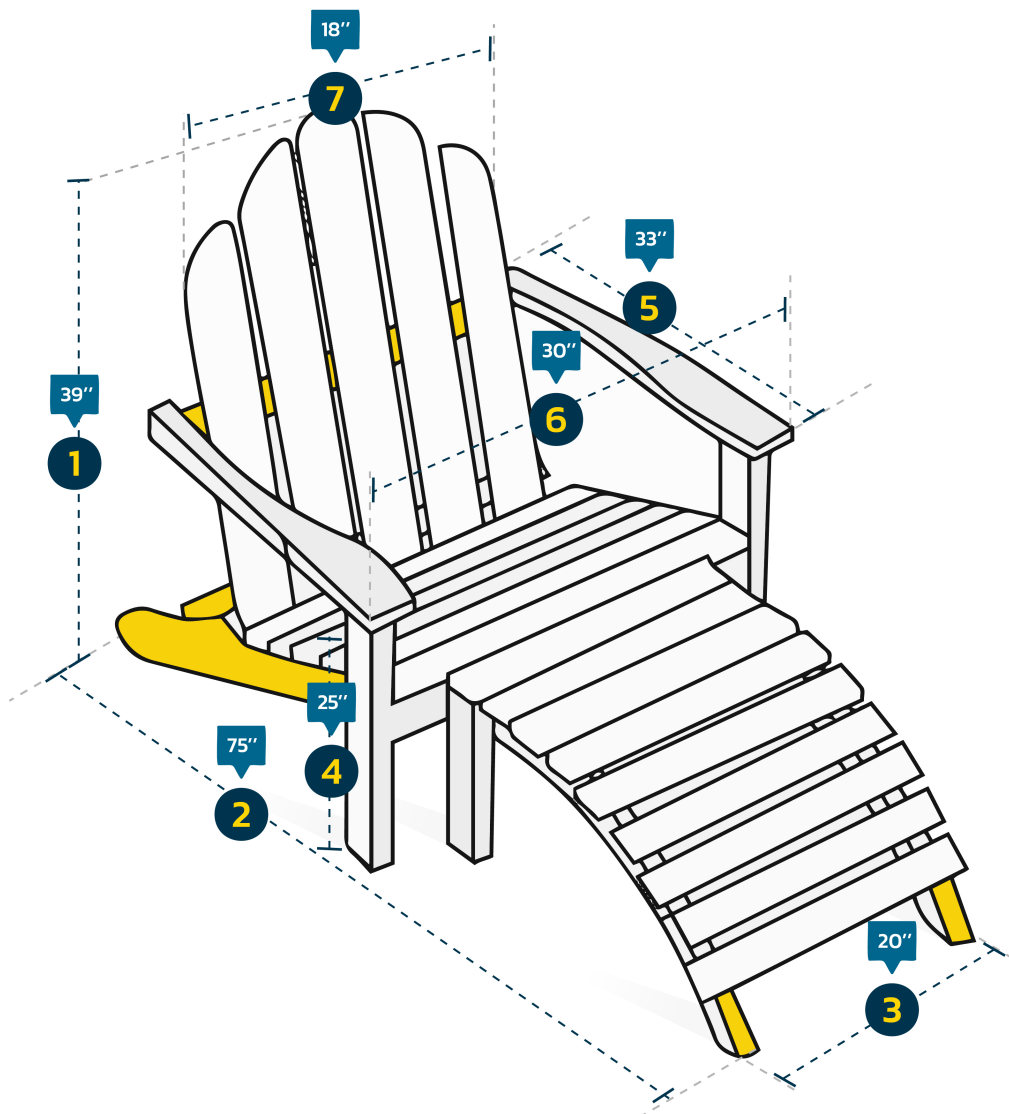


## Custom Adirondack Chair Cover - Model 2

### Measurment Instructions

- ✓ Provide the right measurements from edge to edge of the furniture
- ✓ Height furniture dimensions provided by you will remain the same




Measurment	(inches)
------------	----------

- |                              |       |                     |       |
|------------------------------|-------|---------------------|-------|
| 1. Back Height               | _____ | 5. Depth of Arm     | _____ |
| 2. Depth                     | _____ | 6. Arm to Arm Width | _____ |
| 3. Front Width               | _____ | 7. Back Width       | _____ |
| 4. Height from ground to arm | _____ |                     |       |


1. Back Height

\_\_\_\_\_



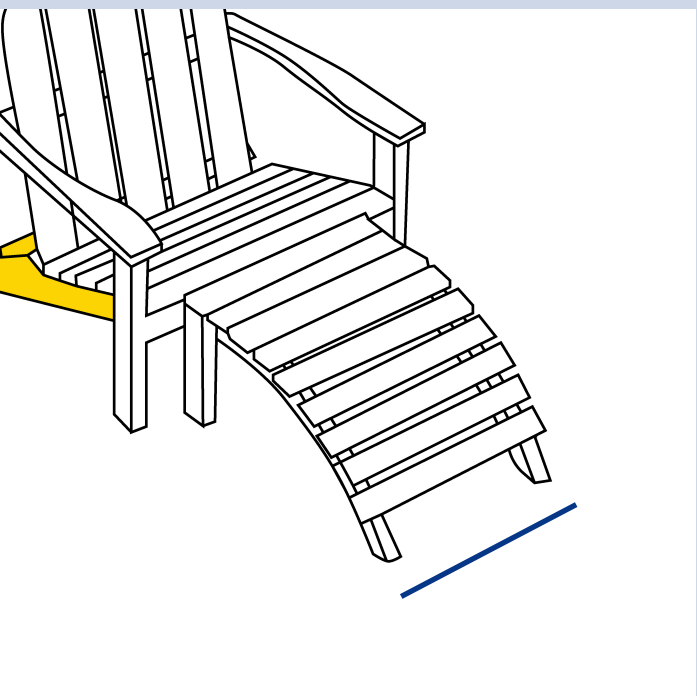
2. Depth

\_\_\_\_\_




3. Front Width

\_\_\_\_\_




4. Height from ground to arm

\_\_\_\_\_




5. Depth of Arm

\_\_\_\_\_



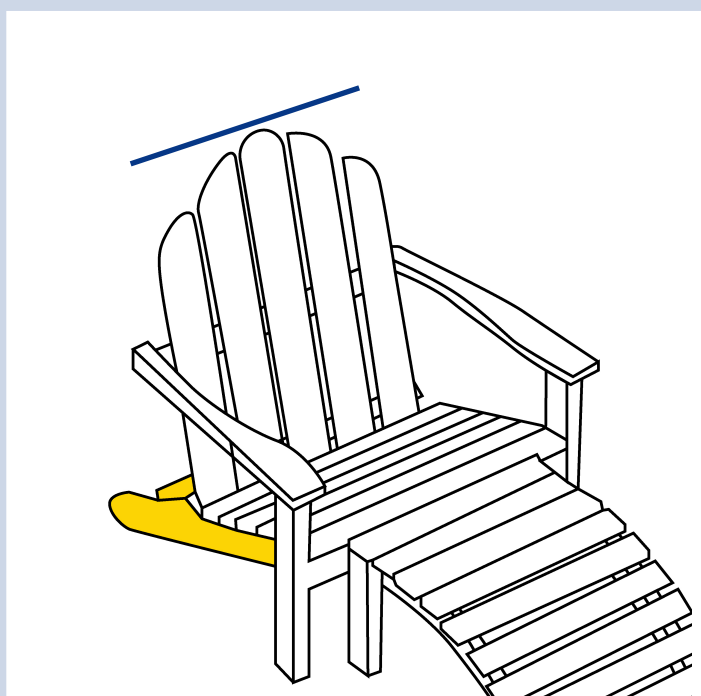
6. Arm to Arm Width

\_\_\_\_\_



7. Back Width

\_\_\_\_\_



In order for you to get the most out of our extra cover features, we encourage you to upload the right image that you want the cover for, this ensures that our team design the cover that meets your needs!