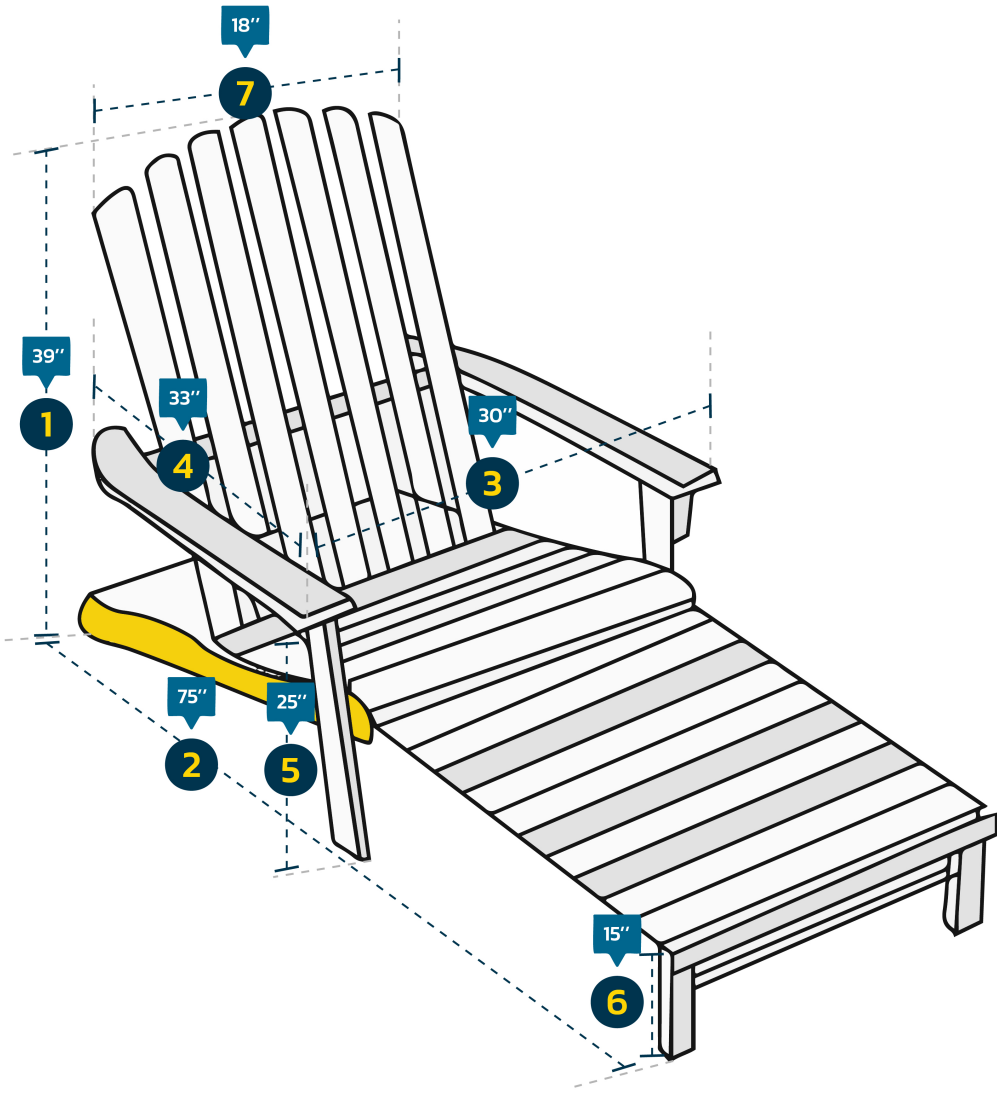


## Custom Adirondack Chair Cover - Model 6

### Measurement Instructions

- ✓ Provide the right measurements from edge to edge of the furniture
- ✓ Height furniture dimensions provided by you will remain the same




#### Measurement

(inches)

- |                     |       |                              |       |
|---------------------|-------|------------------------------|-------|
| 1. Back Height      | _____ | 5. Height from ground to arm | _____ |
| 2. Depth            | _____ | 6. Front Height              | _____ |
| 3. Arm to Arm Width | _____ | 7. Back Width                | _____ |
| 4. Depth of Arm     | _____ |                              |       |


1. Back Height

\_\_\_\_\_



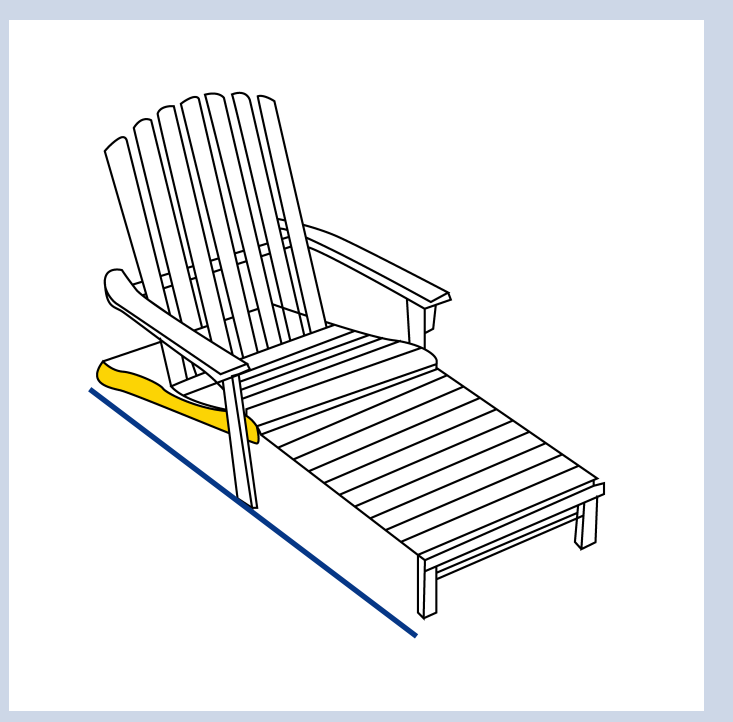
5. Height from ground to arm

\_\_\_\_\_



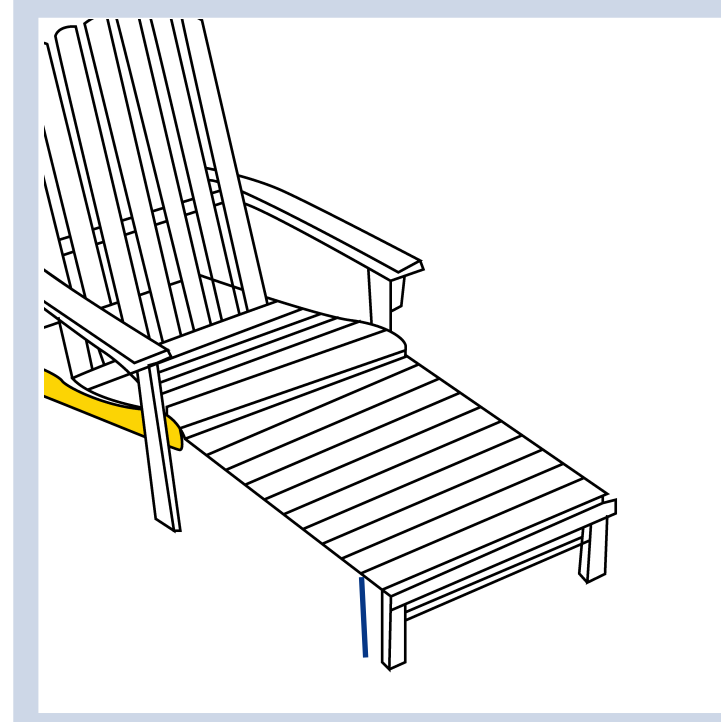
2. Depth

\_\_\_\_\_




6. Front Height

\_\_\_\_\_




3. Arm to Arm Width

\_\_\_\_\_




7. Back Width

\_\_\_\_\_



4. Depth of Arm

\_\_\_\_\_



In order for you to get the most out of our extra cover features, we encourage you to upload the right image that you want the cover for, this ensures that our team design the cover that meets your needs!