



ULTIMATE CONVERTIBLE SOFA FORM

ACCOUNT NAME: _____

CUSTOMER ORDER DATE

SOLD TO

SHIP TO

PURCHASE ORDER NUMBER

TAG FOR

CHOOSE THE APPROPRIATE LETTERS OR NUMBERS TO CREATE YOUR CONVERTIBLE SOFA

THE ULTIMATE CONVERTIBLE SOFA IS DESIGNED WITH REMOVABLE ARMS AND BACK FOR EASE OF MOVING IN NARROW AREAS AS WELL AS REDUCING THE OVERALL WEIGHT OF THE PIECE. NECESSARY BRACKETS ARE IN PLACE FOR REMOVAL/REPLACEMENT OF ARMS AND BACK.

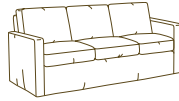
**YOUR ULTIMATE
CONVERTIBLE
SOFA NUMBER**

<input type="text"/>	1	<input type="text"/>	2	<input type="text"/>	3	<input type="text"/>	4
	TYPE		CUSHION CONFIGURATION		STYLE		LEG

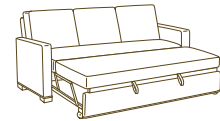
1 CHOOSE TYPE:



U03
UPHOLSTERED SOFA – 89"




C03
SLIPCOVERED SOFA – 89"




U98
UPHOLSTERED QUEEN SLEEPER – 89"



U11
UPHOLSTERED SOFA – 84"



C11
SLIPCOVERED SOFA – 84"



U97
UPHOLSTERED FULL SLEEPER – 84"
(SLIPCOVERED SLEEPER NOT AVAILABLE)

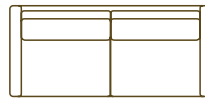
2 CHOOSE CUSHION CONFIGURATION:



1
2 BACKS
1 SEAT



2
3 BACKS
1 SEAT



3
2 BACKS
2 SEATS
(NOT AVAILABLE
ON SLEEPER)

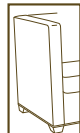


4
3 BACKS
3 SEATS
(NOT AVAILABLE
ON SLEEPER)

3 CHOOSE STYLE:



T
TRACK



S
SHELTER



K
KEYHOLE

4 CHOOSE LEG:



T
TAPERED



B
BLOCK

ACCOUNT NAME: _____ PO: _____

CHOOSE FABRIC: _____

CHOOSE FINISH

LEG FINISH:

- | | | | |
|---------------------------------------|-------------------------------------|----------------------------------|---|
| <input type="checkbox"/> BEACHWOOD* | <input type="checkbox"/> DRIFTWOOD* | <input type="checkbox"/> MICA | <input type="checkbox"/> TOBACCO |
| <input type="checkbox"/> BLACK WALNUT | <input type="checkbox"/> DUNE | <input type="checkbox"/> MOCHA | <input type="checkbox"/> VINTAGE CHESTNUT |
| <input type="checkbox"/> BLANCA | <input type="checkbox"/> EBONY | <input type="checkbox"/> NATURAL | <input type="checkbox"/> WEATHERED GREY |
| <input type="checkbox"/> CHALK | <input type="checkbox"/> FAWN* | <input type="checkbox"/> PECAN | |
| <input type="checkbox"/> CHARCOAL | <input type="checkbox"/> JAVA | <input type="checkbox"/> SMOKE | |

*NOTE: THERE IS AN ADDITIONAL CHARGE FOR BEACHWOOD, DRIFTWOOD AND FAWN FINISH

CHOOSE SEAM OPTION – STANDARD WITH TOPSTITCHING

- CABLESTITCHING FRENCH SEAM JUMBO TOPSTITCHING

CONTRASTING THREAD COLOR (IF APPLICABLE) _____

CHOOSE COMFORT OPTION

SEATS:

- NATURAL LEE
 CLOUD NINE
 SLEEPER STANDARD WITH 3.5" INNERSPRING UPHOLSTERED SEAT

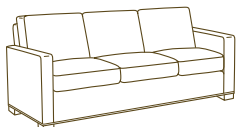
BACKS:

- NATURAL LEE
 DOWN
 PLUSH

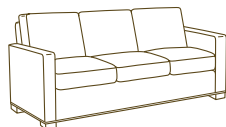
CONTRAST FABRIC: SEAT/BACK

ANY OTHER OPTIONS REQUIRE SPECIAL HANDLING


ARM HEIGHT		
TRACK ARM: H26	SHELTER ARM: H32	KEYHOLE ARM: H26



SOFA (U03, C03)
 OVERALL: W89 D39 H34
 INSIDE: W80 D22 H17
 OVERALL SEAT SECTION:
 W80 D37 H12
 SEAT HT: 17
 BACK RAIL HT: 32



APT SOFA (U11, C11)
 OVERALL: W84 D35 H34
 INSIDE: W75 D18 H17
 OVERALL SEAT SECTION:
 W75 D34 H12
 SEAT HT: 17
 BACK RAIL HT: 32



QUEEN SLEEPER SEAT SECTION (U98)
 OVERALL: W80 D37 H17

FULL SLEEPER SEAT SECTION (U97)
 OVERALL: W75 D34 H17

PRICING

BASE PRICE	
FINISH CHARGE BEACHWOOD AND DRIFTWOOD ONLY	
SEAM	
COMFORT	
FABRIC OPTIONS	
OTHER	
TOTAL	