

**COLORSCAPING**<sup>®</sup>  
BY WAC ARTFUL ILLUMINATION





## ARTFUL ILLUMINATION FROM WAC

Live your life in color and transform your outdoor space with Colorscaping by WAC. From the subtlest tones of white to vivid, colorful hues, create dramatic lighting effects with the touch of a button. Set the ambiance for any occasion and awaken emotion with our easy-to-use Colorscaping luminaires that provide infinite colors of light to design your personalized experience.

Colorscaping by WAC is a patent-pending smart lighting, power and control system. It is designed and engineered to illuminate your landscape with tunable white light and an endless color palette.

Create bold, personalized lighting experiences to elevate your outdoor space and lifestyle. Color-tune white light to complement your garden and architecture or select custom colors for holiday displays, entertainment and special events.

Colorscaping is easy to install, simple to add to existing systems and easily controlled by MyWAC App.



## INFINITE FLEXIBILITY

Using only two-wire conventional landscape wiring, all fixtures can be individually controlled to change both brightness and color.

## FULL COLOR SPECTRUM TECHNOLOGY

From subtle tones to bold, vivid hues, pure white light from warm 2700K to cool 6500K and millions of colors mean you can create just the right mood for each outdoor setting with only the touch of a button.

## CONNECT VIA APP

Choose custom colors and create scenes, zones and groups by MyWAC App via Wi-Fi or wired ethernet. Schedule your luminaires according to dates/times, special events and dynamic patterns, including sunrise and sunset.

## LEGACY PROOF

Make your existing landscape fixtures smart by connecting them to the COLORSCAPING transformer. WAC legacy lighting circuits can be controlled as a single group and automated in MyWAC App. They can be added to schedules or controlled by the app or other supported control systems with brightness control over dimmable fixtures.





2700K

6500K

## TUNABLE WHITE

**FULL COLOR SPECTRUM TECHNOLOGY** (RED, GREEN, BLUE, WHITE, WARM WHITE)

Colorscaping features advanced RGBWW technology, which uses both warm white and cool white LEDs to offer a wider range of color temperature options (2700K- 6500K), providing greater control over the ambiance of an outdoor space. Transition smoothly between warm and cool whites plus a wide spectrum of colors to easily adjust for different occasions, seasons or moods.

Colorscaping not only provides unlimited color to your outdoor space, but, most importantly, allows you to select the best white light to dramatically illuminate trees, shrubbery, walls, patios, water features and other landscape elements to create a stunning and dynamic outdoor environment.

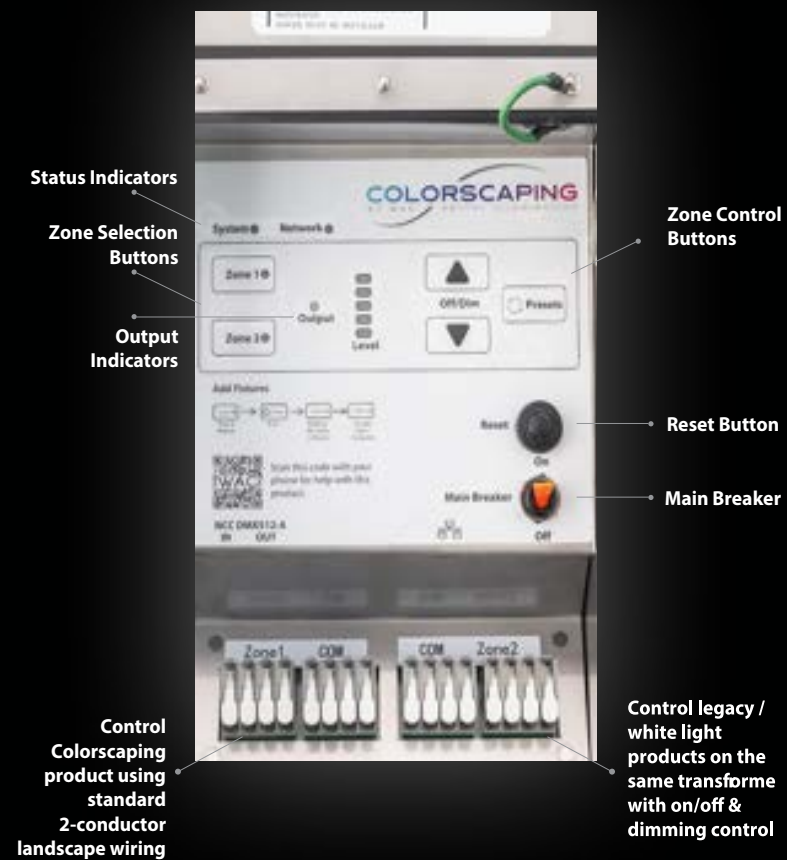
When you're the artist, color temperatures can be blended around the property to create maximum impact.



## WAYS TO ILLUMINATE YOUR LANDSCAPE WITH COLORSCAPING

- Make a white house "whiter" by lighting it to stand out against other homes
- Schedule beautiful sunrise and sunset scenes to enhance the warmth and beauty of your home
- Tune white light to make evergreen trees greener and Japanese maples redder
- Position luminaires in tall trees to cast a moonlighting effect on the ground and watch shadows change with the wind
- For outdoor entertaining and nighttime activities, use warm white light to deliver an inviting vibe and relaxing atmosphere
- For safety, security, or simply a stunning look, use cooler color temperatures to increase the visibility of your outdoor space

# INNOVATIVE TRANSFORMER CONTROL PANEL



## EASY FIXTURE DISCOVERY

Our innovative and smart transformer allows you to quickly install and test control of luminaries. Cycle through the presets of tunable whites and primary colors.

Offered with 150-watt and 300-watt capacities, the smart transformer enables robust wiring, as well as a surge protector against power surges and voltage spikes.

The transformer eliminates any confusion in the field with a proprietary discovery process—identifying each fixture and location so the luminaires can be added, changed, or paired with the appropriate transformer with the push of a button.

We provide multiple ways to control Colorscaping using Wi-Fi, wired ethernet or DMX.

Easily integrated with lighting and automation platforms via Standard DMX512 Protocol. Transformers are connected using appropriate category wire terminated at the transformer via RJ45 connectors. Each downstream fixture can have its own unique address and controlled independently, or grouped to create outdoor scenes via indoor wall stations or continually shifting schedules.

### Smart Magnetic Transformer - PATENT PENDING

Stainless Steel, 15V output, IP65 rated, UL 1838 listed  
See transformer spec sheet for details and its accessories

**8150CS-TRN-SS**  
150W Max

**8300CS-TRN-SS**  
300W Max

# TECHNOLOGY

## INDIVIDUAL CONTROL

Operate each run of Color Changing and Tunable White InvisiLED or Pixels independently, or create groups control. User presets allow you to change your lighting scheme on the fly.

## SCHEDULE

Create schedules - keep it simple with a 7-day weekly calendar, or get as granular as you want with 365-day calendar that automatically accounts for daylight saving time changes.

## COMMISSION

Commission your lighting scenes with our exclusive WAC app. Color and intensity adjustments are easily configured through the app. Then control it from anywhere in the world.

## INTEGRATION

Our DMX controller integrates with popular control systems through DMX512-A for Changing Color and Color Temperature adjustment as well as On/Off/Dim functions. Higher level integrations will be made available as these systems update. New functions will be made available through future over-the-air updates.



## WALL STATION SCENE DIMMING WALLSTATION

Featuring one button recall of four scenes, a dedicated off button, and dimming capability, the wall station enables essential lighting control for an area. The wall station is fully customizable via the WAC app.

Model	Finish	Input	L	W	H	Description
LED-WCT-WT	White	120-230VAC	4 $\frac{5}{8}$ "	2 $\frac{3}{4}$ "	1 $\frac{5}{8}$ "	Easy installation and simple way to control lighting. The sleek, aesthetic designs are suitable for all interior locations. Multi-scene selection, Up and Down brightness dimming control, dedicated Off button. Suitable for standard single NEMA wall box. Setup and configuration via WAC app, no physical adjustment needed. Wi-Fi communication is required.



ACCENT

UL US  
1838 listed

IP66

PATENT  
PENDING

ACCENT

- Adjustable beam angle from 20° - 60°
- Fixtures can be individually controlled in addition to grouping, scheduling and automations
- Full white light tunability from 2700K to 6500K
- Fixtures can generate an endless number of colors



Ordering Chart

15V

Fixture Finish Options:

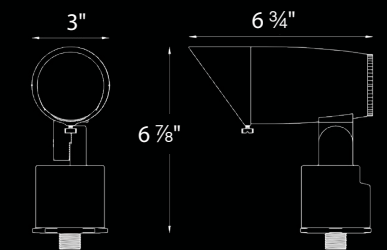
5811-CS

- BK** Black on Aluminum
- BZ** Bronze on Aluminum
- BBR** Bronze on Brass

Example: **5811-CSBZ**

Input	Power	Brightness	Beam Angle	CRI	Rated Life	
15VAC	15W / 16VA	White	570lm	20° - 60°	85	50,000 hours
		Red	185lm			
		Green	385lm			
		Blue	90lm			

Colorscaping Smart Transformer is required




Accessories

6" Long Shroud	Accent Snoot	Mounting Stake	Surface Mount Flange/Stake	Guardian Mount	Gutter Mount Bracket
5010-LSHR-BK 5010-LSHR-BZ 5010-LSHR-BBR	5010-SNOOT-BK 5010-SNOOT-BZ 5010-SNOOT-BBR	9000-ST9-BZ	5000-SCP-BK 5000-SCP-BZ 5000-SCP-BBR	9000-SP9-BZ	5000-GM-BK 5000-GM-BZ

9" Mounting stake, detachable shroud, 6' lead wire and direct burial gel filled wire nuts included

Tree Mount Junction Box	Extension Rods	Rod L-Coupler
5000-TCP-BK 5000-TCP-BZ	5000-X04-BZ,BK,BBR 5000-X08-BZ,BK,BBR 5000-X12-BZ,BK,BBR 5000-X18-BZ,BK,BBR 5000-X24-BZ,BK,BBR	5000-LCO-BK 5000-LCO-BZ

\*See Accessories page for more detail



# GRAND ACCENT

**UL** US  
1838 listed

IP66

PATENT  
PENDING

# GRAND ACCENT

- Adjustable beam angle from 20° - 70°
- Fixtures can be individually controlled in addition to grouping, scheduling and automations
- Full white light tunability from 2700K to 6500K
- Fixtures can generate an endless number of colors

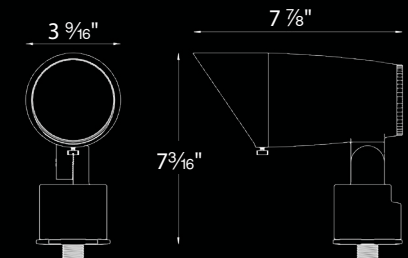


### Ordering Chart

15V	Fixture Finish Options:
<b>5812-CS</b>	<b>BK</b> Black on Aluminum <b>BZ</b> Bronze on Aluminum <b>BBR</b> Bronze on Brass
Example: <b>5812-CSBZ</b>	

Input	Power	Brightness	Beam Angle	CRI	Rated Life
15VAC	24W / 25VA	White 1120lm Red 375lm Green 735lm Blue 170lm	20° - 70°	85	50,000 hours

Colorscaping Smart Transformer is required



### Accessories

5" Long Shroud	Grand Accent Snoot	Mounting Stake	Surface Mount Flange/Stake	Guardian Mount	Gutter Mount Bracket
<b>5211-LSHR-BK</b> <b>5211-LSHR-BZ</b> <b>5211-LSHR-BBR</b>	<b>5211-SNOOT-BK</b> <b>5211-SNOOT-BZ</b> <b>5211-SNOOT-BBR</b>	<b>9000-ST9-BZ</b>	<b>5000-SCP-BK</b> <b>5000-SCP-BZ</b> <b>5000-SCP-BBR</b>	<b>9000-SP9-BZ</b>	<b>5000-GM-BK</b> <b>5000-GM-BZ</b>

9" Mounting stake, detachable shroud, 6' lead wire and direct burial gel filled wire nuts included

Tree Mount Junction Box	Extension Rods	Rod L-Coupler
<b>5000-TCP-BK</b> <b>5000-TCP-BZ</b>	<b>5000-X04-BZ, BK, BBR</b> <b>5000-X08-BZ, BK, BBR</b> <b>5000-X12-BZ, BK, BBR</b> <b>5000-X18-BZ, BK, BBR</b> <b>5000-X24-BZ, BK, BBR</b>	<b>5000-LCO-BK</b> <b>5000-LCO-BZ</b>

\*See Accessories page for more detail



# POWER ACCENT

**US**  
1838 listed

IP66

**PATENT  
PENDING**

# POWER ACCENT

- Fixed lens beam angles for more power
- Lens angle options: 15°, 25°, 45° and 60° included
- Fixtures can be individually controlled in addition to grouping, scheduling and automations
- Full white light tunability from 2700K to 6500K
- Fixtures can generate an endless number of colors

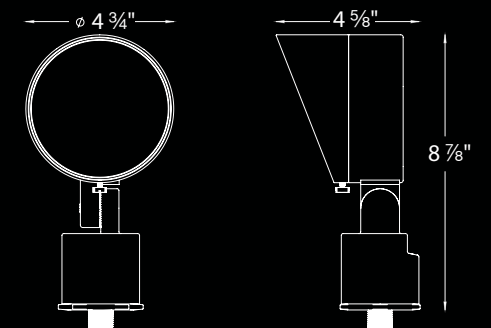


### Ordering Chart

15V	Fixture Finish Options:
<b>5813-CS</b>	<b>BK</b> Black on Aluminum
	<b>BZ</b> Bronze on Aluminum
	<b>BBR</b> Bronze on Brass
Example: <b>5813-CSBZ</b>	

Input	Power	Brightness	Beam Angle	CRI	Rated Life	
15VAC	14W / 15VA	White	1125lm	15°, 25°, 45°, 60°	85	50,000 hours
		Red	700lm			
		Green	1160lm			
		Blue	170lm			

*Colorscaping Smart Transformer is required*




### Accessories

Mounting Stake	Surface Mount Flange/Stake	Guardian Mount	Gutter Mount Bracket	Tree Mount Junction Box	Extension Rods	Rod L-Coupler
<b>9000-ST9-BZ</b>	<b>5000-SCP-BK</b> <b>5000-SCP-BZ</b> <b>5000-SCP-BBR</b>	<b>9000-SP9-BZ</b>	<b>5000-GM-BK</b> <b>5000-GM-BZ</b>	<b>5000-TCP-BK</b> <b>5000-TCP-BZ</b>	<b>5000-X04-BZ,BK,BBR</b> <b>5000-X08-BZ,BK,BBR</b> <b>5000-X12-BZ,BK,BBR</b> <b>5000-X18-BZ,BK,BBR</b> <b>5000-X24-BZ,BK,BBR</b>	<b>5000-LCO-BK</b> <b>5000-LCO-BZ</b>

*9" Mounting stake, detachable shroud, 6' lead wire and direct burial gel filled wire nuts included*

*\*See Accessories page for more detail*



# WALL WASH



PATENT  
PENDING

# WALL WASH

- A uniform wide distribution wall wash from a small form factor
- Fixtures can be individually controlled in addition to grouping, scheduling and automations
- Full white light tunability from 2700K to 6500K
- Fixtures can generate an endless number of colors



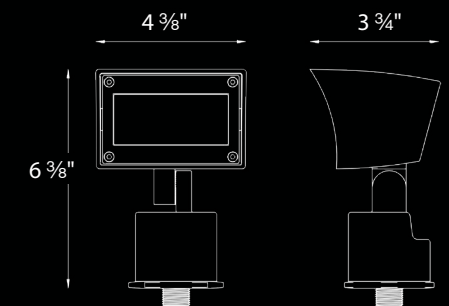
### Ordering Chart

15V	Fixture Finish Options:
<b>5821-CS</b>	<b>BK</b> Black on Aluminum
	<b>BZ</b> Bronze on Aluminum
	<b>BBR</b> Bronze on Brass

Example: **5821-CSBK**

Input	Power	Brightness	Beam Angle	CRI	Rated Life	
15VAC	16W / 24.5VA	White	1015lm	50° x 80°	85	50,000 hours
		Red	360lm			
		Green	680lm			
		Blue	140lm			

Colorscaping Smart Transformer is required



### Accessories

Mounting Stake	Surface Mount Flange/Stake	Guardian Mount	Gutter Mount Bracket
<b>9000-ST9-BZ</b>	<b>5000-SCP-BK</b>	<b>9000-SP9-BZ</b>	<b>5000-GM-BK</b>
<b>9000-ST14-BZ</b>	<b>5000-SCP-BZ</b> <b>5000-SCP-BBR</b>		

9" Mounting stake, detachable shroud, 6' lead wire and direct burial gel filled wire nuts included

Tree Mount Junction Box	Extension Rods	Rod L-Coupler
<b>5000-TCP-BK</b>	<b>5000-X04-BZ,BK,BBR</b>	<b>5000-LCO-BK</b> <b>5000-LCO-BZ</b>
<b>5000-TCP-BZ</b>	<b>5000-X08-BZ,BK,BBR</b>	
	<b>5000-X12-BZ,BK,BBR</b>	
	<b>5000-X18-BZ,BK,BBR</b>	
	<b>5000-X24-BZ,BK,BBR</b>	

\*See Accessories page for more detail





# IN-GROUND

**cUL** US  
1838 listed

**IP67**

**PATENT  
PENDING**

# IN-GROUND

- Adjustable beam angle from 20° - 70°
- Directional aim with +/- 20° Tilt
- Fixtures can be individually controlled in addition to grouping, scheduling and automations
- Full white light tunability from 2700K to 6500K
- Fixtures can generate an endless number of colors



### Ordering Chart

15V

Fixture Finish Options:

**5831-CS**

**BZ** Bronze on Aluminum  
**BBR** Bronze on Brass

Example: **5831-CSBZ**

Input	Power	Brightness	Beam Angle	CRI	Rated Life	
15VAC	23W / 24VA	White	1020lm	20° - 70°	85	50,000 hours
		Red	330lm			
		Green	720lm			
		Blue	175lm			

*Colorscaping Smart Transformer is required*

### Accessories

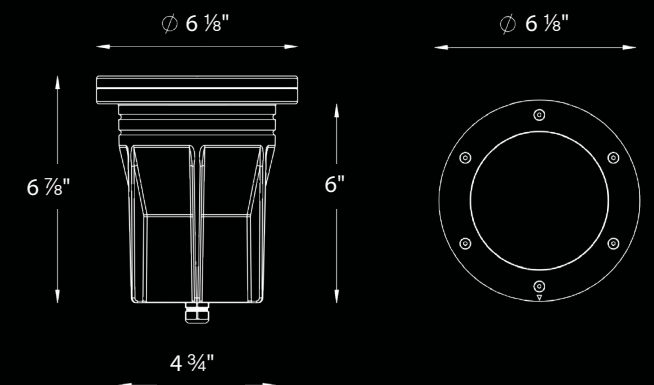
Rock Guard

Concrete Pour Kit

**5830-GRD-BZ**  
**5830-GRD-BBR**

**5830-PIP-PVC**

*\*See Accessories page for more detail*





TIKI



PATENT  
PENDING

TIKI

- Sturdy center mount design works well in applications where area illumination is desired
- Fixtures can be individually controlled in addition to grouping, scheduling and automations
- Full white light tunability from 2700K to 6500K
- Fixtures can generate an endless number of colors

Ordering Chart

15V

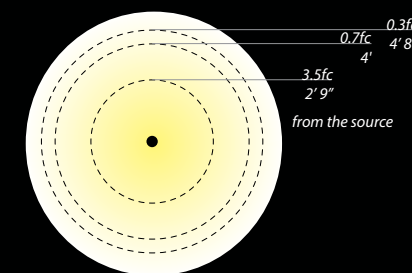
Fixture Finish Options:

<b>6841-CS</b>	<b>BK</b>	Black on Aluminum
	<b>BZ</b>	Bronze on Aluminum
	<b>BBR</b>	Bronze on Brass

Example: **6841-CSBZ**

Input	Power	Brightness	CRI	Rated Life	
15VAC	12W / 18.5VA	White	675lm	85	50,000 hours
		Red	230lm		
		Green	450lm		
		Blue	100lm		

Colorscaping Smart Transformer is required

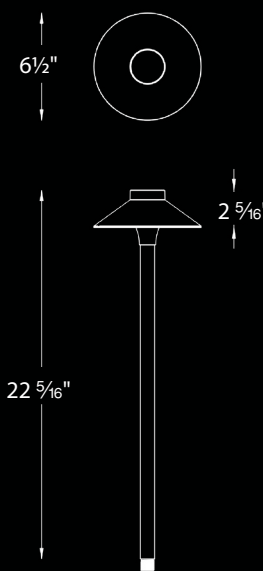



Accessories

9" Mounting Stake	14" Mounting Stake	Surface Mount Flange/Stake	Guardian Mount
<b>9000-ST9-BZ</b>	<b>9000-ST14-BZ</b>	<b>5000-SCP-BK</b> <b>5000-SCP-BZ</b> <b>5000-SCP-BBR</b>	<b>9000-SP9-BZ</b>

9" Mounting stake, detachable shroud, 6' lead wire and direct burial gel filled wire nuts included

\*See Accessories page for more detail





# LEDGE

**cUL** US  
1838 listed

IP66

PATENT  
PENDING

- Sleek linear design blends seamlessly into pathways while providing soft, even illumination
- Fixtures can be individually controlled in addition to grouping, scheduling and automations
- Full white light tunability from 2700K to 6500K
- Fixtures can generate an endless number of colors

### Ordering Chart

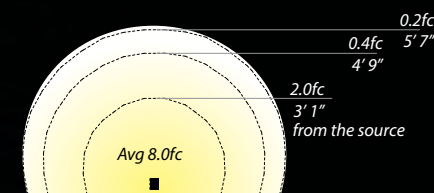
15V Fixture Finish Options:

**6881-CS** **BK** Black on Aluminum  
**BZ** Bronze on Aluminum

Example: **6881-CSBK**

Input	Power	Brightness	CRI	Rated Life	
15VAC	7W / 10VA	White	230lm	85	50,000 hours
		Red	80lm		
		Green	150lm		
		Blue	30lm		

Colorscaping Smart Transformer is required

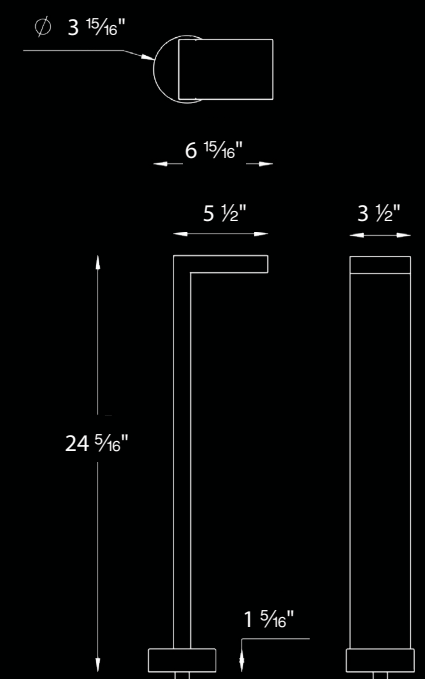



### Accessories

9" Mounting Stake	14" Mounting Stake	Surface Mount Flange/Stake	Guardian Mount
<b>9000-ST9-BZ</b>	<b>9000-ST14-BZ</b>	<b>5000-SCP-BK</b> <b>5000-SCP-BZ</b> <b>5000-SCP-BBR</b>	<b>9000-SP9-BZ</b>

9" Mounting stake, detachable shroud, 6' lead wire and direct burial gel filled wire nuts included  
\*See Accessories page for more detail

# LEDGE





# BALANCE

**UL** US  
1838 listed

IP66

PATENT  
PENDING

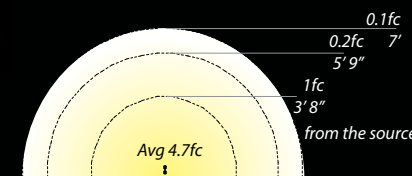
- Sleek linear design blends seamlessly into pathways while providing soft, even illumination
- Fixtures can be individually controlled in addition to grouping, scheduling and automations
- Full white light tunability from 2700K to 6500K
- Fixtures can generate an endless number of colors

### Ordering Chart

15V	Fixture Finish Options:	
<b>6861-CS</b>	<b>BK</b>	Black on Aluminum
	<b>BZ</b>	Bronze on Aluminum
Example: <b>6861-CSBZ</b>		

Input	Power	Brightness	CRI	Rated Life	
15VAC	7W / 10VA	White	310lm	85	50,000 hours
		Red	110m		
		Green	205lm		
		Blue	45lm		

Colorsclaping Smart Transformer is required

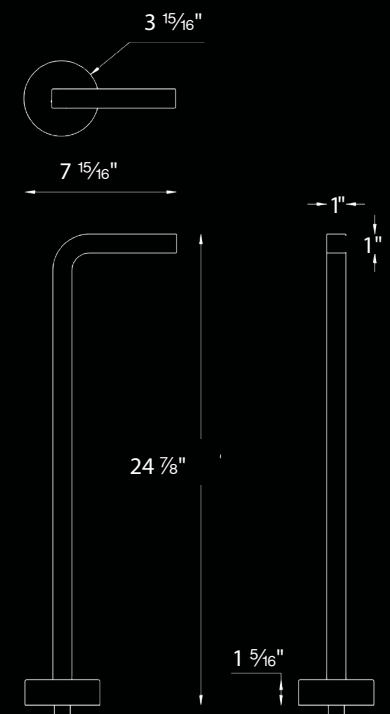


### Accessories

9" Mounting Stake	14" Mounting Stake	Surface Mount Flange/Stake	Guardian Mount
<b>9000-ST9-BZ</b>	<b>9000-ST14-BZ</b>	<b>5000-SCP-BK</b> <b>5000-SCP-BZ</b> <b>5000-SCP-BBR</b>	<b>9000-SP9-BZ</b>

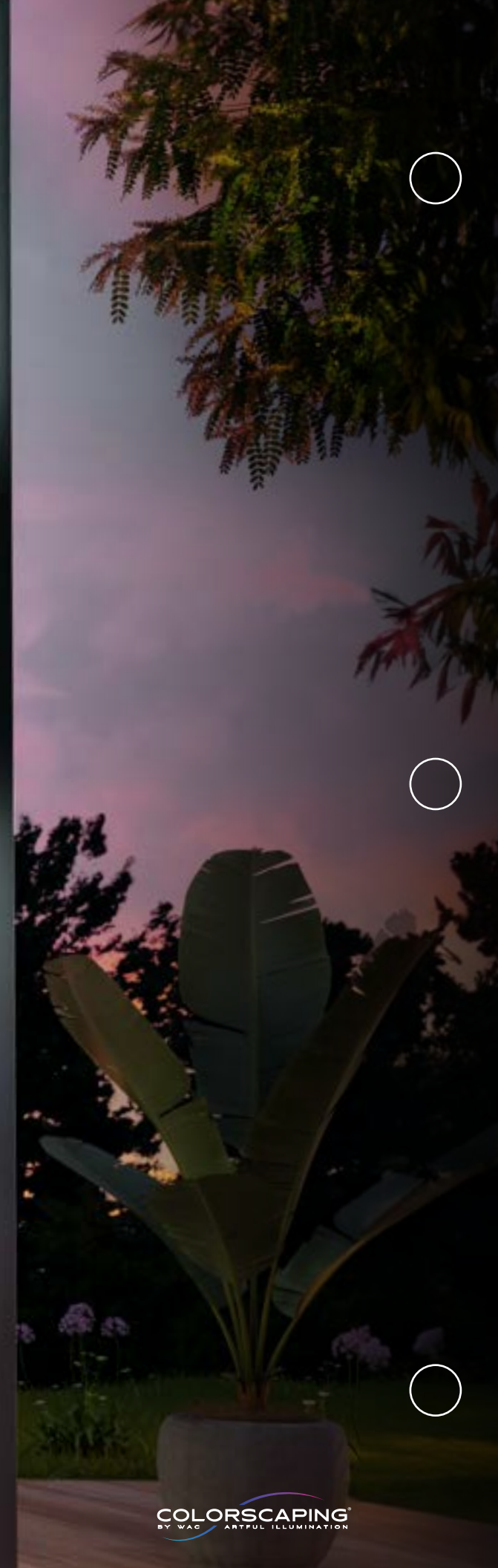
9" Mounting stake, detachable shroud, 6' lead wire and direct burial gel filled wire nuts included  
\*See Accessories page for more detail

# BALANCE





# CYLINDER WALL MOUNT



**UL** US  
1838 listed

IP66

PATENT  
PENDING

# CYLINDER WALL MOUNT

UP AND DOWN LIGHT

- Each fixture can be individually controlled
- Fixtures can be individually controlled in addition to grouping, scheduling and automations
- Full white light tunability from 2700K to 6500K
- Fixtures can generate an endless number of colors



### Ordering Chart

15V

Fixture Finish Options:

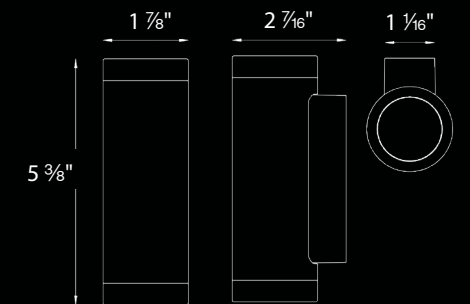
**3911-CS**

- BK** Black on Aluminum
- BZ** Bronze on Aluminum
- WT** White on Aluminum

Example: **3911-CSBZ**

Input	Power	Brightness	Beam Angle	CRI	Rated Life
15VAC	7W / 10VA	White 160lm Red 60lm Green 150lm Blue 30lm	80°	85	50,000 hours

Colorsclaping Smart Transformer is required  
10' lead wire included





# HARDSCAPE

**UL** US  
1838 listed

IP66

PATENT  
PENDING

# HARDSCAPE

- Quick Release connection at fixture to easily detach from capstone bracket after installation
- Fixtures can be grouped and controlled together
- Fixtures contain discrete, warm, and a cool white LEDs for full tunability
- Fixtures can generate an endless number of colors



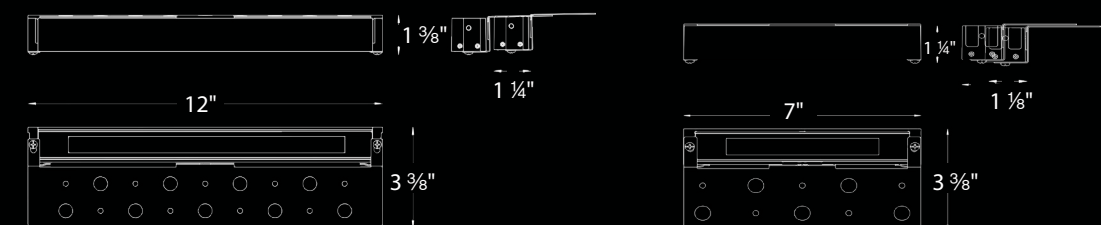
### Ordering Chart

7"	12"	Fixture Finish Options:	
<b>7872-CS</b>	<b>7822-CS</b>	<b>BK</b>	<i>Black on Aluminum</i>
		<b>BZ</b>	<i>Bronze on Aluminum</i>
		<b>BBR</b>	<i>Bronze on Brass</i>

*Example: 7872-CSBK*

	Input	Power	Brightness	Beam Angle	CRI	Rated Life
<b>7 INCH</b>	15VAC	7W / 10VA	White	400lm	85	50,000 hours
			Red	125lm		
			Green	270lm		
			Blue	60lm		
<b>12 INCH</b>	15VAC	14W / 21VA	White	825lm	85	50,000 hours
			Red	275lm		
			Green	550lm		
			Blue	120lm		

*6' lead wire and direct burial gel filled wire nuts included  
Colorscaping Smart Transformer is required*



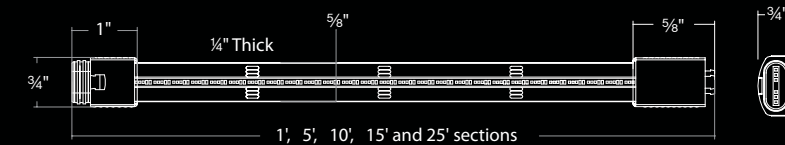


# TAPE LIGHT

UL US IP66 PATENT PENDING

# TAPE LIGHT

- Weatherproof Resilience for All Conditions
- Advanced IP66 Rated Protective Silicone Jacket
- Vivid full color spectrum
- Precisely Tunable White Light for Perfect Ambiance
- High-Definition Vivid White Illumination with Superior CRI
- Effortless Connectivity: plug and play connectors offer easy integration and hassle-free installation
- Comprehensive Smart Home System Compatibility
- Field-cut Customizable LED Tape Lengths




### Ordering Chart

24VDC	Fixture Finish:	Input	Power	Lm/ft	Color Temp	CRI	Rated Life
<b>01</b> 1 foot	<b>CC</b> White	24VDC	3.57W/FT * 5.5W/FT **	White	100 lm/ft	90	50,000 hours
<b>05</b> 5 feet				Red	9.7 lm/ft		
<b>10</b> 10 feet				Green	34 lm/ft		
<b>15</b> 15 feet				Blue	10.4 lm/ft		
<b>25</b> 25 feet							

Example: **T24-OD-01-CC**

\*Mobil App/Wall Station Control \*\*DMX Control



Controller	Input	Output
<b>915CS-CTR-WT</b>	9-15VAC 11W/17VA	24VDC/96W MAX

A controller is required for the system to work

Example: **915CS-CTR-WT**

### Max Run Length / Control Through

Total Length of Lead Wire Between Controller Tape	My WAC App & Wall Station	DMX
3ft	25ft	15ft
6ft	25ft	15ft
9ft	25ft	15ft
12ft	22ft	14ft
18ft	15ft	10ft
24ft	12ft	8ft
30ft	10ft	6ft
40ft	7ft	5ft

Calculation based on 6 ft. lead wire between Power Supply and controller

### "Wiring Diagram"

















### Accessories

Joiner Cable	Y Connector	X Connector	End Cap	5' Clear Channel	Surface Mounting Clip	Edge Mounting Clip	Underside Mounting Clip
T24-OD-IC6-WT T24-OD-IC12-WT T24-OD-IC72-WT T24-OD-IC120-WT	T24-OD-Y-WT	T24-OD-X-WT	T24-OD-EC-WT	T24-OD-CH5-CL	T24-OD-C1-WT	T24-OD-C2-WT	T24-OD-C3-WT









\*See Accessories page for more detail

## ACCESSORIES

### MOUNTING + GLARE CONTROL

9" Mounting Stake		<b>9000-ST9-BZ</b>	Bronze	Durable PC stake
14" Mounting Stake		<b>9000-ST14-BZ</b>	Bronze	Durable PC stake
Surface Mount Flange/Stake		<b>5000-SCP-BK</b> <b>5000-SCP-BZ</b> <b>5000-SCP-BBR</b>	Black on Aluminum Bronze on Aluminum Bronze on Brass	Includes three 7 inch threaded stainless steel stabilizing pins for ground mounting or surface mounts with four screws or over a junction box
Guardian Mount		<b>9000-SP9-BZ</b>	Stainless Steel	Heavy duty stainless steel spike to position fixture
Grand Accent Snoot		<b>5211-SNOOT-BK</b> <b>5211-SNOOT-BZ</b> <b>5211-SNOOT-BBR</b>	Black on Aluminum Bronze on Aluminum Bronze on Brass	Shields lamp and reduces glare
Accent Snoot		<b>5010-SNOOT-BK</b> <b>5010-SNOOT-BZ</b> <b>5010-SNOOT-BBR</b>	Black on Aluminum Bronze on Aluminum Bronze on Brass	Shields lamp and reduces glare
6" Long Shroud		<b>5010-LSHR-BK</b> <b>5010-LSHR-BZ</b> <b>5010-LSHR-BBR</b>	Black on Aluminum Bronze on Aluminum Bronze on Brass	Reduce glare. Ideal for downlighting application.
5" Long Shroud		<b>5211-LSHR-BK</b> <b>5211-LSHR-BZ</b> <b>5211-LSHR-BBR</b>	Black on Aluminum Bronze on Aluminum Bronze on Brass	Reduce glare. Ideal for downlighting application.
Gutter Mount Bracket		<b>5000-GM-BZ</b> <b>5000-GM-BK</b>	Stainless Steel	Stainless Steel universal mounting bracket for gutter mounting fixture
Tree Mount Junction Box		<b>5000-TCP-BK</b> <b>5000-TCP-BZ</b>	Black on Aluminum Bronze on Aluminum	Bronze on Aluminum box with Stainless steel mounting screws. Two 1/2" NPT threaded holes.
Extension Rods		<b>5000-X04-BZ</b> 4 in <b>5000-X04-BK</b> 4 in <b>5000-X04-BBR</b> 4 in <b>5000-X08-BZ</b> 8 in <b>5000-X08-BK</b> 8 in <b>5000-X08-BBR</b> 8 in <b>5000-X12-BZ</b> 12 in <b>5000-X12-BK</b> 12 in <b>5000-X12-BBR</b> 12 in	<b>5000-X18-BZ</b> 18 in <b>5000-X18-BK</b> 18 in <b>5000-X18-BBR</b> 18 in <b>5000-X24-BZ</b> 24 in <b>5000-X24-BK</b> 24 in <b>5000-X24-BBR</b> 24 in	Extends distance between Accent light and Surface Mount Canopy, Stake, or Tree Mount box
Rod L-Coupler		<b>5000-LCO-BK</b> <b>5000-LCO-BZ</b>	Black Bronze	Extension rod coupler
Rock Guard		<b>5830-GRD-BZ</b> <b>5830-GRD-BBR</b>	Bronze on Aluminum Bronze on Brass	Protects the fixture face
Concrete Pour Kit		<b>5830-PIP-PVC</b>	Shown with temporary dense foam cap	For installation in concrete Five 1/2" NPT threaded holes, PVC

## TAPE LIGHT

	5' Clear Channel	<b>T24-OD-CH5-CL</b>	5 feet Includes mounting hardware
	Invisible Clip	<b>T24-OD-C3-WT</b>	Spring clip secures beneath tape (10pcs)
	Surface Mounting Clip	<b>T24-OD-C1-WT</b>	For installation on non-flat surfaces where there is no edge contact (10pcs/pack)
	Edge Mounting Clip	<b>T24-OD-C2-WT</b>	For installation on non-flat surfaces, allows for contact on one edge (10 pcs/pack)
	End Cap	<b>T24-OD-EC-WT</b>	Seal cut end with silicone after adding end cap
	Joiner Cable	<b>T24-OD-IC6-WT</b> <b>T24-OD-IC12-WT</b> <b>T24-OD-IC72-WT</b> <b>T24-OD-IC120-WT</b>	6 inch 1 foot 6 feet 10 feet
	4 Way "X" Connector	<b>T24-OD-X-WT</b>	
	3 Way "Y" Connector	<b>T24-OD-Y-WT</b>	

## WARRANTY

WAC Colorscaping products carry a (10) year warranty on 12v electronics, (5) years on outdoor finishes on aluminum housings, (10) years on outdoor finishes on brass housings, lifetime on stainless steel.

For more information, visit [wacighting.com/warranty](http://wacighting.com/warranty)



## Headquarters

Tel: 800.526.2588  
Fax: 800.526.5285  
44 Harbor Park Dr  
Port Washington, NY 11050

## Distribution and Assembly Facilities

### South East

1600 Distribution Ct  
Lithia Springs, GA 30122

### Central

1700 South J Elmer Freeway  
Suite 100  
Cedar Hill, TX 75104

### West

1750 S Archibald Ave  
Ontario, CA 91761

Consult our facility to take advantage of our custom capabilities in large quantities.  
For up to date product specifications and assistance  
please visit [wacighting.com](http://wacighting.com)  
or call  
**1-800-526-2588**



QR

[WACLIGHTING.COM/COLORSCAPING](http://WACLIGHTING.COM/COLORSCAPING)

WAC Lighting technology and designs are protected by several patents and patent applications. WAC Lighting will not hesitate to enforce its intellectual property rights through injunctive relief and seek further relief through damages if it has reason to believe its patents are being infringed.

Copyright © 2023 WAC Lighting. All rights reserved. This catalog is copyrighted and [WAC Lighting] will use all measures available to it under the law against anyone who copies or derives from its copyrighted work.

WAC Lighting retains the right to modify the design of its products at any time as part of the company's continuous improvement program. Please refer to our website for the latest product specifications.