

# *Furl's Crochet Trapped in Love Poncho*

*Designed by Kathy Lashley*



## MATERIALS

- Lion Brand Heartland #4 Worsted Weight Yarn, 100% acrylic, 251 yards/142 grams, Colorway: Badlands 4(5,6 skeins)
- Furls J Hook/6.0mm
- Tapestry Needle

## GAUGE

13 sc and  
12 rows = 4"

## FINISHED SIZE

Width at longest point is 49".  
Neck = 9", Center to Hem 20"  
Outside edge to Hem is 23"

## NOTES

- \* Chain-1 at beginning of round does not count as a stitch.
- \* Chain-2 at beginning of round does not count as a stitch.
- \* Chain-3 at beginning of round counts as first dc.
- \* Multiples of 11
- \* Repeat Rounds are provided in the pattern to obtain your desired width and length.

## Special Stitches:

5-st Shell: (Dc, ch 1, dc, ch 1, dc) in indicated stitch or space.

7-st Shell: [(Dc, ch 1) 3 times, dc] in indicated stitch or space.

9-st Shell: [(Dc, ch 1) 4 times, dc] in indicated stitch or space.

11-st Shell: [(Dc, ch 1) 5 times, dc] in indicated stitch or space.







V-st: (Dc, ch 1, dc) in indicated stitch or space.

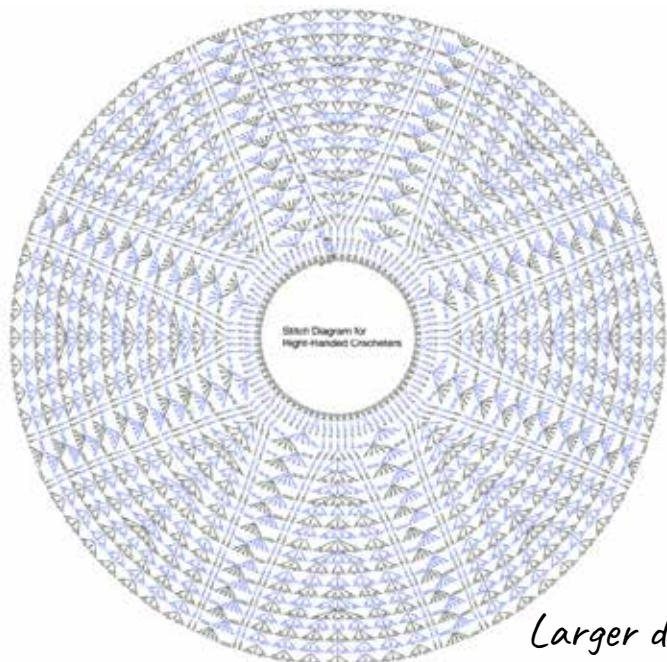
Picot: Ch 3, sl st in 3rd ch from hook.

## Abbreviations

ch - chain  
dc - double crochet  
rem - remain  
sc - single crochet  
sl st - slip stitch  
sp(s) - spaces  
st(s) - stitch(es)

## KEY

-	slip stitch		5-st Shell
o	chain		7-st Shell
x	single crochet		9-st Shell
†	double crochet		11-st Shell
	V-stitch		11-st Shell



*Who's ready to  
stitch?*

Larger diagram [here](#).

# Pattern

**Round 1:** Ch 77 join by sl st to first ch, ch 1 (See Pattern Notes), sc in first ch, sc in next ch and each rem ch around, join by sl st to first st. [77 sc]

**Round 2:** Ch 2 (See Pattern Notes), dc in first st, dc in next 5 sts, 2 dc in next st, \*dc in next 6 sts, 2 dc in next st, repeat from \* around, join by sl st to first st. [88 dc]

**Round 3:** Ch 1, sc in first st, sc in next st and each rem st around, join by sl st to first st. [88 sc]

*You will now start turning your work after each round.*

**Round 4:** Ch 3 (See Pattern Notes), dc in next 4 sts, \*skip next 2 sts, 5 dc in next st, ch 2, skip next 3 sts\*\*, dc in next 5 sts, repeat from \* around, ending last repeat at \*\*, join by sl st to top of ch-3, turn. [80 dc; 8 ch-2 sps]

**Round 5:** Ch 3, \*5 dc in next st, ch 2, skip next 4 sts, dc in next 2 sts, V-st\*\* (See Special Stitches) in next st, dc in next 2 sts, skip next ch-2 sp, repeat from \* around, ending last repeat at \*\*, dc in last st, join by sl st to top of ch-3, turn. [72 dc; 8 V-sts; 8 ch-2 sps]

**Round 6:** Ch 3, dc in next st, \*5-st Shell (See Special Stitches) in next ch-1 sp, skip dc of V-st, dc in next 2 sts, skip next ch-2 sp, 5 dc in next st, ch 2, skip next 4 sts\*\*, dc in next 2 sts, repeat from \* around, ending last repeat at \*\*, join by sl st to top of ch-3, turn. [72 dc; 8 5-st Shells; 8 ch-2 sps]

**Round 7:** Ch 3, \*skip next ch-2 sp, 5 dc in next st, ch 2, skip next 4 sts, dc in next 2 sts, 7-st Shell (See Special Stitches) in center dc of next 5-st shell, skip last dc of shell\*\*, dc in next 2 sts, repeat from \* around, ending last repeat at \*\*, dc in last st, join by sl st to top of ch-3, turn. [72 dc; 8 7-st Shells; 8 ch-2 sps]

**Round 8:** Ch 3, dc in next st, \*9-st Shell (See Special Stitches) in center ch-1 sp of next 7-st Shell, skip last 2 dc of shell, dc in next 2 sts, skip next ch-2 sp, 5 dc in next st, ch 2, skip next 4 sts\*\*, dc in next 2 sts, repeat from \* around, ending last repeat at \*\*, join by sl st to top of ch-3, turn. [72 dc; 8 9-st Shells; 8 ch-2 sps]

**Round 9:** Ch 3, \*skip next ch-2 sp, 5 dc in next st, ch 2, skip next 4 sts, dc in next 2 sts, 11-st Shell (See Special Stitches) in center dc of 9-st shell, skip last 2 dc of shell\*\*, dc in next 2 sts, repeat from \* around, ending last repeat at \*\*, dc in last st, join by sl st to top of ch-3, turn. [72 dc; 8 11-st Shells; 8 ch-2 sps]

**Round 10:** Ch 3, dc in next st, \*skip next (1 dc, ch-1 sp), 5-st Shell in next st, skip next (ch-1 sp, 1 dc), V-st in next ch-1 sp, skip next (1 dc, ch-1 sp), 5-st shell in next st, skip last dc of shell, dc in next 2 sts, skip next ch-2 sp, 5 dc in next st, ch 2, skip next 4 sts\*\*, dc in next

next 2 sts, repeat from \* around, ending last repeat at \*\*, join by sl st to top of ch-3, turn. [72 dc; 16 5-st Shells; 8 V-sts; 8 ch-2 sps]

**Round 11:** Ch 3, \*skip next ch-2 sp, 5 dc in next st, ch 2, skip next 4 sts, dc in next 2 sts, 5-st Shell in center dc of next 5-st Shell, 5-st Shell in center ch-1 sp of next V-st, 5-st Shell in center dc of next 5-st Shell, skip last dc of shell\*\*, dc in next 2 sts, repeat from \* around, ending last repeat at \*\*, dc in last st, join by sl st to top of ch-3, turn. [72 dc; 24 5-st Shells; 8 ch-2 sps]

**Round 12:** Ch 3, dc in next st, \*5-st Shell in center dc of next 5-st Shell, 7-st Shell in center dc of next 5-st Shell, 5-st Shell in center dc of next 5-st Shell, dc in next 2 sts, skip next ch-2 sp, 5 dc in next st, ch 2, skip next 4 sts\*\*, dc in next 2 sts, repeat from \* around, ending last repeat at \*\*, join by sl st to top of ch-3, turn. [72 dc; 16 5-st Shells; 8 7-st Shells; 8 ch-2 sps]

**Round 13:** Ch 3, \*skip next ch-2 sp, 5 dc in next st, ch 2, skip next 4 sts, dc in next 2 sts, 5-st Shell in center dc of next 5-st Shell, 9-st Shell in center ch-1 sp of next 7-st Shell, 5-st shell in center dc of next 5-st Shell, skip last dc of shell\*\*, dc in next 2 sts, repeat from \* around, ending last repeat at \*\*, dc in last st, join by sl st to top of ch-3, turn. [72 dc; 16 5-st Shells; 8 9-st Shells; 8 ch-2 sps]

**Round 14:** Ch 3, dc in next st, \*5-st Shell in center dc of next 5-st Shell, 11-st Shell in center dc of next 9-st Shell, 5-st Shell in center dc of next 5-st Shell, dc in next 2 sts, skip next ch-2 sp, 5 dc in next st, ch 2, skip next 4 sts\*\*, dc in next 2 sts, repeat from \* around, ending last repeat at \*\*, join by sl st to top of ch-3, turn. [72 dc; 16 5-st Shells; 8 11-st Shells; 8 ch-2 sps]

**Round 15:** Ch 3, \*skip next ch-2 sp, 5 dc in next st, ch 2, skip next 4 sts, dc in next 2 sts, 5-st Shell in center dc of next 5-st Shell, skip next (1 dc, ch-1 sp), 5-st Shell in next st, skip next (ch-1 sp, 1 dc) V-st in next ch-1 sp, skip next (1 dc, ch-1 sp), 5-st Shell in next st, 5-st Shell in center dc of next 5-st Shell, skip last dc of shell\*\*, dc in next 2 sts, repeat from \* around, ending last repeat at \*\*, dc in last st, join by sl st to top of ch-3, turn. [72 dc; 32 5-st Shells; 8 V-sts; 8 ch-2 sps]

**Round 16:** Ch 3, dc in next st, \*[5-st Shell in center dc of next 5-st Shell] 2 times, 5-st Shell in center ch-1 sp of next V-st, [5-st Shell in center dc of next 5-st Shell] 2 times, skip last dc of shell, dc in next 2 sts, skip next ch-2 sp, 5 dc in next st, ch 2, skip next 4 sts\*\*, dc in next 2 sts, repeat from \* around, ending last repeat at \*\*, join by sl st to top of ch-3, turn. [72 dc; 40 5-st Shells; 8 ch-2 sps]

**Round 17:** Ch 3, \*skip next ch-2 sp, 5 dc in next st, ch 2, skip next 4 sts, dc in next 2 sts, [5-st Shell in center dc of next 5-st Shell] 2 times, 7-st Shell in center dc of next 5-st Shell, [5-st Shell in center dc of next 5-st Shell] 2 times, skip last dc of shell\*\*, dc in next 2 sts, repeat from \* around, ending last repeat at \*\*, dc in last st, join by sl st to top of ch-3, turn. [72 dc; 32 5-st Shells; 8 7-st Shells; 8 ch-2 sps]

**Round 18:** Ch 3, dc in next st, \*[5-st Shell in center dc of next 5-st Shell] 2 times, 9-st Shell in center ch-1 sp of next 7-st Shell, [5-st Shell in center dc of next 5-st Shell] 2 times, skip last dc of shell, dc in next 2 sts, skip next ch-2 sp, 5 dc in next st, ch 2, skip next 4 sts\*\*, dc in next 2 sts, repeat from \* around, ending last repeat at \*\*, join by sl st to top of ch-3, turn. [72 dc; 32 5-st Shells; 8 9-st Shells; 8 ch-2 sps]

**Round 19:** Ch 3, \*skip next ch-2 sp, 5 dc in next st, ch 2, skip next 4 sts, dc in next 2 sts, [5-st Shell in center dc of next 5-st Shell] 2 times, 11-st Shell in center dc of next 9-st Shell, [5-st Shell in center dc of next 5-st Shell] 2 times, skip last dc of shell\*\*, dc in next 2 sts, repeat from \* around, ending last repeat at \*\*, dc in last st, join by sl st to top of ch-3, turn. [72 dc; 32 5-st Shells; 8 11-st Shells; 8 ch-2 sps]

**Round 20:** Ch 3, dc in next st, \*[5-st Shell in center dc of next 5-st Shell] 2 times, skip next (1 dc, ch-1 sp), 5-st Shell in next st, skip next (ch-1 sp, 1 dc), V-st in next ch-1 sp, skip next (1 dc, ch-1 sp), 5-st Shell in next st, [5-st Shell in center dc of next 5-st Shell] 2 times, skip last dc of shell, dc in next 2 sts, skip next ch-2 sp, 5 dc in next st, ch 2, skip next 4 sts\*\*, dc in next 2 sts, repeat from \* around, ending last repeat at \*\*, join by sl st to top of ch-3, turn. [72 dc; 48 5-st Shells; 8 V-sts; 8 ch-2 sps]

**Round 21:** Ch 3, \*skip next ch-2 sp, 5 dc in next st, ch 2, skip next 4 sts, dc in next 2 sts, [5-st Shell in center dc of next 5-st Shell] 3 times, 5-st Shell in ch-1 sp of next V-st, [5-st Shell in center dc of next 5-st Shell] 3 times, skip last dc of shell\*\*, dc in next 2 sts, repeat from \* around, ending last repeat at \*\*, dc in last st, join by sl st to top of ch-3, turn. [72 dc; 32 5-st Shells; 8 V-sts; 8 ch-2 sps]

To continue increasing in width, repeat rows 17-21 as many times as desired, adding one 5-st Shell to each repeat each time the 5-row set is repeated. The sample poncho did not repeat rows 17-21.

**Round 22:** Ch 3, dc in next st, \*[5-st Shell in center dc of next 5-st Shell] 7 times, skip last dc of shell, dc in next 2 sts, skip next ch-2 sp, 5 dc in next st, ch 2, skip next 4 sts\*\*, dc in next 2 sts, repeat from \* around, ending last repeat at \*\*, join by sl st to top of ch-3, turn. [72 dc; 56 5-st Shells; 8 ch-2 sps]

**Round 23:** Ch 3, \*skip next ch-2 sp, 5 dc in next st, ch 2, skip next 4 sts, dc in next 2 sts, [5-st Shell in center dc of next 5-st Shell] 7 times, skip last dc of shell\*\*, dc in next 2 sts, repeat from \* around, ending last repeat at \*\*, dc in last st, join by sl st to top of ch-3, turn. [72 dc; 56 5-st Shells; 8 ch-2 sps]

Repeat Rows 22-23 until you have reached your desired length. *Do not fasten off.*

Move onto the edging.

## EDGING

**Round 1:** Ch 1, sc around placing 1 sc in each dc and ch-1 sp and 2 sc in each ch-2 sp, join by sl st to first st. [368 sc]

**Round 2:** Ch 1, (sc, ch 3, sc) in first st, skip next st, \*(sc, ch 3, sc) in next st, skip next st, repeat from \* around, join by sl st to first st. [184 ch-3 sps]

**Round 3:** Ch 1, sc in first ch-3 sp, picot, ch 1, \*sc in next ch-3 sp, picot, ch 1, repeat from \* around, join by sl st to first st. [184 picots]

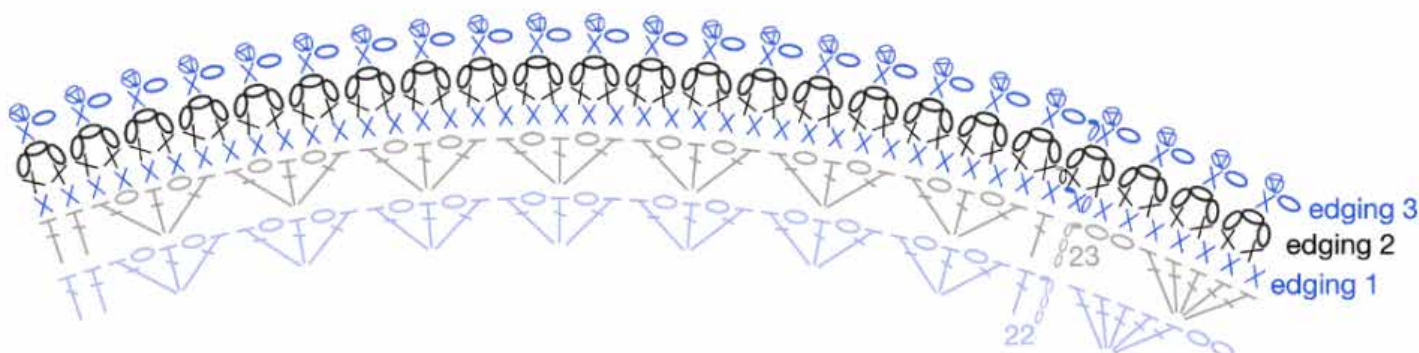
*Fasten off.* Weave in the ends.

### EDGING KEY

-	slip stitch
o	chain
x	single crochet
⊗	picot

### EDGING

stitch diagram for right-handed crocheters



Pattern published and developed by Furls, LLC 2018

Pattern written by Lorene Eppolite 2018

PDF made with **love** by Miriam Rice

© Furls Crochet  
All rights reserved

This pattern is published subject to the condition that it shall not, by way of trade or otherwise, be lent, sold, hired out, or otherwise circulated without the publisher's prior consent in any form other than that in which it is published. This pattern may be shared and promoted in its fullness as long as credit is given to the publisher



*[www.furlscrochet.com](http://www.furlscrochet.com)*