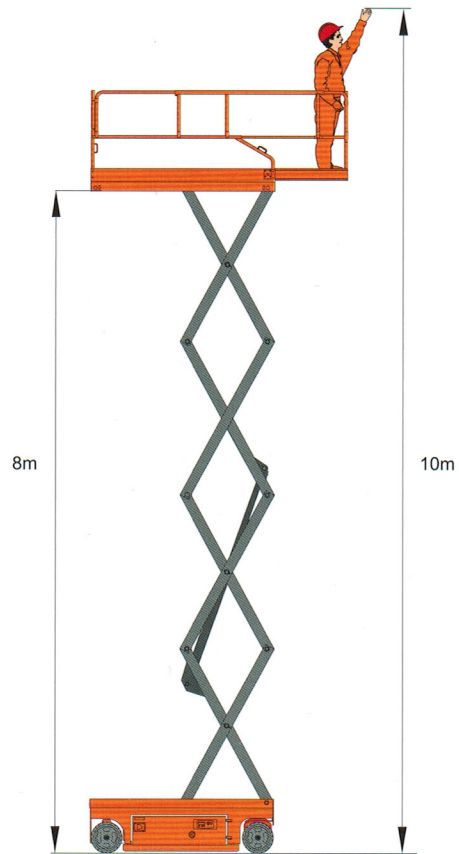
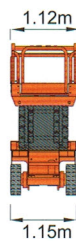
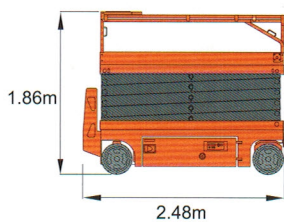


ELECTRIC SCISSOR LIFTS

E-Tech

S0812E



S.W.L	450kg/992lb
S.W.L on extension	113kg/249lb
Max Occupants	2



Working height	10.0m/32ft9in
Platform floor height	8.0m/26ft3in



Overall length	2.48m/8ft1in
Overall width	1.15m/3ft9in
Overall height(Rails up)	2.34m/7ft8in
Overall height(Rails down)	1.86m/6ft1in
Platform size	2.27X1.12m/7ft5inX3ft8in
Platform extension size	0.9m/2ft11in
Ground clearance(Stowed)	0.1m/4in
Ground clearance(Raised)	0.019m/0.7in
Wheelbase	1.87m/6ft2in
Turning radius(Inside)	0m
Turning radius(Outside)	2.33m/7ft7in



Drive motors	24V/ 1.5kw
Lifting motor	24V/ 3kw



Travel speed(Stowed)	5km/h 3miles/h
Travel speed(Raised)	0.8km/h 0.5miles/h
Up/Down speed	30 / 33sec



Batteries	4X6 V/210 Ah
Integrated charger	24V/ 25 A



Gradeability	25%
Maximum working slope	2 - 3 °



Tyres	Φ381X127mm
-------	------------



Weight	2300kg/5070lb
--------	---------------

Standard Equipment

- Proportional controls
- Automatic pothole protection
- Self-lock gate on platform
- Drivable at full height
- Non marking tyres
- 2WD
- Automatic brakes system
- Emergency lowering system
- Emergency stop buttons
- Cylinder holding valve
- Onboard diagnostic system
- Tilt sensor with alarm
- Motion Alarms

- Horn
- Hour meter
- Safety brackets
- Forklift pockets
- Folding handrails
- Extended platform
- Charger protection
- Flashing beacon
- AC power to the platform

Options

- Platform work lights
- Airline to the platform

