



**STANDARD EQUIPMENT**


- Proportional controls
- AC power to platform
- Overload system with alarm
- Non-marking tyres
- Safety electric pump
- Hour meter
- Tilt sensor
- 360° continuous turntable rotation
- Self-levelling platform
- Foot switch
- 4x4 drive
- Foam-filled tyres
- Onboard diagnostic system
- All motion alarm
- Horn
- Flashing beacon
- Zero emission

**OPTIONS:**

- Platform work lights

# Apollo

## SELF-PROPELLED ARTICULATING BOOM LIFTS (BATTERY ELECTRIC)



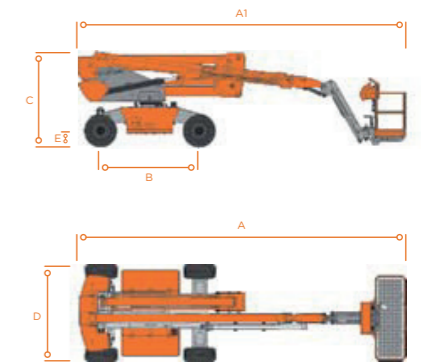
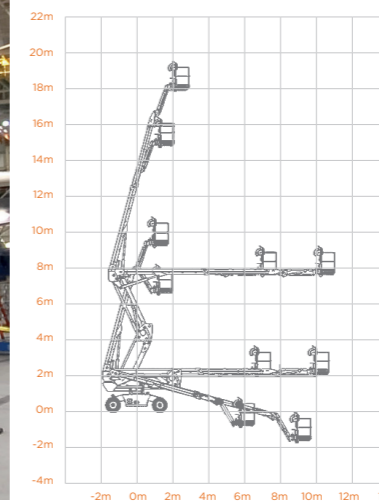
GRADEABILITY



BATTERIES



UNDERGROUND REACH



	S.W.L	230kg
	MAX. OCCUPANTS	2
	MAX. WORKING HEIGHT	20.23m
	MAX. PLATFORM HEIGHT	18.23m
	MAX. HORIZONTAL REACH	11.14m
	TURNTABLE TAILSWING UP AND OVER CLEARANCE	0.63m
	UP AND OVER CLEARANCE	7.65m
	OVERALL LENGTH (STOWED)	8.61m
	OVERALL LENGTH (TRANSPORT)	6.71m
	OVERALL WIDTH	2.49m
	OVERALL WIDTH (TRANSPORT)	2.30m
	OVERALL HEIGHT	2.44m
	OVERALL HEIGHT (TRANSPORT)	2.45m
	PLATFORM SIZE (LENGTH/WIDTH)	2.20m x 0.80m
	GROUND CLEARANCE	0.34m
	WHEELBASE	2.60m
	TURNING RADIUS (INSIDE/OUTSIDE)	3.37m/5.37m
	TURRET ROTATION	360° continuous
	PLATFORM ROTATION	+/-90°
	JIB MOVEMENT	+70°/-60°
	BATTERIES	8x6V/420Ah
	INTEGRATED CHARGER	48V/35A
	DRIVE MOTOR	AC 48V/3.3kW
	LIFTING MOTOR	48V/3.8kW
	TRAVEL SPEED	6.1km/h
	Stowed	≤1.1km/h
	Raised	12.5m/s
	Wind Rated	
	GRADEABILITY	40%
	MAXIMUM WORKING SLOPE	5°
	HYDRAULIC TANK	67L
	TYRES	315/55 D20
	GROSS WEIGHT	8360kg