



Apollo



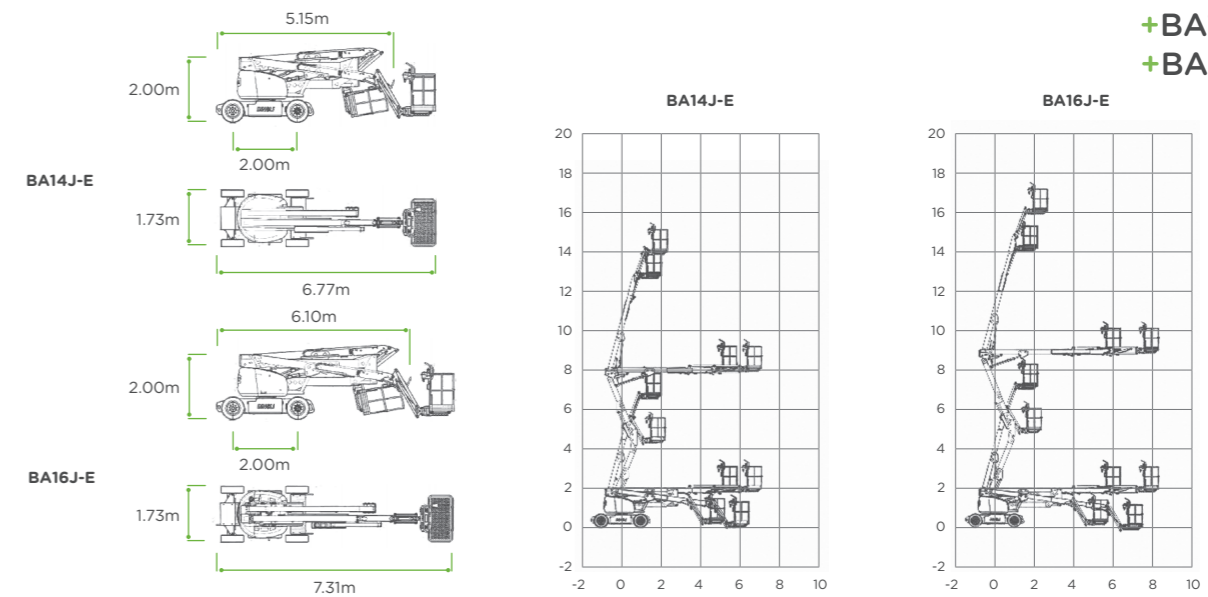


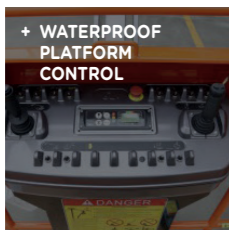
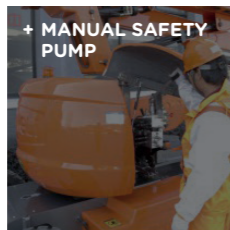

SELF-PROPELLED ARTICULATING BOOM LIFTS (ELECTRIC DRIVE)

STANDARD FEATURES

- + Proportional controls
- + Manual safety pump
- + Hour meter
- + Tilt sensor
- + 360° turntable rotation
- + Self-levelling platform
- + Deadman system
- + Foam-filled tyres
- + 4x2 AC drive
- + Onboard diagnostic system
- + All motion alarm
- + Horn
- + Flashing beacon
- + Zero emission
- + Overload sensor with alarm

OPTIONAL EXTRAS

- + Non-marking tyres
- + AC power on platform
- + Platform work lights



	BA14J-E	BA16J-E
S.W.L	230kg	230kg
MAX. OCCUPANTS	2	2
MAX. WORKING HEIGHT	16.00m	18.24m
MAX. PLATFORM HEIGHT	14.00m	16.24m
MAX. HORIZONTAL REACH	7.15m	8.37m
TURNABLE TAILSWING	0	0
UP AND OVER CLEARANCE	7.89m	8.95m
OVERALL LENGTH - STOWED	6.77m	7.31m
OVERALL LENGTH - TRANSPORT	5.15m	6.10m
OVERALL WIDTH	1.73m	1.73m
OVERALL HEIGHT	2.00m	2.00m
PLATFORM SIZE	1.45mx0.76m	1.45mx0.76m
GROUND CLEARANCE	0.20m	0.20m
WHEELBASE	2.00m	2.00m
TURNING RADIUS - INSIDE	2.08m	2.08m
TURNING RADIUS - OUTSIDE	3.30m	3.30m
TURRET ROTATION	360° uncontinuous	360° uncontinuous
PLATFORM ROTATION	160°	160°
JIB MOVEMENT	+70°/-60°	+70°/-60°
GRADEABILITY	30%	30%
MAXIMUM WORKING SLOPE	3°	3°
STOWED SPEED	6.1km/h	6.1km/h
WORKING SPEED	≤0.5km/h	≤0.5km/h
WIND RATED SPEED	12.5m/s	12.5m/s
DRIVE MOTORS	AC 48V/3.3kW	AC 48V/3.3kW
LIFTING MOTOR	48V/4.5kW	48V/4.5kW
BATTERIES	8x6V/420Ah	8x6V/420Ah
INTEGRATED CHARGER	48V/25A	48V/25A
HYDRAULIC TANK	30L	30%
TYRES	17.5x6.75	17.5x6.75
GROSS WEIGHT	6700kg	6975kg