

AYMES[®] SAVOURY



Mixing Instructions

The Best Way to Enjoy AYMES[®] Savoury

Each sachet of **AYMES[®] Savoury** should be reconstituted with 200ml of hot water.

AYMES[®] Savoury is best served warm.

AYMES[®] Savoury provides:

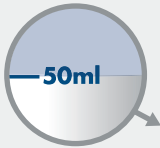
- **251*** **Calories**, as well as a full range of vitamins and minerals



Order samples and find out more about AYMES, at: www.aymes.com,
or call our Customer Care Line on: 0845 6805 496

References: * Based on Chicken flavour.

1




MIXING INSTRUCTIONS

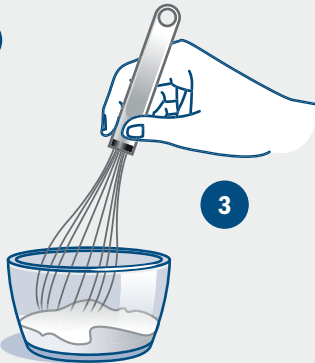
You'll need: a kettle, a bowl or mug, 200ml (1/3 pint) boiled water, one sachet of **AYMES® Savoury** and a whisk or fork

▶ TAKE CARE WHEN WORKING WITH HOT LIQUIDS ◀


2



3



4



200ml



1 Boil the kettle

2 Carefully pour 50ml of hot water into a mug or bowl and then add 1 sachet **AYMES® Savoury**

3 Mix into a smooth cream with a whisk or fork

4 Top up with remaining 150ml water whilst stirring continuously. Blend mixture thoroughly

5 Consume at preferred temperature