



HOW TO THROW A CYLINDER


STEP 1: CENTER



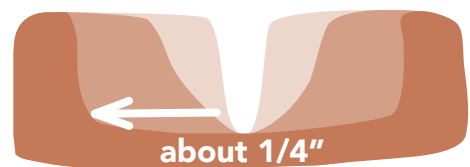
STEP 2: CONE UP / DOWN



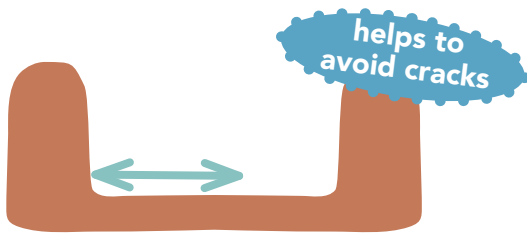
STEP 3: OPEN




STEP 4: CREATE THE FLOOR




STEP 5: COMPRESS FLOOR



STEP 6: PULL WALL



STEP 7: FINISH




remove water



rib exterior



bevel base



smooth lip