



C7 CORVETTE EOC KIT

INSTALLATION INSTRUCTIONS

Note: DeWitts EOC kit installation requires high level skills and special equipment. It is advised to seek professional assistance for installation.

1. Raise vehicle on lift.
2. Remove front bumper cover
3. Remove (3) lower skid plate covers
4. Remove two (2) oil plugs and drain oil
5. Remove oil filter
6. Remove (4) four transmission cooler bolts (Z06 A8 only). Do not disconnect fluid lines.
7. Remove (2) two plastic retaining pins from transmission cooler mounting. (Z06 A8 only)
8. Transfer the two transmission nut plates to the new EOC and install original retaining pins.
9. Use the supplied template (Fig. 1) to mark two holes in driver side duct.
10. Drill two (2) 1.25" holes (Fig. 2) using a block of wood to support rear of plastic duct.
11. Remove original water-to-oil EOC by removing four (4) bolts and lower EOC.
12. Remove two (2) c-clips from EOC water lines and disconnect water hoses from EOC.
13. Join existing water hoses with union (Fig. 4) supplied in kit.
14. Locate new EOC in front grill area with connections toward the driver side.
15. On Z06 A8 only, use existing M6 bolts to mounting TOC and EOC together.
16. Feed new stainless steel lines (straight end) through drilled holes and back to oil filter area.
17. Connect oil lines to EOC engine adapter (Fig.5) and tighten fittings before mounting adapter.
18. Mount new oil adapter (Fig. 6) using the new metal gasket and bolts.
19. Connect angled hose ends to EOC and tighten nuts.
20. Use a plastic tie wrap to secure stainless steel hoses (Fig. 7) away from engine belts.
21. Replace oil and filter and fill as usual.
22. Run engine briefly. Shut down and recheck oil level after ten minutes.
23. Start engine and check for leaks.
24. Replace front bumper cover.
25. Replace lower skid plates.



C7 CORVETTE EOC KIT

INSTALLATION INSTRUCTIONS



Fig. 1



Fig. 2



Fig. 3



Fig. 4



Fig. 5




Fig. 6




Fig. 7




Fig. 8




Fig. 9






C7 CORVETTE EOC KIT

INSTALLATION INSTRUCTIONS

Cut out on dotted line



Drill hole template