



# DUAL 11" SPAL FAN KIT

## 32-SP460 INSTALLATION INSTRUCTIONS

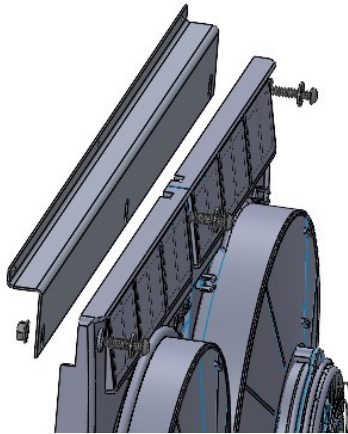
Thank you for purchasing our SP460 Dual 11" Spal fan Kit. The kit should include the following parts:

- 2 x Fan Relay Harness Kit **32-SPFRH**
- 1 x 195° Temperature Switch **32-SP195**
- 2 x Dual Fan Brackets **32-SP002**
- 1 x Hardware Mounting Kit
- 1 x Dual Fan **32-SP30102052**



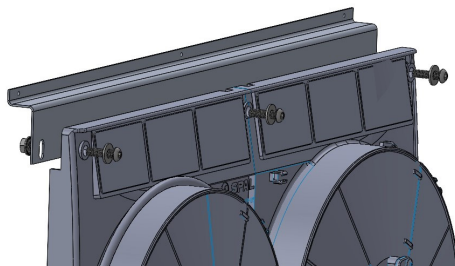
### STEP 1

Mount the bracket to the fans with the 1/4"-20 bolts, washers, and flange nuts provided in the hardware kit. With the bolt and washer on the top side of the fans and the nut to the bottom side of the aluminum bracket, finger tighten all six bolts.



### STEP 2

With the fans attached to the brackets, position the assembly on the radiator's top and bottom hat channel.

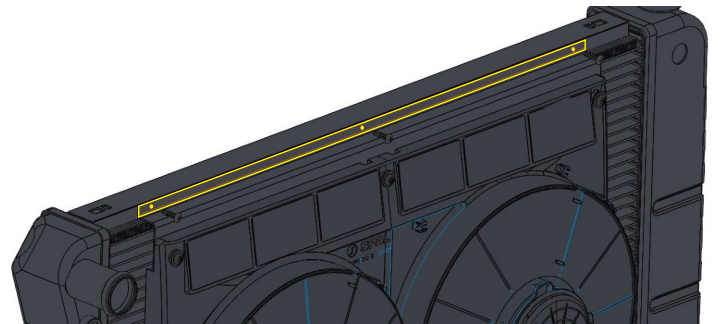


### STEP 3

With the fan assembly positioned on the radiator, center the fans so they will fit on the radiator core and not run into the A arm assemblies or any other motor or clearance issues. In some cases the fans are not positioned exactly in the middle of the radiator core. They may need to be positioned closer to one side to avoid the A arms.

### STEP 4

With the fan positioned how you want, attached the fan brackets to the radiator with the six self tapping screws provided in the hardware kit. Screwing straight into this channel will not affect the cooling or cooling tubes. This channel is how the fans mount to a DeWitts radiator or all OEM copper brass style radiators with this style hat channel.

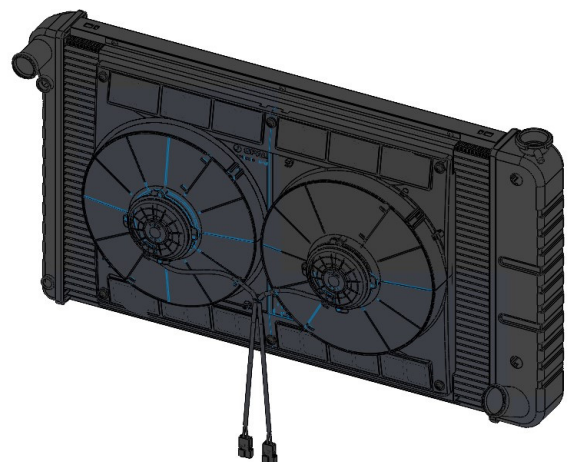


### STEP 5

With the fans mounted to the radiator, go back and tighten all the bolts holding the fans to the brackets.

### LAST STEP: WIRING

Please follow the wiring instructions that came with the Spal wiring harness. Thank you for purchasing our SP460 Dual Fan upgrade. If you have any questions, please feel free to call.





# HIGH PERFORMANCE COOLANT

**THANK YOU FOR PURCHASING A DEWITTS ALUMINUM RADIATOR.** To maximize the performance of your new radiator, and ensure proper protection, we recommend the use of DeWitts High Performance Coolant.

## FEATURES & BENEFITS

- Premium quality, ready-to-use formula premixed at 50/50 with deionized water.
- Protects from -34° to +265°F using 15lb cap.
- Meets or exceeds GM, Ford, and Chrysler certification standards.
- Compatible with national brand coolants and liquid coolant additives.
- Special anti-foam agents will reduce pump cavitation and increase cooling capacity.
- DeWitts patented universal low-silicate formula offers maximum corrosion protection.
- Advanced additive package.
- Better thermal conductivity and heat transfer than any propylene glycol coolants.
- Green, 100% biodegradable in its unused form.
- 3 year/36,000 mile guarantee.



**DEWITTS HIGH PERFORMANCE COOLANT  
PART # 32-305**

## TO ORDER, CALL OR VISIT US ONLINE.

[www.DeWitts.com](http://www.DeWitts.com)  
**517-548-0600**



## DISPOSAL OF USED ANTIFREEZE/COOLANT

Follow local laws and regulations. If required, dispose at facilities licensed to accept household hazardous waste. If permitted, dispose in sanitary sewer systems. Do not discard into storm sewers, septic systems or onto the ground.