



# 1984-89 CORVETTE FAN UPGRADE

## 32-SP464 INSTALLATION INSTRUCTIONS

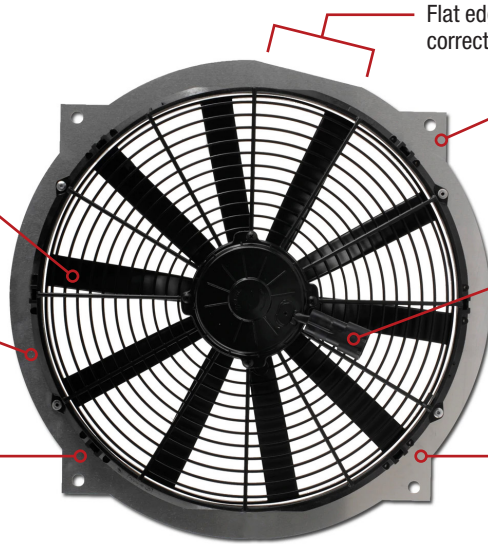


SCAN HERE TO WATCH THE VIDEO

Single 16" high performance brushed fan moves 2,360 cfm of air.

Fits 1984-1989 C4 Corvette, replacing stock cooling fan package.

Integrates with stock radiator surround assembly with no cutting/trimming.




Flat edge for correct mounting.


Retained by factory fan mounting hardware in the stock location.

Factory wiring connector is retained for plug-and-play simplicity.

Custom Direct Fit® aluminum adapter plate makes installation easy.



Flat edge.



Flat edge.

### STEP 1

Remove stock fan - 4 bolts.

### STEP 2

Locate the flat spot on the top right side of the stock fan shroud.

### STEP 3

Looking at the new SP464 fan kit, locate and align the same flat edge on the aluminum shroud to the flat edge on the stock shroud.

### STEP 4

Attach fan kit using the stock bolts.

### STEP 5

Plug the new fan into the Stock fan connector and you are finished.