

# HONDA VFR1200F & VFR1200F-DCT

## Parts list for MCS 6630T kit for VFR1200F (manual transmission)

## Parts list for MCS 6630T DCT kit for VFR1200F-DCT (automatic transmission)

<u>Item</u>	<u>Qty</u>	<u>Part Number</u>	<u>Description</u>
1	1	MCS 8128TBW	Computer
2	2 lengths		Self-adhesive Velcro (2 x 8cm pieces)
		<u>MCS 4804</u>	<u>Control Switch assembly (MCS6630 kit ONLY)</u>
3	1	MCS 820 - 160	Control Switch (left side mounting)
4	1	MCS 830B	Switch bracket
	4		4 gauge x 1/2" pan head self-tap screw
		<u>MCS 4804DCT LO</u>	<u>Control Switch assembly (MCS6630DCT kit ONLY)</u>
5	1	MCS826 - 160	Control Switch (right side mounting)
6	1	MCS 830C	Switch bracket (standard low mounting)
	4		4 gauge x 1/2" pan head self tap screw
		<u>MCS 4804DCT HI</u>	
7	1	MCS826 - 160	Control Switch (right side mounting)
8	1	MCS 830B	Switch bracket (optional high mounting)
	4		4 gauge x 1/2" pan head self tap screw
9	1	<u>MCS 6631T</u>	<u>Wiring harness (for manual shift models)</u>
OR	1	<u>MCS 6631T DCT</u>	<u>Wiring harness (for DCT models)</u>
a			Computer plug (26 pin)
b			Fuse holder (3 amp fuse)
c			TPS connectors (3 pin)
c1			TPS connector housing and retainer
d			Tach sensor (yellow wire)
d1			Tach sensor connector housing
e			Speed sensor connectors (blue/black wire)
e1			Speed sensor connector housing
f			Power & brake sensor (orange and grey wires)
g	Not fitted on DCT version		Clutch sensor (blue wire)
h			Control switch plug (6 pin)
	10		100mm cable ties
	10		150mm cable ties
	10		200mm cable ties

### OPTIONAL

Terminal extractor set

Information, Set up and Operation Manual

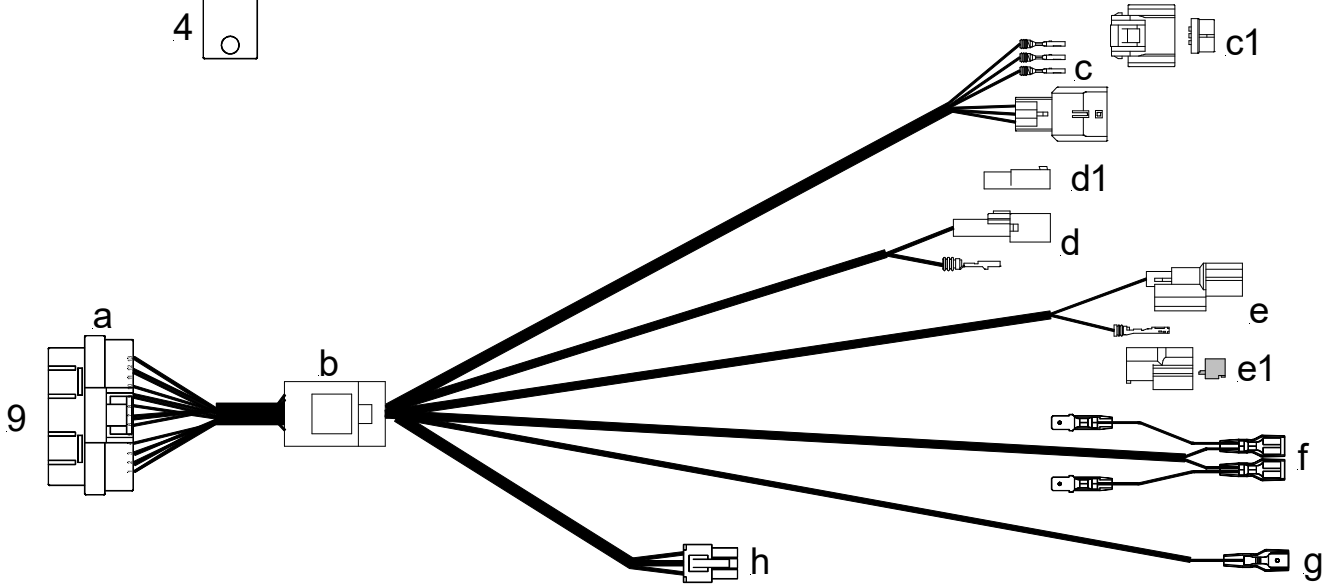
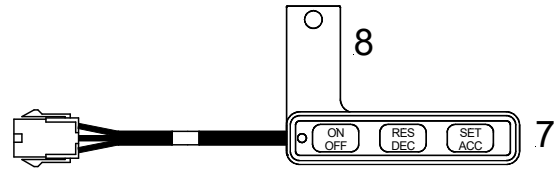
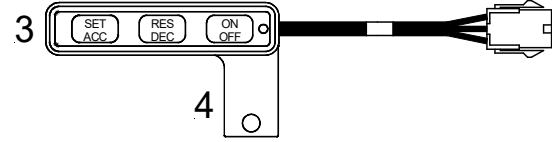
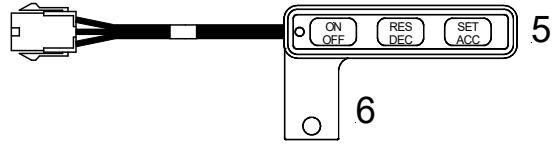
Operation and User Manual

Installation Manual

Trouble shooting guide



1 2



MANUAL SHIFT ONLY