

'Quad Cruise' Electronic Cruise & Spray Control for Kubota RTV-X900 & 1120



Quad Cruise is a version of the MotorCycle Setup cruise control that is designed to operate at speeds from 3 km/h. It has an optional power outlet designed to provide power to any crop spray system or accessory fitted to the vehicle - either manually, or only when the cruise control is engaged, via a 10 amp power outlet that is incorporated into the wiring loom. This means that spray operation occurs only when the bike's speed is held at the appropriate set speed on the cruise control.

The cruise control can be set to a specific speed to spray a row by pressing the SET button, turned off at the end of the row with the brake pedal. The RES button can be used to set the vehicle's speed back to the previous speed. The spray system will turn on and off with the cruise control, when the spray switch is in the AUTO position.

Every effort has been made to make the cruise control waterproof. The new computer is fully sealed, as is the electric actuator. Wherever possible sealed connectors have been used on the wiring harness.

NOTE: - Speed sensing for the cruise control is sourced from the vehicle's speedometer sender. Some markets do not have a speedometer fitted on some models. If the cruise control is to be fitted to the vehicle, then a Kubota speedometer kit MUST be fitted to the vehicle.


The following provides a brief description of the power consumption and component locations of the MotorCycle Setup electronic cruise and spray control.

Current draw while the cruise control is switched on, but not engaged, is approximately 0.020 amp (0.28 watts). Current draw while the cruise control is engaged is nominally 0.5 amp (6 Watts) with peak draw at 3 amp (36 Watts). By comparison, a head light bulb typically draws about 4 amps (55 Watts), and a taillight bulb (running light) draws about 0.4 amp (5 Watts).


Installed weight of the cruise control is approximately 3kg.

Refer to the line drawing at the end of this document to identify the component numbers in the text.


The **Computer (1)** is mounted in the front compartment, on the inner guard, above the left front wheel.



The **Electric Throttle Servo (2)** is mounted inside the engine bay on the right side, shown by the lower arrow in the photo. A **Servo Cable (3)** connects the throttle servo to the vehicle's throttle mechanism (see next page) shown by the upper arrow.



The **Throttle Lever (4)** is located on the right side of the transmission and controls the vehicle's hydrostatic transmission and engine. The new lever and other hardware bolt directly to the vehicle's throttle mechanism.



The **Control Switch (5)** is mounted on top of the sunshade for the instruments. If that location is not suitable, it may also be mounted on the left hand end of the dashboard. This photo shows the control switch with the optional spray power control switch (5A on the parts drawing over the page). If the cruise is ordered without the optional spray power control, this switch is not included (5B on the drawing).



The **Wiring Harness (6)** is dedicated to the vehicle. Power for the cruise control is sourced from one of the vehicle's accessory power connectors. Brake sensing is sourced from the brake light switch. Neutral gear position sensing is sourced from the vehicle's neutral switch. Speed signal is sourced from the vehicle's speedometer sender. Earth (ground) is sourced from the battery negative terminal.

Power for the **OPTIONAL Spray Power Harness (7)** is sourced from the battery positive terminal and a two pin plug is provided that can be mounted at the rear of the vehicle for connection to the spray system. Matching plug and terminals are provided in the kit for connection to the spray unit. Any accessory drawing less than 10 amps may be connected to this outlet.

MotorCycle Cruise Controls

**Unit 13, 137-145 Rooks Road
Nunawading VIC 3131**

AUSTRALIA

Web Site:

<http://www.mccruise.com>

International:

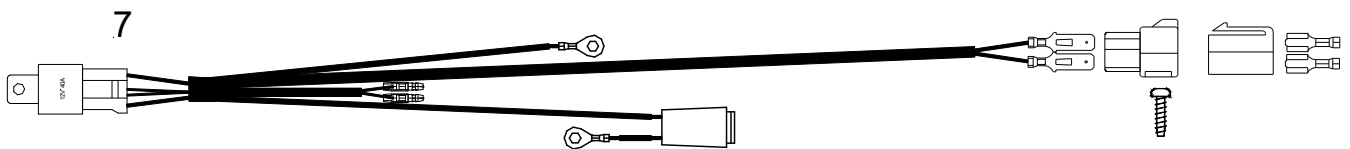
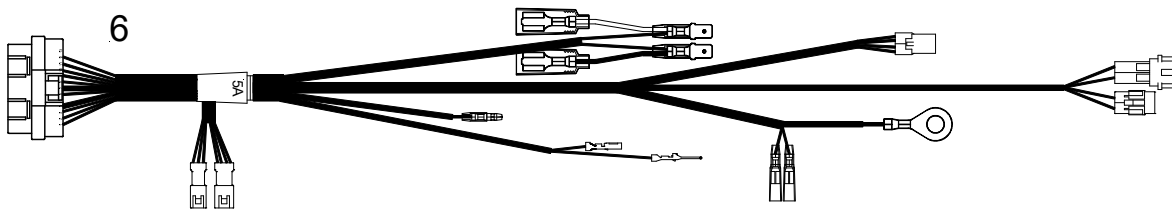
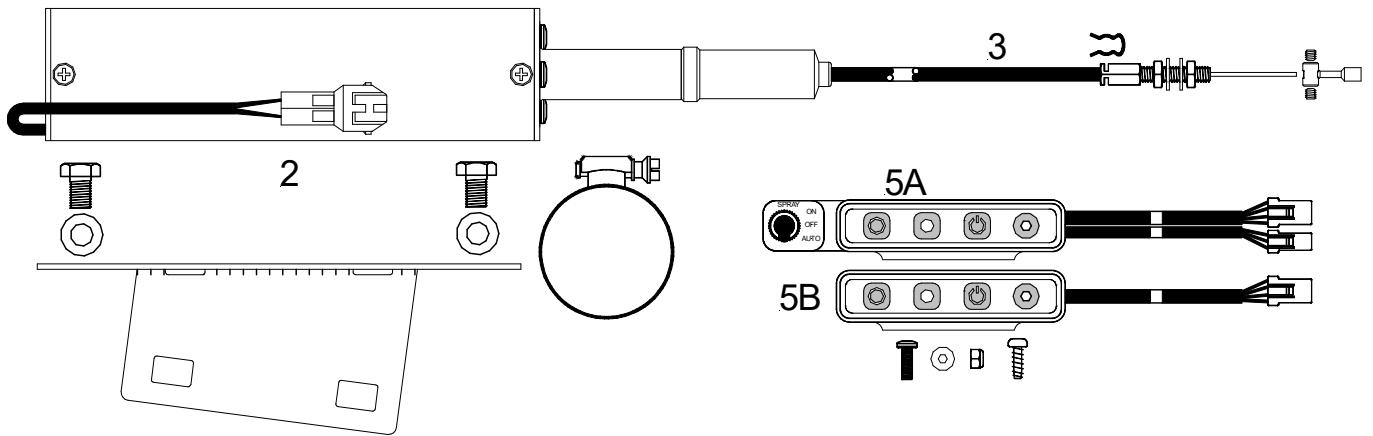
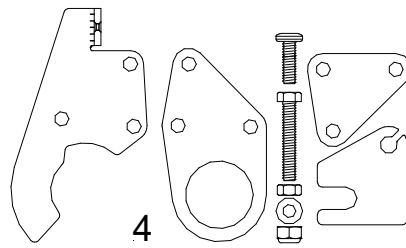

Phone (International Access Code) 61 3 9808 2804

Australia:

Phone (03) 9808 2804

E-mail:

sales@mccruise.com



MotorCycle Cruise Controls

**Unit 13, 137-145 Rooks Road
Nunawading VIC 3131**

AUSTRALIA

Web Site:

<http://www.mccruise.com>

International:

Phone (International Access Code) 61 3 9808 2804

Australia:

Phone (03) 9808 2804

E-mail:

sales@mccruise.com