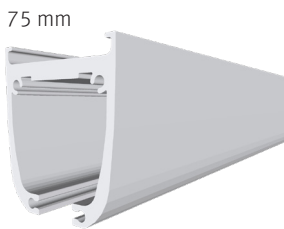





## TRACKS FOR CEILING HOIST

Discreet and elegant tracks for ceiling- and wall installations



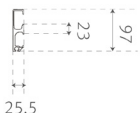

WinnCare's overhead track systems: a world of flexible, rugged and easy to install tracks. WinnCare provides multiple track solutions to accommodate the varying and challenging needs in today's health care sector.

The low profile 75 mm track, small and strong, is designed with low height, optimal span distances and ease of installation in mind.



The light weight of the 135 mm track belies its strength. This track has the longest span distance of all the WinnCare tracks and may be used as a traverse track together with WinnCare's unique door connecting system.

The unique E-Track is a wall mounted track solution. In reality E-Track is an attractive flat wall panel offering a discreet and unobtrusive alternative to the unsightly wall and ceiling brackets that are conventionally used. Moreover, E-track is quick and simple to install, making it an extremely cost effective choice and the preferred choice for home and institutional settings.



Regardless of the demands on the system configuration, all the WinnCare tracks can work together to deliver a total solution, ensuring ease of installation, use and cost effectiveness, so put our tracking to the test.

### ITEM NUMBERS

Model / Length	Item no.
75 mm track, 4 m	016-01022
75 mm track, 5 m	016-01021
75 mm track, 7 m	016-01020
135 mm track 4,3 m	016-01002
135 mm track 5,5 m	016-01003
135 mm track 7 m	016-01004
90° curved track	016-01040
60° curved track	016-01041
45° curved track	016-01042
E-track 4,3 m	016-01028
E-track 5,5 m	016-01029
E-track 7 m	016-01027
E-track 7,5 m	016-01026

### ACCESSORIES

If you need a room-to-room solution or a four-way transfer solution, WinnCare can offer you a wide selection of accessories, for example:

- track changers
- powered turntable
- door connector (electrical or manual)
- e-Station (track with integrated charging zone)

## HIGHLIGHTS

- Complete range of tracking and accessories
- Can be ceiling or wall mounted
- Discreet, easy to install in many configurations.
- Profiles can be combined to optimize solutions.
- Clean and simple state-of-the-art-design.



**CE** MDD93/42/EEC  
Class I

Please consult the technical manual for further specifications. All figures and measurements are for guidance only and may differ in actual situations. Winnocare Nordic reserves the right to changes without notice. Product photos may include accessories. Please consult your dealer for further information.

**elite**  
healthcare

Scan for Luna Videos



F1 Swords Enterprise Park, Feltrim Road, Swords, Co. Dublin. K67 E984

602 Harbour Point Business Park, Little Island, Co. Cork. T45 X624

01 8903932

[sales@elitehealthcare.ie](mailto:sales@elitehealthcare.ie)

[www.elitehealthcare.ie](http://www.elitehealthcare.ie)



**elite**  
healthcare