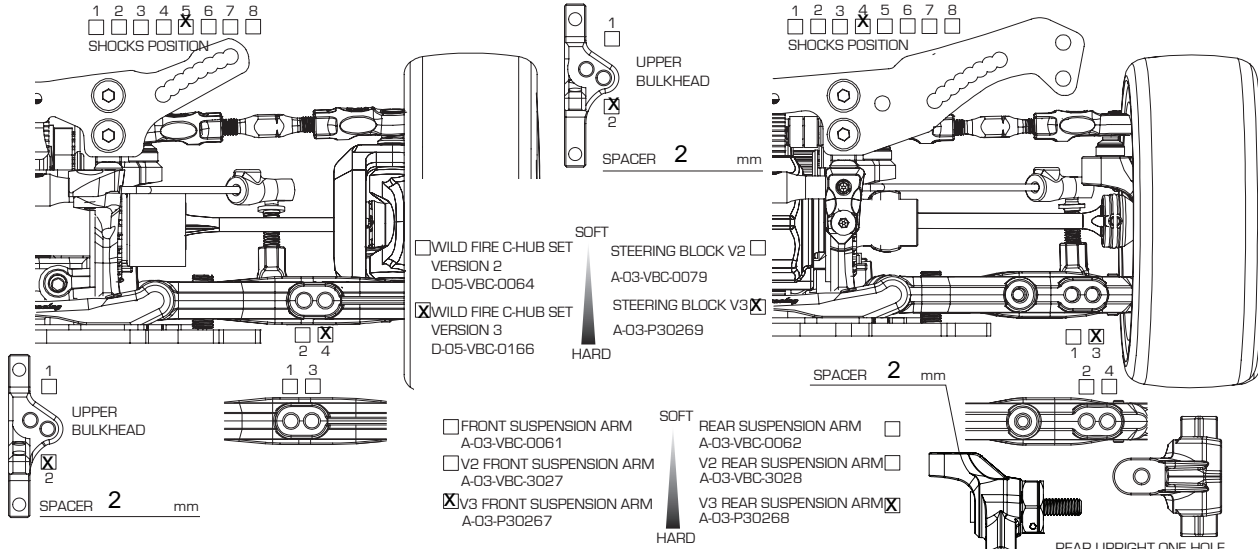


WILDFIRE DOT

1/10 4WD ELECTRIC COMPETITION TOURING CAR KIT

SETUP SHEET

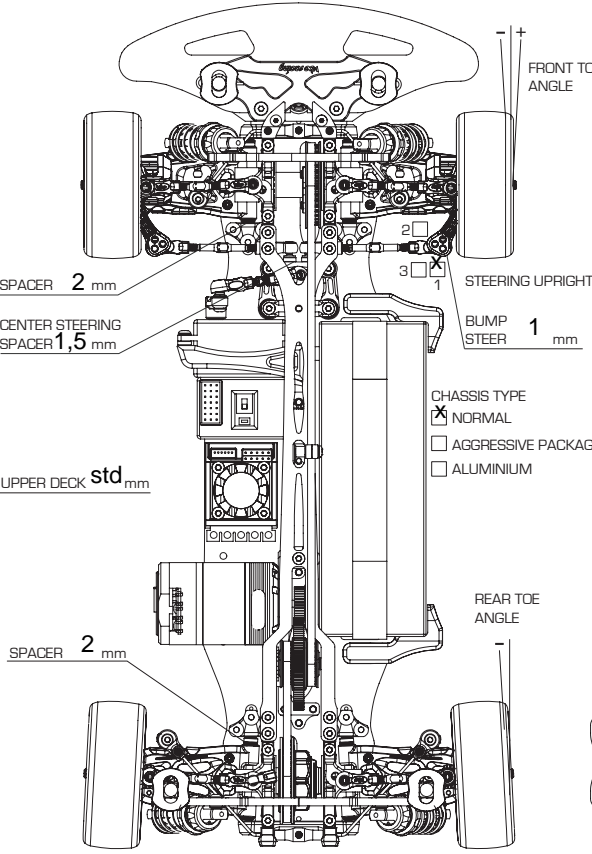


FRONT

GROUND CLEARANCE	5 mm	DROOP	5,8
CAMBER ANGLE	2,0 °	TOE ANGLE	
CASTER BLOCK		FRONT DRIVE DIFF (OIL) / DIR	X
STABILIZER	1.2 1.3 1X	WHEEL SPACER	/ mm
SUSPENSION SHIM (FF)	1 mm	SUSPENSION SHIM (FR)	1 mm
SUSPENSION MOUNT (FF)	F0	SUSPENSION MOUNT (FR)	c0
AXLE TYPE / SIZE	TWO-PIECE JOINT / SINGLE JOINT (STEEL/ALUM) mm		

REAR

GROUND CLEARANCE	5,2 mm	DROOP	5,2
CAMBER ANGLE	1,5 °	TOE ANGLE	
REAR DRIVE	DIFF (OIL 3000)	DRIVE CUP	ALUMINIUM / STEEL
STABILIZER	1.2 X 1.4	WHEEL SPACER	/ mm
SUSPENSION SHIM (RF)	2 mm	SUSPENSION SHIM (RR)	2 mm
SUSPENSION MOUNT (RF)	c0	SUSPENSION MOUNT (RR)	E20
AXLE TYPE / SIZE	TWO-PIECE JOINT / SINGLE JOINT (STEEL/ALUMINIUM) mm		



FRONT

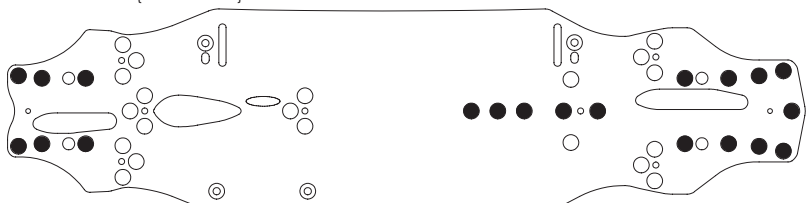
SHOCK LENGTH	60 mm
PISTON	X 4 hole(s) / OTHERS
OIL	400
SPRING	Orange
OIL SEALER CAP	S / MS / X / H
REBOUND	0 %
NOTES	

REAR

SHOCK LENGTH	60 mm
PISTON	X 4 hole(s) / OTHERS
OIL	500
SPRING	Red
OIL SEALER CAP	S / MS / X / H
REBOUND	0 %
NOTES	

MOTOR	MM 13.5	SPUR	PITCH/	T	PINION	PITCH/	T
TIRE	Ride REX 30	TIRE INSERT	WHEEL				
TIRE ADDITIVE	Hudy	BODY	Bittydesign Nardo REAR WING				
ESC	Much More	BATTERY	Boomerang				
REMARKS							

Chassis Flex Settin (Fill in the Circle)



all screws used!