

# how to

## theatre

### You will need...

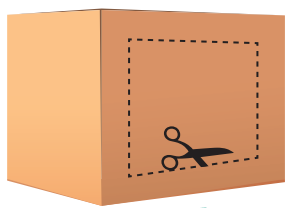
- Coloured card
- Lollipop sticks (optional)
- Glue
- Paint
- Pens
- Scissors
- Eduzone cardboard box



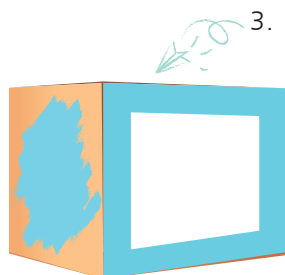
super easy to make

1. Draw a rectangle on the front of the Eduzone box to form the stage of your theatre.
2. Carefully cut out the rectangle.
3. Paint the Eduzone box your favourite colour and place to the side to dry.
4. On your coloured card, draw a roof for your theatre and cut out.
5. Once your theatre is dry, glue the roof to the front of the box. Why not add some decorations to your roof to give it that wow factor!
6. Create some characters using the card and pens and glue them onto your lollipop sticks to create your own show!


a great way  
to reuse your eduzone  
delivery boxes!



1 & 2.



3.



4 & 5.



6.